

## RESEARCH ARTICLE

# Parental thermal environment alters offspring sex ratio and fitness in an oviparous lizard

Lisa E. Schwanz<sup>\*,‡</sup>

## ABSTRACT

The environment experienced by parents can impact the phenotype of their offspring (parental effects), a critical component of organismal ecology and evolution in variable or changing environments. Although temperature is a central feature of the environment for ectotherms, its role in parental effects has been little explored until recently. Here, parental basking opportunity was manipulated in an oviparous lizard with temperature-dependent sex determination, the jacky dragon (*Amphibolurus muricatus*). Eggs were incubated at a temperature that typically produces a 50:50 sex ratio, and hatchlings were reared in a standard thermal environment. Offspring of parents in short bask conditions appeared to have better fitness outcomes in captive conditions than those of parents in long bask conditions – they had greater growth and survival as a function of their mass. In addition, the sex of offspring (male or female) depended on the interaction between parental treatment and egg mass, and treatment impacted whether sons or daughters grew larger in their first season. The interactive effects of treatment on offspring sex and growth are consistent with adaptive explanations for the existence of temperature-dependent sex determination in this species. Moreover, the greater performance recorded in short bask offspring may represent an anticipatory parental effect to aid offspring in predicted conditions of restricted thermal opportunity. Together, these responses constitute a crucial component of the population response to spatial or temporal variation in temperature.

**KEY WORDS:** Basking behaviour, Environmental sex determination, Maternal effects, Reproductive investment, Sex allocation, Thermal ecology, Thermoregulation

## INTRODUCTION

The parental environment is a key driver of offspring phenotypic variation (Mousseau and Dingle, 1991; Bernardo, 1996; Bonduriansky and Day, 2009). These non-genetic parental effects (e.g. maternal effects) can enhance offspring fitness when the parental environment provides a reliable cue for the offsprings' environment (anticipatory parental effects or transgenerational plasticity; Mousseau and Fox, 1998; Galloway and Etkerson, 2007; Marshall and Uller, 2007; Uller et al., 2013; Leimar and McNamara, 2015). Alternatively, phenotypic changes can be neutral or disadvantageous for offspring if they arise as by-products of parental physiology or favour parental fitness at the

expense of each offspring's fitness (Marshall and Uller, 2007). Because such phenotypic change occurs via non-genetic means and has uncertain heritability, parental effects impact evolutionary adaptation to variable or changing environments (Räsänen and Kruuk, 2007; Badyaev and Uller, 2009; Bonduriansky and Day, 2009; Bonduriansky et al., 2012).

One major environmental factor that impacts living organisms is ambient temperature. Temperature may influence physiological rates, phenology, behaviour and sexual development (for species with temperature-dependent sex determination, TSD; Janzen and Paukstis, 1991; Parmesan and Yohe, 2003; Visser and Both, 2005; Schwanz and Janzen, 2008; Angilletta, 2009). Accordingly, variation in temperature (geographical, micro-habitat or temporal) has implications for demographic parameters and population persistence (Parmesan and Yohe, 2003; Visser and Both, 2005; Kearney and Porter, 2009; Wapstra et al., 2009; Schwanz et al., 2010a; Sinervo et al., 2010; Boyle et al., 2014).

Temperature-related changes in parental behaviour may represent a key process in determining offspring incubation temperatures and phenotypes across variable thermal environments (i.e. thermal parental effects), and may be equally important as thermal adaptation and acclimation (Angilletta, 2009; Sgro et al., 2016). For example, the timing and location of oviposition in egg-laying animals often responds to variation in temperature, and strongly influences developmental conditions (oviposition effects; Parmesan and Yohe, 2003; Doody et al., 2006; Schwanz and Janzen, 2008; Refsnider and Janzen, 2010; Schwanz et al., 2010a). Similarly, in viviparous ectotherms, parental thermoregulatory behaviour directly impacts embryonic developmental temperatures (Shine and Harlow, 1993; Wapstra, 2000; Robert and Thompson, 2001; Wapstra et al., 2004; Burgess and Marshall, 2011).

Thermal parental effects may also operate via pre-oviposition physiological mechanisms that do not impact offspring developmental temperature. In invertebrates, parental cold exposure or heat shock prior to oviposition can improve offspring tolerance of the same temperature stressor (Zhou et al., 2013; Valentina Zizzari and Ellers, 2014). Similarly, damselfish can maintain metabolic performance (i.e. aerobic scope) at warm temperatures if their parents were acclimated to warm temperatures (Donelson et al., 2011). Across animals, experimental parental temperatures during egg production impact components of offspring fitness, often enhancing fitness in warmer compared with cooler parental temperatures (Gilchrist and Huey, 2001; Shine, 2006; Steigenga and Fischer, 2007; Lorigou et al., 2012; but see Rodríguez-Díaz and Braña, 2011; Guillaume et al., 2016). In several fish species, offspring growth at a given temperature is greatest when the parental temperature is the same (Bownds et al., 2010; Salinas and Munch, 2012; Shama et al., 2014; Shama, 2015). Moreover, the complexity of thermal non-genetic effects is becoming more apparent through evidence of persistence to the grand-offspring generation (Shama and Wegner, 2014), discordant

Research School of Biology, The Australian National University, Bruce, ACT 2601, Australia.

<sup>\*</sup>Present address: Evolution and Ecology Research Centre, School of Biological, Earth and Environmental Sciences, UNSW Australia, Sydney, NSW 2052, Australia.

<sup>‡</sup>Author for correspondence (l.schwanz@unsw.edu.au)

 L.E.S., 0000-0001-5864-7112

Received 3 March 2016; Accepted 23 May 2016

paternal and maternal effects (Shama and Wegner, 2014; Guillaume et al., 2016), and possible bet hedging of offspring phenotype (Shama, 2015).

Thermal parental effects are particularly important for species with TSD, as air temperature influences nest and cohort sex ratios and can lead to heavily biased adult sex ratios that hasten population demise (Schwanz et al., 2010a; Boyle et al., 2014). Thus, it is particularly intriguing that temperatures experienced by parents can influence offspring sexual development independent of incubation temperature in species with TSD (Schwanz et al., 2010b; Warner et al., 2013). This transgenerational plasticity in sexual outcome could mitigate the negative impacts of climatic variation on population sex ratios and offspring fitness (i.e. frequency-dependent selection on sex; Schwanz et al., 2010a,b).

Surprisingly, there is a relative dearth of research on pre-oviposition parental effects due to temperature (Sgro et al., 2016). Yet, these effects are likely to be common given the demonstrated importance of other pre-oviposition factors such as maternal diet, maternal age and clutch order on offspring size, sex and behaviour (Mousseau and Dingle, 1991; Fox et al., 2003; Warner et al., 2008; Radder et al., 2009; Paranjpe et al., 2013). Moreover, physiological mechanisms of parental effects in oviparous taxa are diverse (Jablonka and Raz, 2009), including transfer of antibodies and antioxidants from mother to egg (Grindstaff et al., 2003; Berthouly et al., 2008), nutrient provisioning (Radder et al., 2009), deposition of yolk hormones (Groothuis et al., 2005; Radder, 2007; Uller et al., 2007), and epigenetic mechanisms (Jablonka and Raz, 2009). Thus, thermal parental effects have unexplored potential to alter offspring phenotypes and demand much greater empirical attention.

In this study, I examined whether the parental thermal environment has an influence on offspring phenotype in a dragon lizard species with TSD. In the jacky dragon, *Amphibolurus muricatus* (White 1790), cold (below 25°C) and hot (above 33°C) temperatures produce all-female offspring, while intermediate (27–28°C) temperatures produce a roughly 50:50 sex ratio (Harlow and Taylor, 2000; Warner and Shine, 2005). This form of sex determination appears to be adaptive, as males and females have highest lifetime fitness when incubated at their respective, natural temperatures (Warner and Shine, 2008a). Natural nest temperatures have been recorded to average 23–28°C (Harlow and Taylor, 2000; Warner and Shine, 2008b).

For the present study, parental basking opportunities (number of hours with access to a basking lamp) during egg production were manipulated experimentally in a lab colony of jacky dragons. I examined whether parental treatment influenced offspring size, sex and survival. Importantly, eggs and offspring were reared in common conditions, with an egg incubation temperature that typically produces a 50:50 sex ratio. Thus, any differences between treatments can be attributed to pre-oviposition parental effects.

## MATERIALS AND METHODS

### Study animal

All jacky dragons used in this study were wild-caught near Canberra, Australia (Wamboin, NSW; 35.25001S, 149.29171E; elevation ~800 m) or were 2 year old lab-born individuals. Animals were housed indoors at the University of New South Wales.

### Experimental design

All methods were approved by the Animal Care and Ethics Committees at the Australian National University (A2012/12) and University of New South Wales (ACEC 13/106B), as well as the

Office of Environment and Heritage in the New South Wales state government (SL101003).

Three females and one male were housed together in opaque plastic cages (500 mm×300 mm×300 mm) with sand floors. Bark, branches, ceramic flower pots or tiles served as shelters and basking objects. Lizards were fed with 4–6 gut-loaded crickets, depending on apparent hunger, 3 times per week (dusted with vitamins 1–2 times per week) and had *ad libitum* access to water. Each cage lid was aluminium mesh, with an external UV light and incandescent basking lamp. UV lights and room lights were adjusted every 2 weeks to match natural daylight hours.

Experimental treatments were established in late winter (August) by assigning either 7 h (short bask, SB) or 11 h (long bask, LB) of daily basking lamp duration to each cage. The temperature directly under the basking lamp can reach 56.6°C, while the far side of the cage averages 24°C. This creates substantial variation to obtain preferred body temperatures (~35°C in *A. muricatus*; Heatwole et al., 1973). The treatment durations were similar to common protocols for studies on captive lizards (4–10 h; e.g. Radder et al., 2007; Cadby et al., 2014) and constrained by previous research in the jacky dragon showing that 5 h of basking lamp is insufficient for reproduction (Halstead and Schwanz, 2015). The source population of the colony experiences day lengths of 12.5–14 h during October and November. For lizard species that are active thermoregulators in thermally heterogeneous habitats, body temperatures are often near preferred temperatures (or above 30°C) for the majority of sampled daylight hours (up to 11 h of the day; e.g. Huey, 1982; Christian and Weavers, 1996; Andrews et al., 1997; Lara-Reséndiz et al., 2015). Thus, although insufficient data are available on the thermoregulatory behaviour of wild *A. muricatus*, 11 h seems likely to be near the maximum duration of daily thermoregulatory ability during the breeding season.

Cages were assigned to treatments so as to ensure similar average body sizes and ages of females in the two treatment groups. The treatments were initiated 2 weeks after the lizards were brought from brumation to room temperature and 1 week after first access to a basking lamp. A total of 43 females (22 LB and 21 SB) and 14 males were used for the study. One LB female had to be euthanized during production of her first clutch and was replaced approximately 1 month into the study with an additional female.

In the middle of the gravid season (October, Julian dates 280–289), basking behaviour of lizards was measured by affixing iButton temperature loggers (wrapped in parafilm; DS1921G Thermochron iButton, Maxim Integrated, San Jose, CA, USA) to the lizard's upper dorsum with superglue. For ethical reasons, iButtons were only applied to lizards that exceeded 30 g mass, ensuring the device was no more than 10% of the lizard's body mass. Temperature loggers were programmed to record temperature every 10 min. These temperatures combine thermal inputs from the lizard's body, ambient air and incident radiation; thus, they are not strictly body temperature. Data were downloaded from the temperature loggers using 1-Wire data software (OneWireViewer v3.15.50, Maxim Integrated).

Females were inspected visually each day for signs of gravidity, followed by palpation if gravidity was suspected. Fully gravid females (those with eggs detected on palpation) were checked daily for egg deposition. Subsequently, the sand in the cage was searched for nests that had been constructed. If females did not lay their eggs within 2 weeks of becoming fully gravid, they were induced to lay their eggs with peritoneal injection of 1–6 IU oxytocin 100 g<sup>-1</sup>.

Eggs were cleaned of sand and other debris, weighed (to 0.001 g), and placed individually in 120:100 water:vermiculite by mass

(water potential of approximately  $-200$  kPa) within a labelled 125 ml glass jar (vermiculite from L&A Fazzini, Greenacre, NSW, Australia). Egg jars were covered with plastic cling wrap (GLAD® ClingWrap, Clorox Pty Ltd, Padstow, NSW, Australia), sealed with a rubber band, and incubated at a constant  $28^{\circ}\text{C}$ . For first clutches produced by each female, we attempted to draw up to  $50\text{--}200$   $\mu\text{l}$  of yolk from two eggs for later hormone sampling (results not presented). Sampled eggs were reweighed following yolk sampling. A similar proportion of incubated eggs from each treatment were sampled for yolk (LB: 23.9%,  $N=117$ ; SB: 27.2%,  $N=114$ ). This reduced the egg mass by an average of  $0.14\pm 0.06$  g (approximately 10% of egg mass). For later clutches by each female, two whole eggs were frozen.

Eggs were checked once daily for hatching. All post-hatch measurements were conducted blind to parental treatment. Hatchlings were blotted dry and weighed to the nearest 0.001 g. Snout–vent length (SVL) was measured by stretching the hatchling against a clear ruler and recording SVL with digital callipers (nearest 0.01 mm). Sex was recorded during the first week post-hatch by a single researcher (L.E.S.) via hemipenes eversion under a dissecting microscope (Harlow, 1996). The accuracy of this procedure was assessed by re-examining sex in the first autumn and at approximately 1.5 years of age. Of 133 hatchlings re-examined in autumn, sex concurred with sex at hatching for 126 (94.7%); 47 of these hatchlings were alive at 1.5 years, and all retained the same sex assignment (100%). Thus, the accuracy of sex assignment at hatching is 95%. Of the seven hatchlings whose sex assignments changed in the autumn, sex at 1.5 years matched the autumn assignment for two lizards and matched the original hatching assignment for two lizards (three were no longer alive). For the first week after hatching, hatchlings were housed individually in pencil trays (305 mm $\times$ 75 mm $\times$ 50 mm) with paper towel substrate, *ad libitum* water and no food. UV lights and incandescent lights were suspended above the pencil trays. At approximately 1 week after hatching, hatchlings were given a unique toe-clip and group-housed in plastic bins (250 mm $\times$ 300 mm $\times$ 300 mm) with a paper towel floor and a mesh lid. Hatchlings were provided with a UV light set to natural day length, a basking lamp on 08:00 h to 17:00 h (9 h), basking and sheltering objects, and *ad libitum* water. They were fed daily with 4–6 gut-loaded pinhead or weenie crickets (dusted with vitamins 3 times per week) for approximately the first month, then fed 5 times per week until approximately 3 months old, and subsequently 3 times per week. Five to eight hatchlings were housed together, with the oldest and youngest hatchlings no more than 1 week different in age. This variation in initial hatchling cage density was unavoidable because of the demand of keeping all hatchlings within 1 week of age. For all post-hatching traits, two cages with fewer than seven initial hatchlings were excluded to reduce noise associated with variable growth conditions.

Mass and SVL were recorded again at 1 month of age and before colony brumation in the autumn (27–28 April). Autumn body mass was recorded to 0.01 g. Age variation within a cage could introduce natural dominance relationships, and the number of hatchlings in the cage (density) may influence levels of competition. To account for these complications, rank age within a cage (1=oldest) was assigned to each hatchling. Animals hatched on the same day were given the same rank. The average density was calculated starting when the last hatchling was added. Both calculations were weighted over time according to deaths within the cage. The weighted values for rank age and density were calculated for the first month and for the interval until autumn measurements.

## Data analysis

### Basking behaviour

Temperature logger data were extracted between the hours of 07:00 h and 19:00 h (the hours of basking lamp access for the LB treatment group plus one additional hour to capture thermal inertia) over 10 days of recording. From these intervals, I calculated the mean temperature and summed the total number of records that were greater than or equal to  $30$  and  $35^{\circ}\text{C}$  for each lizard. The first temperature ( $30^{\circ}\text{C}$ ) is the maximum recorded by iButtons placed on the coldest side of the cage, and thus assesses the extent to which lizards are seeking warmer temperatures than baseline. The second temperature is the preferred body temperature of jacky dragons (Heatwole et al., 1973). The three response variables were examined in separate mixed-effect models with treatment and sex as factors and cage entered as a random effect. Sex was not significant in any model, so was removed.

### Reproductive timing and output

The proportion of females breeding in each basking treatment (SB and LB) and the number of clutches per female were analysed with likelihood-ratio chi-square tests. Clutch laying date (excluding the late-added female) and clutch size were analysed with linear mixed effect models, including clutch order as a predictor (maternal ID was entered as a random effect to account for multiple clutches per female). Maternal SVL and its interaction with treatment were included in all models. The interaction was removed when  $P>0.15$ , but SVL was retained in all models.

### Egg and offspring traits

Response variables related to parental effects on individual offspring were examined in separate models and consisted of egg mass, ‘hatching’ traits (hatching success, and hatchling sex, SVL and mass), ‘1 month’ traits (SVL and mass), ‘autumn’ traits (SVL and mass) and two intervals of post-hatch survival (hatching–1 month, 1 month–autumn). Continuous response variables were examined using linear mixed effect models, whereas categorical response variables were examined with logistic mixed effect models. All models included parental treatment as a fixed effect and maternal ID as a random effect to account for multiple offspring from the same mother. Additional covariates and cofactors were entered into each model based on *a priori* expectations of potential modifiers. Models were reduced via sequential model reduction ( $P>0.15$ ), starting with interaction terms. Treatment was always retained in the models.

The model of egg mass included additional predictor variables of maternal SVL, clutch laying date, and their interactions with parental treatment. For hatching response variables, 16 frozen eggs were excluded. Five full-term embryos that were excised from their eggs dead or severely deformed (warranting immediate euthanasia) were considered failures for hatching success and were excluded from phenotypic analyses. Predictor variables entered into all hatching models were maternal SVL, clutch laying date and egg mass, plus all interactions with treatment. The models for hatchling SVL and mass contained hatchling sex and the identity of the researcher measuring the traits because of potential researcher bias in measuring SVL (three researchers measured hatchling and 1 month traits; two researchers measured autumn traits). In addition, hatchling SVL was included as a covariate in the model of hatchling mass; thus, the results should be interpreted as residual body mass after accounting for length. It was unclear *a priori* which measure of egg mass should be used as a covariate in these models: (1) final egg mass or (2) initial egg mass [plus yolk sampling (Y/N) and their

**Table 1. Basic reproductive traits for the two parental treatments**

Response	LB	SB	Treatment	SVL	Clutch order
% Breeding <i>N</i> =43	63.6% (14/22)	76.2% (16/21)	$\chi^2=0.85$ <i>P</i> =0.36	$\chi^2=1.94$ <i>P</i> =0.16	–
No. of clutches <i>N</i> =30	1: 71.4% 2: 21.4% 3: 7.1% (14)	1: 68.8% 2: 31.3% 3: 0% (16)	$\chi^2=1.88$ <i>P</i> =0.39	$\chi^2=2.89$ <i>P</i> =0.24	–
Clutch lay date <sup>1,2</sup> <i>N</i> =39	280.2±24.2 (18)	281.6±15.7 (21)	<i>F</i> =1.02 <i>P</i> =0.32	<i>F</i> =0.06 <i>P</i> =0.82	<b><i>F</i>=51.01</b> <b><i>P</i>&lt;0.0001</b>
Clutch size <i>N</i> =40	6.68±1.53 (19)	6.10±2.74 (21)	<i>F</i> =0.81 <i>P</i> =0.37	<b><i>F</i>=21.50</b> <b><i>P</i>=0.0002</b>	<i>F</i> =2.82 <i>P</i> =0.09

SB, short bask (7 h); LB, long bask (11 h); SVL, snout–vent length.

For clutch laying date (Julian date) and clutch size, maternal ID was additionally entered as a random effect. Treatment means are given  $\pm$ s.d. (*N*). Significant values are in bold.

<sup>1</sup>One successful female omitted as she was introduced to the breeding cages at a later date.

<sup>2</sup>Data log-transformed for analysis.

interaction]. Complementary models for each egg mass option were initiated and the two final (reduced) models were compared with Akaike's information criterion with correction for finite sample size (AICc). The preferred model is presented here, along with the  $\Delta$ AICc compared with the less-preferred model.

Models of SVL and mass at 1 month and autumn as response variables included predictors of sex, initial residual mass (at the start of the survival interval), cage rank age, cage density and all interactions with treatment. The mass model additionally included concurrent SVL as a predictor. Mass and SVL at autumn included age (in days) as a covariate. Traits at 1 month used rank age and density within the cage in the first month, whereas traits in the autumn used rank age and density across the active season. I excluded 11 hatchlings from two cages where the starting number of hatchlings was less than seven to reduce variation due to cage density.

Survival over the two time intervals was examined with additional predictors of sex, initial SVL, initial residual mass, cage rank age, cage density and all interactions with treatment. Residual mass was calculated from a linear regression of mass versus SVL using all live offspring (at hatch:  $r^2=0.49$ ,  $P<0.0001$ ,  $N=161$ ; at 1 month:  $r^2=0.74$ ,  $P<0.0001$ ,  $N=137$ ). All statistical analyses were conducted using JMP release 12 (SAS Institute Inc., Cary, NC, USA).

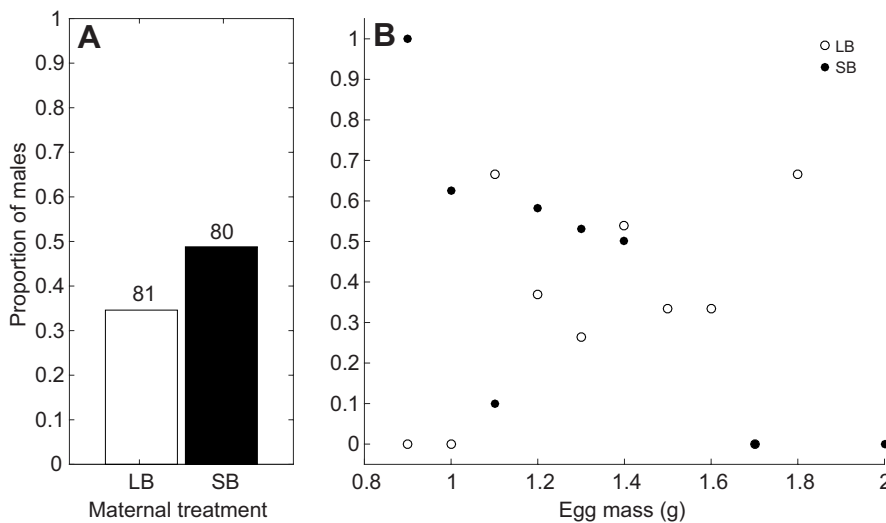
## RESULTS

### Basking behaviour

Owing to 4 h of additional basking opportunity, lizards in the LB treatment had a higher mean body temperature between 07:00 h and 19:00 h ( $33.4\pm 0.8^\circ\text{C}$ ,  $N=20$ ) compared with SB lizards ( $31.4\pm 0.6^\circ\text{C}$ ,  $N=17$ ;  $F_{1,12,91}=34.2$ ,  $P<0.0001$ ). Similarly, across the 10 days of 12 h intervals, LB lizards had a greater number of records above  $30^\circ\text{C}$  compared with SB lizards (LB,  $628.4\pm 48.1$ ,  $N=20$ ; SB,  $457.1\pm 40.8$ ,  $N=17$ ;  $F_{1,12,45}=80.1$ ,  $P<0.0001$ ). In both treatments, the quantity of these records for both treatments approximated the total number of samples with the basking lamp on (LB: 660 readings; SB: 420 readings), consistent with lizards actively thermoregulating for the duration of their basking lamp access. Record totals in excess of the maximum lamp access were probably caused by thermal inertia of the lizard, light bulb and basking objects. Treatments did not differ in records above the preferred temperature ( $35^\circ\text{C}$ ; LB,  $234.2\pm 99.8$ ,  $N=20$ ; SB,  $208.0\pm 59.5$ ,  $N=17$ ;  $F_{1,12,77}=0.73$ ,  $P=0.41$ ).

### Reproductive timing and output

A similar percentage of females bred in each of the parental basking treatments (Table 1). Chemical induction of egg laying was required for 26.3% (5/19) of clutches produced by LB females and 28.6% (6/21)



**Fig. 1. Effect of parental basking treatment on offspring sexual outcome when incubated at  $28^\circ\text{C}$ .** Treatment: short bask (SB), 7 h; long bask (LB), 11 h. (A) Total proportion of males that hatched from each parental treatment; numbers above bars indicate the sample size of individual offspring. (B) Proportion of males that hatched, binned according to every 0.1 g interval of egg mass. In both panels,  $N_{\text{LB}}=81$  and  $N_{\text{SB}}=80$ .

**Table 2. Parental treatment effects on egg and hatchling traits**

Response	LB	SB	Predictors retained		
			Predictor	Statistic	<i>P</i>
Egg mass <i>N</i> =250	1.22±0.28 (127)	1.24±0.26 (123)	Treatment	<i>F</i> =0.01	<i>P</i> =0.93
			Clutch lay date	<i>F</i> =14.45	<b><i>P</i>=0.0002</b>
Hatching success <i>N</i> =233 $\Delta$ AICc=36.1	69.2% (81/117)	69.0% (80/116)	Treatment	$\chi^2$ =0.11	<i>P</i> =0.74
			Initial egg mass	$\chi^2$ =18.58	<b><i>P</i>&lt;0.0001</b>
			Initial egg mass×yolk	$\chi^2$ =47.37	<b><i>P</i>&lt;0.0001</b>
			Yolk	$\chi^2$ =9.11	<b><i>P</i>=0.003</b>
Hatchling sex <i>N</i> =161 $\Delta$ AICc=2.52	34.6% males (28/81)	48.8% males (39/80)	Treatment	$\chi^2$ =3.17	<i>P</i> =0.08
			Initial egg mass×treatment	$\chi^2$ =4.52	<b><i>P</i>=0.03</b>
			Yolk	$\chi^2$ =3.29	<i>P</i> =0.07
Hatchling SVL <i>N</i> =161 $\Delta$ AICc=2.37	31.68±1.22 (81)	31.51±1.31 (80)	Treatment	<i>F</i> =0.24	<i>P</i> =0.63
			Final egg mass	<i>F</i> =40.06	<b><i>P</i>&lt;0.0001</b>
			Researcher	<i>F</i> =10.43	<b><i>P</i>&lt;0.0001</b>
			Sex×treatment	<i>F</i> =2.89	<i>P</i> =0.09
			SVL at hatch	<i>F</i> =47.54	<b><i>P</i>&lt;0.0001</b>
Hatchling mass <i>N</i> =161 $\Delta$ AICc=2.74	1.36±0.14 (81)	1.35±0.15 (80)	Treatment	<i>F</i> =0.02	<i>P</i> =0.90
			Clutch lay date	<i>F</i> =3.10	<i>P</i> =0.08
			Final egg mass	<i>F</i> =51.26	<b><i>P</i>&lt;0.0001</b>
			Final egg mass×treatment	<i>F</i> =10.65	<b><i>P</i>=0.001</b>
			Researcher	<i>F</i> =4.72	<b><i>P</i>=0.01</b>
			SVL at hatch	<i>F</i> =47.54	<b><i>P</i>&lt;0.0001</b>

Maternal ID was entered as a random effect in all models, and predictor variables were removed when  $P > 0.15$ . 'Yolk' refers to whether yolk was drawn from the egg. Treatment means are given  $\pm$ s.d. (*N*). Significant values are in bold.

of clutches produced by SB females. Parental treatment did not significantly influence the total number of clutches, clutch laying date or clutch size (Table 1).

### Egg and offspring traits

#### Egg mass

Mass of eggs decreased with increasing laying date, but did not differ between treatments (Table 2). Final egg mass following yolk sampling (for eggs not frozen) similarly did not differ between treatments ( $F_{\text{treatment}}=0.04$ ,  $P=0.84$ ;  $F_{\text{date}}=5.96$ ,  $P=0.02$ ;  $F_{\text{date}\times\text{treatment}}=2.07$ ,  $P=0.15$ ;  $N=235$ ).

#### Hatching traits

Hatching success increased with egg mass and decreased if yolk was taken (Table 2). The majority of eggs less than 1.0 g either lacked the red spot associated with fertilization or had turned yellow or hard prior to discovery. Hatching success did not depend on treatment or any of its interactions [LB, yolk unsampled: 71.9% (64/89); LB, yolk sampled: 65.4% (17/26); SB, yolk unsampled: 73.2% (60/82); SB, yolk sampled: 64.5% (20/31)].

LB females had a near-significant tendency to produce overall more daughters than SB females (Table 2, Fig. 1A). SB eggs were more likely to develop as daughters as egg mass increased compared with LB eggs (Table 2, Fig. 1B). This correlation was not driven by the correlation between laying date and egg mass, as laying date was eliminated from the model, and an alternative model excluding egg mass similarly eliminated laying date (results not shown). Sampling yolk (i.e. reducing egg mass) had a non-significant tendency to increase the chances of a male developing. In the less-preferred model of offspring sex, egg mass after yolk sampling interacted with parental treatment in the same fashion, but the interaction term was not significant.

Hatchling SVL was positively correlated with egg mass, but did not differ between treatments (Table 2). Hatchling mass increased with egg mass after accounting for the positive correlation with SVL (Table 2). Offspring sex, treatment and their interaction did not explain variation in residual mass (Fig. 2A), but SB hatchlings

gained more residual mass as egg mass increased than did LB hatchlings.

#### One month traits

SVL at 1 month was greater for hatchlings with higher residual mass at hatching, and this effect was greater for SB offspring than for LB offspring (Table 3). SVL at 1 month was also greater for older hatchlings within a cage and varied by treatment and sex – SB daughters and LB sons tended to be the longest ( $P=0.054$ ; Table 3). At 1 month, SB hatchlings had greater residual mass than LB hatchlings, and SB daughters and LB sons had greater residual mass than their counterparts (Table 3, Fig. 2B). While higher cage density led to lower mass, this effect was weaker in LB offspring than in SB offspring.

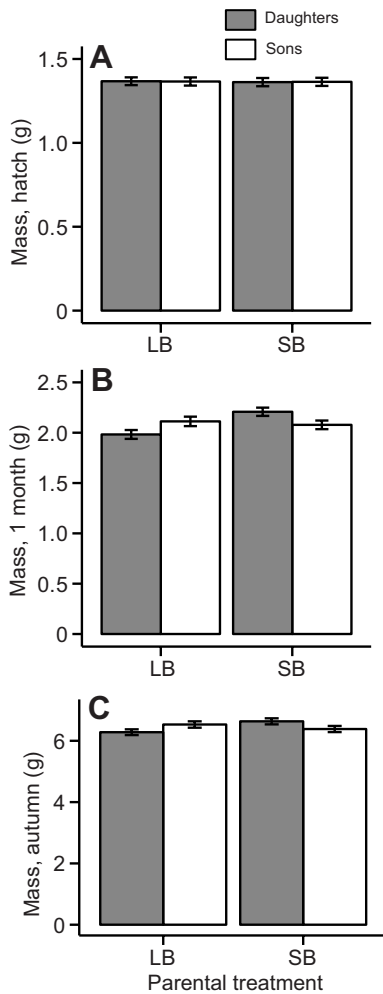
#### Autumn traits

SVL in autumn was positively related to age and negatively related to cage density, but was not related to treatment (Table 3). Residual mass in autumn still depended on the interaction between treatment and sex, with SB daughters and LB sons having the greatest residual mass (Table 3, Fig. 2C).

#### Survival

Survival rates were high overall (Table 3). Survival in the first month post-hatching was higher for hatchlings with high residual mass at hatching and for the oldest hatchlings within a cage (lowest rank age). The effect of residual mass on increased survival was greater for SB hatchlings than for LB hatchlings (Fig. 3A).

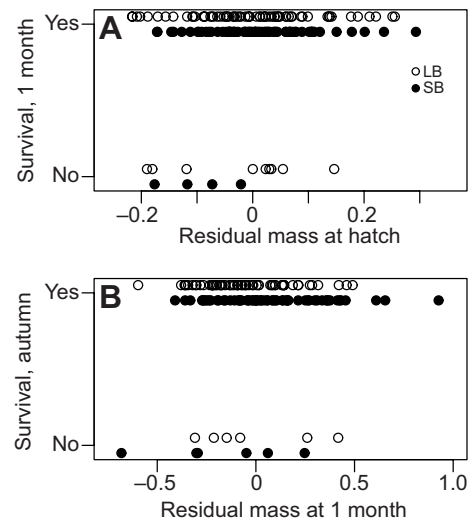
Only 12 additional hatchlings died between 1 month and autumn (Table 3). Survival during this time was higher with a lower cage density and was greater for males. SB had greater survival probability as residual mass increased compared with LB (Fig. 3B). Because the hatchlings were different ages, survival until autumn is across a diversity of total number of days; however, reproductive timing and, hence, hatchling age did not differ between treatments.



**Fig. 2. Residual offspring mass for daughters and sons as a function of parental basking treatment.** Treatment: short bask (SB), 7 h; long bask (LB), 11 h. Mass data are for (A) day of hatching ( $N_{LB}=81$ ,  $N_{SB}=80$ ), (B) 1 month old ( $N_{LB}=68$ ,  $N_{SB}=69$ ) and (C) autumn (April;  $N_{LB}=61$ ,  $N_{SB}=63$ ). Bars show least squares mean from final statistical models  $\pm$  s.e.m.

## DISCUSSION

In this study of oviparous jacky dragons, the duration of parental basking opportunity during egg development influenced offspring growth, sex and survival. These impacts were not driven by variation in the overall timing or energetic investment of reproduction by mothers, and thus represent direct alteration of offspring behaviour or physiology. Two main impacts were observed. First, the offspring of SB parents appeared to get a boost in survival and growth compared with the offspring of LB parents. As energetic resources (egg mass) increased, the offspring of SB parents gained more than those of LB parents in fitness outcomes. They hatched with higher residual mass, and extra residual mass provided SB offspring with an increase in survival in their first month and through autumn. Greater residual mass also provided SB offspring with enhanced growth in the first month and led to greater mass overall at 1 month (which did not persist until autumn). Consistently, SB offspring had better outcomes than LB offspring as their residual mass increased. This persistent interaction suggests that the boost observed in SB offspring was driven by physiological processes dependent on somatic body reserves; for example, through enhanced metabolic performance or efficiency.



**Fig. 3. Effect of parental basking treatment on offspring survival.**

Treatment: short bask (SB), 7 h; long bask (LB), 11 h. Survival was measured (A) until 1 month old ( $N_{LB}=77$ ,  $N_{SB}=73$ ) and (B) between 1 month and autumn (April;  $N_{LB}=68$ ,  $N_{SB}=69$ ).

The second major impact of parental basking opportunity was particularly intriguing. Parental treatment led to altered sexual outcome for offspring and a persistent sex-differential effect on offspring size. LB parents tended to produce more daughters than SB parents, and there was an interaction between parental treatment and egg mass – SB offspring increasingly developed as females as egg mass increased, whereas LB offspring appeared more likely to develop as males at greater egg masses.

Concomitantly, the sex of offspring that grew better differed between parental treatments. SB daughters were heavier than their brothers through the autumn, while LB sons were heavier than their sisters. This interaction persisted after accounting for egg mass, which indicates that SB daughters had higher residual mass than their brothers throughout the season not simply as a result of hatching from larger eggs but also because of their greater growth.

A temperature-by-sex effect on fitness is the hallmark of evolutionary hypotheses for temperature-dependent sex determination (i.e. sex allocation theory; Schwanz et al., 2006, 2016). In the present study, ‘temperature’ was experienced by parents rather than offspring, but may also represent thermal conditions during embryonic development and post-hatching. Adaptive hypotheses for TSD in lizards tie together incubation temperature, timing of hatching and growth in the first active season (e.g. Warner et al., 2009a; Schwanz et al., 2016). Warm eggs hatch early and provide more time for hatchling growth before the winter. Similarly, a summer with more thermal opportunities should allow more growth. It is unclear, however, whether high growth benefits male or female hatchlings more in lifetime fitness. High growth (but not slow growth) may allow females to reach reproductive size in their first or second year, while males will not reproduce until several years later when they acquire a physically competitive body size (Warner et al., 2009a; Schwanz et al., 2016). Alternatively, body size may be more important for reproductive success in males than females in each year that they breed (Warner and Shine, 2008a).

In the present study, a restricted thermal environment (SB) was associated with producing large daughters and small sons, and an extended thermal environment (LB) was associated with large sons and small daughters. This supports a hypothesis that sons benefit more than daughters as growth conditions improve, assuming

**Table 3. Survival and growth of hatchlings<sup>1</sup> from day of hatch to autumn**

Response	LB	SB	Predictors retained		
			Predictor	Statistic	P
Survival to 1 month N=149	88.3% (68/77)	94.5% (69/73)	Treatment	$\chi^2=3.08$	P=0.08
			Rank age	$\chi^2=6.80$	<b>P=0.009</b>
			Residual mass	$\chi^2=7.96$	<b>P=0.005</b>
SVL, 1 month (mm) N=137	35.83±2.58 (68)	36.04±2.71 (69)	Residual mass×treatment	$\chi^2=4.16$	<b>P=0.04</b>
			Treatment	F=0.0002	P=0.99
			Rank age	F=5.62	<b>P=0.02</b>
			Rank age×treatment	F=2.88	P=0.09
			Residual mass at hatch	F=6.46	<b>P=0.01</b>
			Residual mass×treatment	F=5.82	<b>P=0.02</b>
			Sex×treatment	F=3.77	P=0.054
Mass, 1 month (g) N=137	1.96±0.46 (68)	2.09±0.54 (69)	Treatment	F=6.64	<b>P=0.02</b>
			Density	F=32.65	<b>P&lt;0.0001</b>
			Density×treatment	F=4.17	<b>P=0.04</b>
			Researcher	F=8.68	<b>P=0.0003</b>
			Residual mass at hatch	F=2.39	P=0.13
			Sex×treatment	F=13.02	<b>P=0.0004</b>
			SVL	F=523.65	<b>P&lt;0.0001</b>
Survival from 1 month to autumn N=137	91.2% (62/68)	91.3% (63/69)	Treatment	$\chi^2=0.09$	P=0.77
			Density	$\chi^2=4.70$	<b>P=0.03</b>
			Residual mass 1 month×treatment	$\chi^2=5.47$	<b>P=0.02</b>
			Sex	$\chi^2=5.17$	<b>P=0.02</b>
			SVL 1 month	$\chi^2=3.05$	P=0.08
SVL autumn (mm) N=124	52.10±5.16 (61)	52.63±4.42 (63)	Treatment	F=1.67	P=0.22
			Age	F=8.91	<b>P=0.004</b>
			Density	F=20.30	<b>P&lt;0.0001</b>
			Rank age	F=3.64	P=0.06
Mass autumn (g) N=124	6.23±1.86 (61)	6.70±1.78 (63)	Treatment	F=0.71	P=0.41
			Age	F=3.02	P=0.09
			Rank age	F=2.39	P=0.13
			Residual mass at 1 month	F=2.98	P=0.09
			Sex×treatment	F=6.72	<b>P=0.01</b>
			SVL at autumn	F=1197.64	<b>P&lt;0.0001</b>
			SVL×treatment	F=3.08	P=0.08

Maternal ID was entered as a random effect in all models, and predictor variables were removed when  $P>0.15$ . Treatment means are given  $\pm$ s.d. (N). Significant values are in bold.

<sup>1</sup>Excluded 11 hatchlings initially placed in cages with fewer than 7 total hatchlings.

parental thermal conditions are predictive of thermal opportunities for hatchlings. That is, hatching from a large egg and developing in extended thermal conditions allows males to acquire a competitive body size, while the maximum size that could be obtained with large eggs in restricted thermal conditions is insufficient to produce competitive males. In contrast, starting large in a restricted thermal environment or starting small in an extended thermal environment may have little effect on relative fitness in females. Only an experiment that simultaneously manipulates pre- and post-oviposition environment would allow testing of this hypothesis.

This hypothesis, at first consideration, seems inconsistent with the tendency for LB parents (extended thermal conditions) to produce more daughters. The disparity may be explained by frequency-dependent selection on sex, which maintains sex ratios at an equilibrium (not necessarily 50:50; Charnov, 1982). Given that nest temperatures in wild jacky dragons normally range from all-female cold conditions (24°C) to mixed sex ratio warm conditions (28°C; Harlow and Taylor, 2000; Warner and Shine, 2008b), natural cohort sex ratios are likely to be female biased, and a warm year could lead to more sons than is evolutionarily stable. An increase in daughters developing at 28°C could reflect a parental strategy to restore the equilibrium sex ratio (assuming LB parental environments are associated with warm nests; Schwanz et al., 2010b). Sex ratios often vary across time as a result of climatic variation (e.g. Schwanz et al., 2010a; Wapstra et al., 2009), which can destabilize populations,

cause local maladaptation, or counteract the evolution of TSD (Schwanz and Proulx, 2008; Boyle et al., 2014; Harts et al., 2014). If wild populations of jacky dragons plastically altered sexual development as a function of climate in such a way that sex ratio fluctuation was minimized, it would have positive implications for persistence under climate change.

The ecological and evolutionary impacts of the findings of this study depend on the links between climate and parental basking opportunity, as well as between parental, nest and hatchling thermal conditions. Little is known about thermoregulation of wild jacky dragons, and body temperatures of actively thermoregulating ectotherms are hard to predict from climate because of complex use of microhabitats. Unpublished data from jacky dragons in semi-natural enclosures indicate that they acquire preferred body temperatures whenever either direct sun or warm air temperatures are available, up to 9 or 10 h a day (direct sunlight restricted prior to 09:00 h because of high enclosure walls; L.E.S., unpublished data). These observations are consistent with long hours (up to 11 h) in the preferred temperature ranges observed in other actively thermoregulating lizards (Huey, 1982; Christian and Weavers, 1996; Andrews et al., 1997; Lara-Reséndiz et al., 2015). In the present study, jacky dragons acquired body temperatures above 30°C for all hours that the basking lamp was on in both treatments, suggesting that basking opportunities will be sought whenever climate allows. However, it is important to note that warmer climates

may not necessarily lead to greater hours of thermoregulation each day, as hot air temperatures can restrict lizards to cool refuges and restrict thermoregulatory opportunity (Huey et al., 2009; Sinervo et al., 2010).

The results of this study suggest interesting lines of inquiry as to the physiological mechanisms of thermal parental effects. First, the phenotypic response of offspring could be a direct result of differences in early embryonic developmental temperatures prior to oviposition. In oviparous squamates, the time that developing embryos are retained *in utero* represents a substantial proportion of total development time (25–40%; Shine, 1983). The eggs of jacky dragons are laid at around stage 30, when embryonic squamates are typically 3–6 mm long and have limb buds, but thought to be prior to the temperature-sensitive phase (Shine, 1983; P. S. Harlow, Ecology of sex-determining mechanisms in Australian agamid lizards, PhD thesis, Macquarie University, Sydney, 2001). However, the sex of jacky dragons is sensitive to experimental sex-reversal by hormones immediately following oviposition (Shine et al., 2007), so the possibility remains that sexual lability associated with temperature also occurs near the end of the uterine stage.

Second, steroid hormones in the yolk of birds and reptiles, such as testosterone and corticosterone, are known to influence post-hatching growth (Hayward and Wingfield, 2004; Rubolini et al., 2006; Uller et al., 2007). Yolk hormones can also affect the growth in males and females differently (Tschirren, 2015), and thus are a likely candidate for producing the sex-specific parental effects on size observed in the present study. Sexual outcome is also strongly influenced by hormones, especially for species with temperature-dependent sex determination. Sex reversal at a given temperature using exogenously applied hormones has been a component of experimental research on TSD species for decades (e.g. Pieau, 1996). In jacky dragons, corticosterone applied to the outside of eggs has been shown to depress post-hatching growth and lead to more daughters (Warner et al., 2009b), a combined effect observed in LB offspring in the present study. Moreover, poor maternal diet in jacky dragons decreases yolk testosterone but increases the proportion of sons produced (Warner et al., 2007).

From an evolutionary perspective, it is tempting to hypothesize that the boost in growth and survival recorded in SB offspring in a common thermal environment is adaptive based on the anticipation that offspring will be limited in thermal opportunity (anticipatory parental effects; Mousseau and Fox, 1998; Uller et al., 2013; Burgess and Marshall, 2014; Leimar and McNamara, 2015). For example, experimental water temperature in sheepshead minnows strongly impacted offspring growth such that offspring grew the fastest when reared at temperatures that matched those of their parents (Salinas and Munch, 2012). The present study standardized offspring environments to isolate parental effects, so a follow-up experiment that separates offspring into post-hatching environments that match or mismatch the parental environment is necessary to test an anticipatory hypothesis.

This study demonstrates clear parental effects due to thermal environment in a terrestrial vertebrate, contributing to the growing appreciation that transgenerational plasticity plays an important role in evolutionary ecology in thermally variable environments. Moreover, the interaction observed between parental thermal treatment and sex on offspring outcomes provides novel support for the evolutionary significance of temperature-dependent sex determination.

#### Acknowledgements

I thank T. Haff, J. Halstead and A. May for assistance with animal care, and P. Harlow, J. S. Keogh and D. Warner for advice on animal husbandry and experimental methods. A. Crean and two anonymous reviewers provided comments on an earlier draft of the manuscript.

#### Competing interests

The author declares no competing or financial interests.

#### Funding

This research was funded by an Australian Research Council Discovery Early Career Researcher Award (DE120101446) and UNSW.

#### Data availability

The data presented in this paper are available from the Dryad Digital Repository: doi:10.5061/dryad.c9b2p.

#### References

- Andrews, R. M., Méndez de la Cruz, F. R. and Villagrán Santa Cruz, M. (1997). Body temperatures of female *Sceloporus grammicus*: thermal stress or impaired mobility? *Copeia* **1997**, 108–115.
- Angilletta, M. J. (2009). *Thermal Adaptation: A Theoretical and Empirical Synthesis*. Oxford: Oxford University Press.
- Badyaev, A. V. and Uller, T. (2009). Parental effects in ecology and evolution: mechanisms, processes and implications. *Philos. Trans. R. Soc. B Biol. Sci.* **364**, 1169–1177.
- Bernardo, J. (1996). Maternal effects in animal ecology. *Am. Zool.* **36**, 83–105.
- Berthouly, A., Helfenstein, F., Tanner, M. and Richner, H. (2008). Sex-related effects of maternal egg investment on offspring in relation to carotenoid availability in the great tit. *J. Anim. Ecol.* **77**, 74–82.
- Bonduriansky, R. and Day, T. (2009). Nongenetic inheritance and its evolutionary implications. *Ann. Rev. Ecol. Syst.* **40**, 103–125.
- Bonduriansky, R., Crean, A. J. and Day, T. (2012). The implications of nongenetic inheritance for evolution in changing environments. *Evol. Appl.* **5**, 192–201.
- Bownds, C., Wilson, R. and Marshall, D. (2010). Why do colder mothers produce larger eggs? An optimality approach. *J. Exp. Biol.* **213**, 3796–3801.
- Boyle, M., Hone, J., Schwanz, L. E. and Georges, A. (2014). Under what conditions do climate-driven sex ratios enhance versus diminish population persistence? *Ecol. Evol.* **4**, 4522–4533.
- Burgess, S. C. and Marshall, D. J. (2011). Temperature-induced maternal effects and environmental predictability. *J. Exp. Biol.* **214**, 2329–2336.
- Burgess, S. C. and Marshall, D. J. (2014). Adaptive parental effects: the importance of estimating environmental predictability and offspring fitness appropriately. *Oikos* **123**, 769–776.
- Cadby, C. D., Jones, S. M. and Wapstra, E. (2014). Geographical differences in maternal basking behaviour and offspring growth rate in a climatically widespread viviparous reptile. *J. Exp. Biol.* **217**, 1175–1179.
- Charnov, E. L. (1982). *The Theory of Sex Allocation*. Princeton: Princeton University Press.
- Christian, K. A. and Weavers, B. W. (1996). Thermoregulation of monitor lizards in Australia: an evaluation of methods in thermal biology. *Ecol. Monogr.* **66**, 139–157.
- Donelson, J. M., Munday, P. L., McCormick, M. I. and Pitcher, C. R. (2011). Rapid transgenerational acclimation of a tropical reef fish to climate change. *Nat. Climate Change* **2**, 30–32.
- Doody, J. S., Guarino, E., Georges, A., Corey, B., Murray, G. and Ewert, M. (2006). Nest site choice compensates for climate effects on sex ratios in a lizard with environmental sex determination. *Evol. Ecol.* **20**, 307–330.
- Fox, C. W., Bush, M. L. and Wallin, W. G. (2003). Maternal age affects offspring lifespan of the seed beetle, *Callosobruchus maculatus*. *Funct. Ecol.* **17**, 811–820.
- Galloway, L. F. and Etterson, J. R. (2007). Transgenerational plasticity is adaptive in the wild. *Science* **318**, 1134–1136.
- Gilchrist, G. W. and Huey, R. B. (2001). Parental and developmental temperature effects on the thermal dependence of fitness in *Drosophila melanogaster*. *Evolution* **55**, 209–214.
- Grindstaff, J. L., Brodie, E. D., II and Ketterson, E. D. (2003). Immune function across generations: integrating mechanism and evolutionary process in maternal antibody transmission. *Proc. R. Soc. Lond. B* **270**, 2309–2319.
- Groothuis, T. G. G., Müller, W., von Engelhardt, N., Carere, C. and Eising, C. (2005). Maternal hormones as a tool to adjust offspring phenotype in avian species. *Neurosci. Biobehav. Rev.* **29**, 329–352.
- Guillaume, A. S., Monro, K. and Marshall, D. J. (2016). Transgenerational plasticity and environmental stress: do paternal effects act as a conduit or a buffer? *Funct. Ecol.*, in press.
- Halstead, J. E. and Schwanz, L. E. (2015). Impacts of thermal limitation on thermoregulatory behaviour and reproductive success in a lizard. *Aust. J. Zool.* **63**, 225–232.
- Harlow, P. S. (1996). A harmless technique for sexing hatchlings lizards. *Herpetol. Rev.* **27**, 71–72.
- Harlow, P. S. and Taylor, J. E. (2000). Reproductive ecology of the jacky dragon (*Amphibolurus muricatus*): an agamid lizard with temperature-dependent sex determination. *Ecol. Evol.* **25**, 640–652.
- Harts, A. M. F., Schwanz, L. E. and Kokko, H. (2014). Demography can favour female-advantageous alleles. *Proc. R. Soc. B* **281**, 1790.



- Hayward, L. S. and Wingfield, J. C. (2004). Maternal corticosterone is transferred to avian yolk and may alter offspring growth and adult phenotype. *Gen. Comp. Endocrinol.* **135**, 365–371.
- Heatwole, H., Firth, B. T. and Webb, G. J. W. (1973). Panting thresholds of lizards—I. Some methodological and internal influences on the panting threshold of an agamid, *Amphibolurus muricatus*. *Comp. Biochem. Physiol. A Physiol.* **46**, 799–826.
- Huey, R. B. (1982). Temperature, physiology, and the ecology of reptiles. In *Biology of the Reptilia Vol. 12, Physiology (C)* (ed. C. Gans and F. H. Pough), pp. 25–91. London: Academic Press.
- Huey, R. B., Deutsch, C. A., Tewksbury, J. J., Vitt, L. J., Hertz, P. E., Álvarez Pérez, H. J. and Garland, T. Jr (2009). Why tropical forest lizards are vulnerable to climate warming. *Proc. R. Soc. Lond. B* **276**, 1939–1948.
- Jablonka, E. and Raz, G. (2009). Transgenerational epigenetic inheritance: prevalence, mechanisms, and implications for the study of heredity and evolution. *Q. Rev. Biol.* **84**, 131–176.
- Janzen, F. J. and Paukstis, G. L. (1991). Environmental sex determination in reptiles: ecology, evolution, and experimental design. *Q. Rev. Biol.* **66**, 149–179.
- Kearney, M. and Porter, W. (2009). Mechanistic niche modelling: combining physiological and spatial data to predict species' ranges. *Ecol. Lett.* **12**, 334–350.
- Lara-Reséndiz, R. A., Gadsden, H., Rosen, P. C., Sinervo, B. and Méndez-De la Cruz, F. R. (2015). Thermoregulation of two sympatric species of horned lizards in the Chihuahuan Desert and their local extinction risk. *J. Thermal Biol.* **48**, 1–10.
- Leimar, O. and McNamara, J. M. (2015). The evolution of transgenerational integration of information in heterogeneous environments. *Am. Nat.* **185**, E55–E69.
- Lorion, S., DeNardo, D. F., Gorelick, R. and Lourda, O. (2012). Maternal influences on early development: preferred temperature prior to oviposition hastens embryogenesis and enhances offspring traits in the Children's python, *Antaresia childreni*. *J. Exp. Biol.* **215**, 1346–1353.
- Marshall, D. J. and Uller, T. (2007). When is a maternal effect adaptive? *Oikos* **116**, 1957–1963.
- Mousseau, T. A. and Dingle, H. (1991). Maternal effects in insect life histories. *Ann. Rev. Entomol.* **36**, 511–534.
- Mousseau, T. A. and Fox, C. W. (1998). The adaptive significance of maternal effects. *Trends Ecol. Evol.* **13**, 403–407.
- Paranjpe, D. A., Bastiaans, E., Patten, A., Cooper, R. D. and Sinervo, B. (2013). Evidence of maternal effects on temperature preference in side-blotched lizards: implications for evolutionary response to climate change. *Ecol. Evol.* **3**, 1977–1991.
- Parnes, C. and Yohe, G. (2003). A globally coherent fingerprint of climate change impacts across natural systems. *Nature* **421**, 37–42.
- Pieau, C. (1996). Temperature variation and sex determination in reptiles. *Bioessays* **18**, 19–26.
- Radder, R. S. (2007). Maternally derived egg yolk steroid hormones and sex determination: review of a paradox in reptiles. *J. Biosci.* **32**, 1213–1220.
- Radder, R., Ali, S. and Shine, R. (2007). Offspring sex is not related to maternal allocation of yolk steroids in the lizard *Bassiana duperreyi* (Scincidae). *Physiol. Biochem. Zool.* **80**, 220–227.
- Radder, R. S., Pike, D. A., Quinn, A. E. and Shine, R. (2009). Offspring sex in a lizard depends on egg size. *Curr. Biol.* **19**, 1102–1105.
- Räsänen, K. and Kruuk, L. E. B. (2007). Maternal effects and evolution at ecological time-scales. *Funct. Ecol.* **21**, 408–421.
- Refsnider, J. M. and Janzen, F. J. (2010). Putting eggs in one basket: ecological and evolutionary hypotheses for variation in oviposition-site choice. *Ann. Rev. Ecol. Evol. Syst.* **41**, 39–57.
- Robert, K. A. and Thompson, M. B. (2001). Sex determination: viviparous lizard selects sex of embryos. *Nature* **412**, 698–699.
- Rodríguez-Díaz, T. and Braña, F. (2011). Shift in thermal preferences of female oviparous common lizards during egg retention: insights into the evolution of reptilian viviparity. *Evol. Biol.* **38**, 352–359.
- Rubolini, D., Romano, M., Martinelli, R. and Saino, N. (2006). Effects of elevated yolk testosterone levels on survival, growth and immunity of male and female yellow-legged gull chicks. *Behav. Ecol. Sociobiol.* **59**, 344–352.
- Salinas, S. and Munch, S. B. (2012). Thermal legacies: transgenerational effects of temperature on growth in a vertebrate. *Ecol. Lett.* **15**, 159–163.
- Schwanz, L. E. and Janzen, F. J. (2008). Climate change and temperature-dependent sex determination: can individual plasticity in nesting phenology prevent extreme sex ratios? *Physiol. Biochem. Zool.* **81**, 826–834.
- Schwanz, L. E. and Proulx, S. R. (2008). Mutual information reveals variation in temperature-dependent sex determination in response to environmental fluctuation, lifespan and selection. *Proc. R. Soc. Lond. B* **275**, 2441–2448.
- Schwanz, L. E., Bragg, J. G. and Charnov, E. L. (2006). Maternal condition and facultative sex ratios in populations with overlapping generations. *Am. Nat.* **168**, 521–530.
- Schwanz, L. E., Spencer, R.-J., Bowden, R. M. and Janzen, F. J. (2010a). Climate and predation dominate juvenile and adult recruitment in a turtle with temperature-dependent sex determination. *Ecology* **91**, 3016–3026.
- Schwanz, L. E., Janzen, F. J. and Proulx, S. R. (2010b). Sex allocation based on relative and absolute condition. *Evolution* **64**, 1331–1345.
- Schwanz, L. E., Cordero, G. A., Charnov, E. L. and Janzen, F. J. (2016). Sex-specific survival to maturity and the evolution of environmental sex determination. *Evolution* **70**, 329–341.
- Sgro, C. M., Terblanche, J. S., Hoffmann, A. A. (2016). What can plasticity contribute to insect responses to climate change?. *Annu. Rev. Entomol.* **61**, 433–451.
- Shama, L. N. S. (2015). Bet hedging in a warming ocean: predictability of maternal environment shapes offspring size variation in marine sticklebacks. *Glob. Change Biol.* **21**, 4387–4400.
- Shama, L. N. S. and Wegner, K. M. (2014). Grandparental effects in marine sticklebacks: transgenerational plasticity across multiple generations. *J. Evol. Biol.* **27**, 2297–2307.
- Shama, L. N. S., Strobel, A., Mark, F. C. and Wegner, K. M. (2014). Transgenerational plasticity in marine sticklebacks: maternal effects mediate impacts of a warming ocean. *Funct. Ecol.* **28**, 1482–1493.
- Shine, R. (1983). Reptilian reproductive modes: the oviparity-viviparity continuum. *Herpetologica* **39**, 1–8.
- Shine, R. (2006). Is increased maternal basking an adaptation or a pre-adaptation to viviparity in lizards? *J. Exp. Zool. A Comp. Exp. Biol.* **305A**, 524–535.
- Shine, R. and Harlow, P. (1993). Maternal thermoregulation influences offspring viability in a viviparous lizard. *Oecologia* **96**, 122–127.
- Shine, R., Warner, D. A. and Radder, R. (2007). Windows of embryonic sexual lability in two lizard species with environmental sex determination. *Ecology* **88**, 1781–1788.
- Sinervo, B., Méndez-de-la-Cruz, F., Miles, D. B., Heulin, B., Bastiaans, E., Villagrán-Santa Cruz, M., Lara-Reséndiz, R., Martínez-Méndez, N., Calderón-Espinosa, M. L., Meza-Lázaro, R. N. et al. (2010). Erosion of lizard diversity by climate change and altered thermal niches. *Science* **328**, 894–899.
- Steigenga, M. J. and Fischer, K. (2007). Within- and between-generation effects of temperature on life-history traits in a butterfly. *J. Thermal Biol.* **32**, 396–405.
- Tschirren, B. (2015). Differential effects of maternal yolk androgens on male and female offspring: a role for sex-specific selection? *PLoS ONE* **10**, e0133673.
- Uller, T., Astheimer, L. and Olsson, M. (2007). Consequences of maternal yolk testosterone for offspring development and survival: experimental test in a lizard. *Funct. Ecol.* **21**, 544–551.
- Uller, T., Nakagawa, S. and English, S. (2013). Weak evidence for anticipatory parental effects in plants and animal. *J. Evol. Biol.* **26**, 2161–2170.
- Valentina Zizzari, Z. and Eilers, J. (2014). Rapid shift in thermal resistance between generations through maternal heat exposure. *Oikos* **123**, 1365–1370.
- Visser, M. E. and Both, C. (2005). Shifts in phenology due to global climate change: the need for a yardstick. *Proc. R. Soc. B Biol. Sci.* **272**, 2561–2569.
- Wapstra, E. (2000). Maternal basking opportunity affects juvenile phenotype in a viviparous lizard. *Funct. Ecol.* **14**, 345–352.
- Wapstra, E., Olsson, M., Shine, R., Edwards, A., Swain, R. and Joss, J. M. P. (2004). Maternal basking behaviour determines offspring sex in a viviparous reptile. *Proc. R. Soc. B Biol. Sci.* **271**, Suppl., S230–S232.
- Wapstra, E., Uller, T., Sinn, D. L., Olsson, M., Mazurek, K., Joss, J. and Shine, R. (2009). Climate effects on offspring sex ratio in a viviparous lizard. *J. Anim. Ecol.* **78**, 84–90.
- Warner, D. A. and Shine, R. (2005). The adaptive significance of temperature-dependent sex determination: experimental tests with a short-lived lizard. *Evolution* **59**, 2209–2221.
- Warner, D. A. and Shine, R. (2008a). The adaptive significance of temperature-dependent sex determination. *Nature* **451**, 566–568.
- Warner, D. A. and Shine, R. (2008b). Maternal nest-site choice in a lizard with temperature-dependent sex determination. *Anim. Behav.* **75**, 861–870.
- Warner, D. A., Lovern, M. B. and Shine, R. (2007). Maternal nutrition affects reproductive output and sex allocation in a lizard with environmental sex determination. *Proc. R. Soc. B Biol. Sci.* **274**, 883–890.
- Warner, D. A., Lovern, M. B. and Shine, R. (2008). Maternal influences on offspring phenotypes and sex ratios in a multi-clutching lizard with environmental sex determination. *Biol. J. Linn. Soc.* **95**, 256–266.
- Warner, D. A., Uller, T. and Shine, R. (2009a). Fitness effects of the timing of hatching may drive the evolution of temperature-dependent sex determination in short-lived lizards. *Evol. Ecol.* **23**, 281–294.
- Warner, D. A., Radder, R. S. and Shine, R. (2009b). Corticosterone exposure during embryonic development affects offspring growth and sex ratios in opposing directions in two lizard species with environmental sex determination. *Physiol. Biochem. Zool.* **82**, 363–371.
- Warner, D. A., Uller, T. and Shine, R. (2013). Transgenerational sex determination: the embryonic environment experienced by a male affects offspring sex ratio. *Sci. Rep.* **3**, 2709.
- Zhou, Z.-S., Rasmann, S., Li, M., Guo, J.-Y., Chen, H.-S. and Wan, F.-H. (2013). Cold temperatures increase cold hardiness in the next generation *Ophraella communa* beetles. *PLoS ONE* **8**, e74760.