

Cadherin switch marks germ layer formation in the diploblastic sea anemone *Nematostella vectensis*

PUKHLIYAKOVA, E.A.¹, KIRILLOVA, A.O.^{1,2,3}, KRAUS, Y.A.², ZIMMERMANN, B.¹, TECHNAN, U.^{1*}

¹ Department for Molecular Evolution and Development, Centre of Organismal Systems Biology, University of Vienna, Althanstraße 14, A-1090 Vienna, Austria.

² Department of Evolutionary Biology, Biological Faculty, Moscow State University, Leninskie Gory 1/12, 119991, Moscow, Russia.

³ present address: Federal State Budget Institution “National Medical Research Center for Obstetrics, Gynecology and Perinatology named after Academician V.I. Kulakov of the Ministry of Healthcare of Russian Federation”, st. Academician Oparin 4, 117513, Moscow, Russia.

*Author for correspondence: ulrich.technau@univie.ac.at

Key words: cadherin, cell adhesion, morphogenesis, germ layers, *Nematostella*, Cnidaria

Abstract

Morphogenesis is a shape-building process during development of multicellular organisms. During this process the establishment and modulation of cell-cell contacts play an important role. Cadherins, the major cell adhesion molecules, form adherens junctions connecting epithelial cells. Numerous studies in Bilateria have shown that cadherins are associated with the regulation of cell differentiation, cell shape changes, cell migration and tissue morphogenesis. To date, the role of Cadherins in non-bilaterians is unknown. Here, we study the expression and the function of two paralogous classical cadherins, cadherin1 and cadherin3, in the diploblastic animal, the sea anemone *Nematostella vectensis*. We show that a cadherin switch is accompanying the formation of germ layers. Using specific antibodies, we show that both cadherins are localized to adherens junctions at apical and basal positions in ectoderm and endoderm. During gastrulation, partial EMT of endodermal cells is marked by a step-wise down-regulation of cadherin3 and up-regulation of cadherin1. Knockdown experiments show that both cadherins are required for maintenance of tissue integrity and tissue morphogenesis. Thus, both sea anemones and bilaterians use independently duplicated cadherins combinatorially for tissue morphogenesis and germ layer differentiation.

Introduction

Morphogenesis is a process of tissue and organ formation during organism development (Gilbert, 2013), driven by coordinated cell shape changes, cell migration, cell proliferation and cell death and cell adhesion. The key morphogenetic events during early development are gastrulation and germ layer formation, folding of the neural tube and body axis elongation. Cadherins are transmembrane cell adhesion molecules, which play an important role in these processes. They do not only provide the mechanical connection between cells, but also control cell-cell recognition, cell sorting, tissue boundary formation, signal transduction, formation of cell and tissue polarity, cell migration, cell proliferation and cell death (Gumbiner, 2005; Halbleib and Nelson, 2006). In adult tissues, cadherins preserve stable and ordered tissue integrity (Angst et al., 2001; Halbleib and Nelson, 2006).

Classical cadherins are conserved molecules present in all animals whose genomes have been analyzed (Alberts, 2007). They are major components of the adherens junctions between cells, which are conserved structures of epithelial cells in most animals (Meng and Takeichi, 2009). In adherens junctions, cadherins form homophilic (more rarely heterophilic), calcium dependent interactions with other cadherin molecules from neighboring cells. The cytoplasmic domain of cadherins is highly conserved among metazoans, distinguishing classical cadherins from other cadherin subfamilies (Hulpiau and van Roy, 2011; Oda and Takeichi, 2011). It contains β -catenin and p120 binding sites, which connect catenins with the actin cytoskeleton in a dynamic manner (Meng and Takeichi, 2009). In comparison with other cadherin subfamilies, classical cadherins are unique by showing the most noticeable variation in their extracellular region among different species (Hulpiau and van Roy, 2011). Indeed, the extracellular domain consists of a variable number of cadherin repeats of about 110 amino-acids each, and - depending on the species - the presence of laminin G and EGF-like domains.

During development, the regulation of specific cadherin expression correlates with the formation of new tissues. For instance, the folding of the neural tube in vertebrates occurs in parallel with down-regulation of epithelial cadherin (E-cadherin) and up-regulation of neuronal cadherin (N-cadherin) (Nandadasa et al., 2009). Such cadherin switches are characteristic of several different morphogenetic processes, for example, during gastrulation

and neural crest development (Basilicata et al., 2016; Dady et al., 2012; Detrick et al., 1990; Giger and David, 2017; Hatta and Takeichi, 1986; Pla et al., 2001; Rogers et al., 2013; Scarpa et al., 2015; Schäfer et al., 2014; Shoval et al., 2007). During mesoderm formation of *Drosophila*, *Dme_E-cadherin* becomes replaced by *Dme_N-cadherin* (Oda et al., 1998), similar to the switch from E- to N-cadherin during mesoderm formation in chicken (Hatta and Takeichi, 1986). It has also been shown that N-cadherin expression triggers active endodermal cell migration, which leads to the cell segregation and germ layer formation (Ninomiya et al., 2012). Moreover, a cadherin switch allows efficient Wnt, BMP and FGF signaling, required for proper mesoderm differentiation in both fruitfly and mouse (Basilicata et al., 2016; Giger and David, 2017; Ninomiya et al., 2012; Schäfer et al., 2014). For example, N-cadherin can interact with the FGF receptor and modulate the signaling pathway (Francavilla et al., 2009; Williams et al., 1994). Therefore, accurate control of the expression of cadherin is important for proper cell movements during gastrulation, like epiboly, or convergence and extension of the tissue during axis elongation (Babb and Marrs, 2004; Basilicata et al., 2016; Shimizu et al., 2005; Winklbauer, 2012).

While the role of cadherins has been studied in model bilaterian species, very little is known in diploblastic organisms, such as cnidarians. Most of our knowledge on cell adhesion molecules in cnidarians is restricted to genome analyses (Hulpiau and van Roy, 2009; Hulpiau and van Roy, 2011; Tucker and Adams, 2014) or biochemical studies (Clarke et al., 2016). The sea anemone *Nematostella vectensis* has become one of the prime model organisms for embryonic development during the last two decades (Genikhovich and Technau, 2009a; Layden et al., 2016; Technau and Steele, 2011). A bioinformatic analysis of the available genome sequence of *Nematostella vectensis* (Putnam et al., 2007) revealed 16 different cadherins from all main groups of the cadherin superfamily (classical, flamingo, FAT, dachsous, FAT-like, protocadherins and cadherin-related proteins) (Hulpiau and van Roy, 2011). It has been shown that adherens junctions in *Nematostella* ultrastructurally resemble those in bilaterians (Fritzenwanker et al., 2007). However, the molecular composition of these junctions has not yet been described, and a recent report questioned the presence of adherens junctions in the inner layer of *Nematostella* (Salinas-Saavedra et al., 2018).

Germ layers are formed in *Nematostella* by invagination of the endoderm at the animal pole (Kraus and Technau, 2006; Magie et al., 2007). However, whether classical cadherins play a role in germ layer formation of a non-bilaterian is not known. Here, we show that classical

cadherins of *Nematostella*, Cadherin1 (Cdh1) and Cadherin3 (Cdh3), form the adherens junctions of the epithelium of both germ layers. Germ layer differentiation in *Nematostella* is marked by a cadherin switch, where Cdh3 is down-regulated in the inner, endodermal layer, while Cdh1 is up-regulated and remains the only cadherin expressed in the endoderm. Unexpectedly, we found that in addition to apical adherens junctions both Cdh1 and Cdh3 are also involved in cell junctions between cells on the basal-lateral side. Knockdown experiments of *cdh1* and *cdh3* indicate important roles of cadherins in cell adhesion and tissue morphogenesis of this diploblastic metazoan.

Results

Structure of classical cadherins of *Nematostella vectensis*

Three genes encoding classical cadherins have been predicted in the genome of *Nematostella vectensis* – *cadherin1*, *cadherin2*, *cadherin3* (*cdh1*, *cdh2*, *cdh3*) (Hulpiau and van Roy, 2011). However our analysis of the *cadherin2* gene model showed that it is a fusion of two separate gene models for which we have no evidence of its complete transcription. *cdh2* is not detectable by *in situ* hybridization. Furthermore, the hallmarks of the cadherin intracellular domain are absent. Therefore, *cdh2* may be either a pseudogene or the result of an incorrect assembly. Hence, this gene model is not further investigated here.

Hulpiau and van Roy predicted 25-32 EC repeats for *Nematostella* cadherins (Hulpiau and van Roy, 2011). However, in a recent publication, two cadherins with 14 and 30 EC repeats, respectively, were reported (Clarke et al., 2016). We cloned both *cadherin1* and *cadherin2* in overlapping fragments of 2-3kb length, resulting in full-length cDNA clones of >13 kb, predicting a protein size of about 480 kDa for both cadherins. The protein model suggest a structure similar to classical cadherins, composed of a typical intracellular domain with binding sites for β -catenin and p-120, and a large extracellular domain consisting of three EGF-like and two interspaced Laminin G domains, followed by 31 (*cdh1*) or 32 (*cdh3*) extracellular (EC) repeats. This is similar to the original model of Hulpiau and van Roy (Fig. 1) and we therefore follow their gene terminology. By comparison, fruit fly cadherin has 17 EC repeats, and chick cadherin has 13 EC repeats, mouse cadherin has only 5 EC repeats (Hulpiau and van Roy, 2011).

We also interrogated the genomes and transcriptomes of several other cnidarians and found that all investigated cnidarian cadherins have 30-32 EC domains and the EGF/Laminin domains in the extracellular part. Notably, corals and hydrozoans have only a single classical cadherin while the sea anemones underwent a lineage-specific gene duplication (Fig. 1; Fig. S1). Mammals have lost the extracellular EGF and LamG domains and have retained only a few EC domains (Hulpiau and van Roy, 2011). Interestingly, platypus has several paralogs of the short version with no EGF/LamG domains, typical for mammals, but also one classical cadherin with EGF/LamG domains and many EC domains, like other non-mammals. This suggests that an ancestral "long" cadherin gene duplicated in the ancestor of placental mammals and platypus and one of the duplicates underwent a drastic loss of EC and EGF/LamG domains. Platypus has kept both versions, while other mammals have retained only duplicates of the short classical cadherin version.

Expression of classical cadherins is highly dynamic during early development of *Nematostella*

To characterize the pattern of classical cadherin expression during normal development, *in situ* hybridization has been performed on developmental stages from early cleavage through adult polyp. *cdh3* is maternally expressed at significant levels, which are detectable at the earliest cleavage stages. *cdh3* is then strongly expressed in all cells starting from the egg until gastrula stage (Fig. 2A-D,M). During early gastrulation *cdh3* expression is decreased in the presumptive endoderm (Fig. 2B,C), and completely down-regulated in the endoderm by the planula stage (Fig. 2B-E).

By comparison, *cdh1* expression could not be detected by *in situ* hybridization until early gastrula stage (Fig. 2G-I), although RNAseq data suggest that it also maternally expressed at lower levels (Casper et al., 2018). During gastrulation *cdh1* expression first appears and intensifies in the pre-endodermal plate (Fig. 2H,I). At late gastrula stage *cdh1* starts being expressed in the aboral ectoderm and then expands orally during planula development (Fig. 2J,K). Interestingly, at the late planula stage, the strongest *cdh1* expression is detected in the endoderm and in the subpopulation of ectodermal cells, which give rise to a sensory apical organ (Fig. 2K).

In primary polyp, *cdh3* expression remains strongly expressed in the tentacles and in the pharynx and weakly in the body-wall ectoderm (Fig. 2F). Interestingly, *cdh3* in juveniles and adults is detectable only in the ectoderm of the pharynx and tentacles, ciliated tract, septal filaments and developing eggs, with hardly any expression in the body-wall ectoderm (Fig. S2A,B). Almost complementary to that, *cdh1* is expressed both in the ectoderm and endoderm, but it is completely excluded from the ectoderm of the pharynx and tentacles (Fig. 2L). In juveniles, *cdh1* is expressed in the endoderm and body-wall ectoderm, but not in the ectoderm of most of the pharynx. Interestingly, the part of the pharynx carrying siphonoglyph and the ciliary tract below the pharynx specifically expresses low levels of *cdh1* (Fig. S2C-H). In adults, *cdh1* is expressed in the body-wall endoderm and in small oogonia (Fig. 2N; Fig. S2I).

Cdh3 is the main component of adherens junctions during cleavage and gastrulation

We wished to visualize the subcellular localization of Cdh3 protein during development. We generated specific polyclonal and monoclonal antibodies against two recombinant fragments of Cdh1 and three peptides of Cdh3, respectively (Fig. S3). All antibodies against the different fragments and peptides consistently showed the same pattern for Cdh1 and Cdh3, respectively (Fig. S4; Materials and Methods) (Madeira et al., 2019). Immunocytochemistry experiments were carried out at all stages of development. Cdh3 protein is already accumulated at the apical cell junctions at the first cell divisions, suggesting a role in establishing early cell polarity. It is also detectable in less confined areas at the lateral contacts between cells (Fig. 3A-C). Interestingly, cells maintain their polarity during cell divisions. In contrast to the Par system proteins (Ragkousi et al., 2017; Salinas-Saavedra et al., 2018) Cdh3 stays localized at the apical cell junctions at different cell cycle stages (Fig. 4). It is possible that the polarized Cdh3 at the junctions may guide the Par system proteins during their transient loss of polarity during cell division. Later, during blastoderm formation, apical cell junctions become more pronounced (Fig. 3D-F). Strikingly, we found that Cdh3 also localizes on the basal-lateral side of the cells (Fig. 3D-L), in addition to the apical localization. Ultrastructural analysis by transmission electron microscopy revealed that the cell-cell junctions at the basal side resemble the adherens junctions at the apical side (Fig. 3M,N). However, during blastula stage, asynchronously dividing cells lose transiently the basal-lateral localization of Cdh3 (Fig. 3E, a yellow star), similar to the early cleavage stage,

when cells are synchronously dividing (Fig. 3B,C; Fig. 4). Thus, *Nematostella* has a unique epithelium, where cells form cell-cell contacts on both apical and basal sides. These Cdh3-positive junctions develop before any contact to an endodermal layer or presence of the mesoglea, the extracellular matrix of Cnidaria. This is remarkable, and has to our knowledge not been described in any other animal. Interestingly, as the pre-endodermal plate (PEP) starts to invaginate and the cells adopt a partial EMT phenotype, Cdh3 disappears from the basal junctions of the invaginating cells (Fig. 3G,H,I). Meanwhile, ectodermal cells of the blastoderm retain both apical and basal cell contacts. As the pre-endodermal cells lose basal junctions, its epithelium becomes less rigid and columnar. Pre-endodermal cells form filopodia and become more motile on the basal side (Fig. 3O). This event is possibly one of the crucial steps of the incomplete EMT, which pre-endodermal cells undergo during gastrulation (Kraus and Technau, 2006; Salinas-Saavedra et al., 2018). Notably, apical cell junctions expressing Cdh3 are preserved in the pre-endodermal cells during the course of gastrulation (Fig. 3J-L).

After the invagination process is completed, Cdh3 fully disappears from the cell junctions of the endoderm, concordant with the decrease of mRNA expression in the whole endoderm. Cdh3 remains expressed exclusively in the ectoderm, forming apical and basal cell junctions (Fig. 5A-E). Notably, while the boundary between ectoderm and endoderm is very difficult to discern by morphological criteria, Cdh3 localization at the cell junctions in the pharynx precisely marks the boundary between the last ectodermal and the first endodermal cell (Fig. 5B,E). At the polyp stage Cdh3 remains exclusively expressed in the ectoderm, with especially strong expression in the pharynx and the tentacles (Fig. 5F,G).

Cdh1 protein expression marks a cadherin switch during endoderm formation

After completion of gastrulation, Cdh1 protein forms pronounced cellular junctions. At early planula larva Cdh1 localizes to the apical and basal junctions of the endoderm (Fig. 6A-D). Hence, the formation of the endoderm is marked by a cadherin switch from Cdh3 to Cdh1.

It should be noted, though, the transcriptome data suggest some maternal deposition of *cdh1* in the embryo, even though *in situ* hybridization does not detect *cdh1* till the late gastrula stage. Indeed, the anti-Cdh1 antibody detects a fuzzy signal beneath the apical cell membrane in all cells at the early gastrula stage, which might be maternal Cdh1 protein that has not yet localized to the cell junctions.

In addition to endodermal expression, Cdh1 is strongly expressed in the apical organ ectoderm and then expands into a wider domain in the aboral ectoderm, where Cdh1 and Cdh3 are co-expressed (Fig. 6). At the ectodermal surface, expression of the Cdh1 decreases along a gradient towards the oral pole (Fig. 6L). Interestingly, the ectodermal cell population that gives rise to the apical tuft is also different from the rest of the ectoderm in terms of cadherin expression. These cells lose Cdh3 basal junctions, while keeping the apical junctions (Fig. 5C). This specific arrangement may be connected with the special function of these cells (Fig. S5). Indeed, the loss of Cdh3 expression in the ectodermal apical tuft cells goes hand in hand with an up-regulation of Cdh1 in these cells (Fig. 2K; Fig. 6A,C).

We have demonstrated that Cdh3 is the major component of adhesion complexes during cleavage and gastrulation and is present in all cells until late gastrula stage. Cdh3 forms apical and basal cell junctions in the blastodermal epithelium, which during invagination of the pre-endodermal plate disappear from basal cell junctions of the future endoderm. Further endoderm differentiation leads to the complete Cdh3 to Cdh1 replacement. Therefore, there is a distinct boundary between ectoderm and endoderm which is defined by Cdh1 / Cdh3 localization.

Cdh3 in apical ectodermal junctions co-localize with β -catenin

A recent biochemical study showed that the intracellular domain of the classical cadherins can form a ternary complex with α -catenin and β -catenin (Clarke et al., 2016). To explore further the molecular composition of the cadherin cell junctions, we co-stained the embryos with the antibody against Cdh3 and with the previously described for *Nematostella* antibody against β -catenin (Leclère et al., 2016; Salinas-Saavedra et al., 2018). At blastula stage Cdh3 is co-localized with β -catenin at the apical junctions whereas basal junctions do not show such pronounced co-localization (Fig. 7A-C; G-I). Interestingly, at planula stage β -catenin was detected only in the body wall ectoderm but neither in the ectodermal pharynx nor the endoderm (Fig. 7D-F; Fig. S6). These results could mean that not all the cell contacts of *Nematostella* epithelium contain β -catenin, in line with other recent findings (Salinas-Saavedra et al., 2018). This is surprising, as no ultrastructural differences in the junctions of endoderm and ectoderm could be detected (Fig. S7).

Function of classical cadherins in early development

To examine the function of cadherins we performed knockdown experiments using morpholinos and shRNA. First, we injected independently two non-overlapping translation blocking *cdh3* morpholinos (MO). However, we could still detect Cdh3 in apical and basal cell junctions in the whole mount MO injected embryos (Fig. 8). Indeed, on the ultrastructural level, the adherens cell junctions looked similar in morphants and in control embryos (Fig. 8C,G; 7D,H). These results can be explained by the significant maternal deposition mRNA and protein. However, development of Cdh3 morphants was arrested after gastrula stage, presumably due to the block of translation of zygotically expressed *cdh3*. As a result, when Cdh3 protein becomes limited, post-gastrula embryos are unable to develop further (Fig. 8A,B).

The mild knockdown effect on the presence of Cdh3 in the junctions also suggests that there is relatively little turnover in established junctions. Therefore, to assess the function of Cdh3 in establishing new cell junctions we used an aggregate assay. *Nematostella* gastrulae can be dissociated into single cells and small clusters and can be re-aggregated by centrifugation into the cell aggregates (Kirillova et al., 2018). We followed the establishment of cell contacts and the formation of the epithelium in the developing cell aggregates (Fig. 9). Dissociated cells do not show any signs of polarization: Cdh3 is not localized to any side (Fig. 9C). Only 30 min after re-aggregation, Cdh3 becomes localized to the apical side of the outer cells of the aggregate and the first signs of epithelialization become apparent (Fig. 9E,F,M). 12 hours after re-aggregation the outer epithelial layer is completely formed and Cdh3 is localized at the apical and basal cell junctions (Fig. 9H,I). 24 hours after re-aggregation two epithelial layers – ectoderm and endoderm are formed (Kirillova et al., 2018). Both cell layers possess basal and apical cadherin cell junctions (Fig. 9K,L,S). Cdh1 starts being expressed in both ectoderm and endoderm at 24 hours of aggregate development (Fig. 9N,Q,T,W). Similar to the normal embryo, ectoderm expresses both Cdh1 and Cdh3, while endoderm expresses exclusively Cdh1 (Fig. 9U,X).

To address the question how Cdh3 down-regulation influences the establishment of new cell contacts in the aggregate, we dissociated an equal amount of *cdh3* MO injected gastrulae and standard MO injected gastrulae as a control. The first difference we observed was that the size of the aggregates from *cdh3* morphant cells was significantly smaller than control

aggregates ($p < 0.0001$) (Fig. 10M-O). Moreover, aggregates from *cdh3* morpholino injected embryos start falling apart into cells immediately after re-aggregation (Fig. 10; Movies 1,2). Cdh3 knockdown in the aggregate at the protein level was shown by immunostaining (Fig. 10I;J). Ultrastructural imaging with TEM confirmed that cells in Cdh3 MO aggregates do not form well-defined subapical adherens junctions, while in the control aggregate cell contacts are well developed (Fig. 10K,L). Interestingly, cells in the Cdh3 MO aggregates make lamella-like protrusions extending to the neighboring cell on the apical surface (Fig. 10K). These results show that *cdh3* knockdown impairs the *de novo* formation of the cell contacts, although it does not affect the earlier established contacts built from the maternal protein.

To further explore the role of Cdh1 protein, we down-regulated *cdh1* using an independent approach, shRNA-mediated knockdown (He et al., 2018). As in MO knockdown, shRNA knockdown leads to the significant decrease of the Cdh1 protein as assayed by immunohistochemistry (Fig. S8; Fig. 11). Although early development including gastrulation appears largely unaffected, in the subsequent planula stage, mesenteries do not form upon *cdh1* knockdown. In all MO and shRNA injected embryos mesenteries were absent or impaired, while there are eight mesenteries developed in all control embryos at this stage (Fig. 11; Fig. 12D,H).

Besides the predominant expression in the endoderm, *cdh1* is also expressed in the apical tuft region of the ectoderm (Fig. 2K). Interestingly, *cdh1* knockdown abolishes expression of *FGFa1*, which is responsible for apical organ development (Rentzsch et al., 2008). In most *cdh1* MO injected embryos the apical organ does not form and there is lack of *FGFa1* expression (Fig. 12). These results suggest that Cdh1 is crucial for morphogenesis and differentiation of the endoderm as well as the development of the apical organ.

Discussion

Evolution and structure of cadherins

Although proteins with cadherin domains are present in choanoflagellates, cadherins with intracellular catenin binding domains are an important class of cell adhesion molecules that arose only in metazoans (Nichols et al., 2012). They are mediating not only cell adhesion between epithelial cells, but are strongly involved in the differentiation of specific cell types. Recently, cadherins have been shown to also convey mechanotransduction, i.e. the activation

of gene expression to the nucleus upon mechanical stress, which in *Drosophila* and *Nematostella* is mediated by β -catenin (Lyer et al., 2019; Pukhlyakova et al., 2018; Röper et al., 2018). However, most studies on the role of cadherins have been carried out in bilaterian model organisms like mouse or *Drosophila*. Here, we show the localization and function of both classical cadherins in a representative of the Cnidaria, the sea anemone *Nematostella vectensis*. The phylogenetic analysis suggests that sea anemone have duplicated an ancestral classical cadherin, while corals and hydrozoans have retained a single copy. The two investigated *cadherin* genes code for large proteins with 31-32 EC domains each, largely confirming previous predictions from the genome (Hulpiau and van Roy, 2011) and gene models based on our transcriptome assembly (Fredman et al., 2013). This significantly extends the structure of the recently published gene model for Cdh3 (termed Cad1 in (Clarke et al., 2016)). Thus, cnidarians as well as other non-bilaterians have substantially larger classical cadherins than most bilaterians and their extracellular domain structure is reminiscent of the FAT-like proteins (Hulpiau and van Roy, 2009; Hulpiau and van Roy, 2011). It will be interesting to determine which extracellular domains are engaged in homophilic or heterophilic interactions.

Cadherins are localized to apical and basal junction in both germ layers

Interestingly, both cadherins localize to apical junctions as well as to basal cell-cell junctions in the epithelial cells of both ectoderm and endoderm (Fig. 13A). Electron and confocal microscopy analyses show actin filaments attaching to the junction, suggesting that these are adherens junctions (Fig. 3G,N; Fig. 8D,H). This is in contrast to a recent study, which claimed that the endodermal epithelium does not contain adherens junctions, since neither Par complex components nor β -catenin could be detected (Salinas-Saavedra et al., 2018). Yet, in line with this study (Salinas-Saavedra et al., 2018), we could detect β -catenin in the apical adherens junctions and weakly in the basal junction of the ectoderm, but not in the pharyngeal ectoderm and the endoderm (Fig. 7; Fig. S6). This could indicate that the basal junctions in the ectoderm and all endodermal junctions are qualitatively different. However, apical adherens junctions in the ectoderm and endoderm have a very similar structure on the ultrastructural level (Fig. S7). As we observe co-localized actin fibers at these junctions, we assume that either another protein replaces β -catenin or β -catenin is simply not detected at these junctions. Indeed, we note that the antibody also fails to stain nuclear β -catenin after early cleavage stages. Therefore, as a cautionary note, we cannot fully rule out that the failure

to stain β -catenin in the pharynx and the endoderm is due to technical reasons.

While to our knowledge the basal-lateral junctions involving specific cadherins has not been described in other animals yet, more fuzzy basal-lateral localization of cadherins has been observed in other systems. For instance, the midgut epithelium of *Drosophila* shows a basal-lateral localization of a cadherin (Chen et al., 2018), albeit much less defined as described here for *Nematostella*.

Basal junctions might be an innovation of Cnidaria and can play a crucial role in morphogenesis of the epithelium. The formation of the basal junctions can be connected to the special properties and functions of the cnidarian epithelium. For example, in Hydra epithelia are composed of the multifunctional epithelia-muscular cells. These cells form basal myonemes, connected between the neighboring cells by the desmosomal-like junctions (Seybold et al., 2016). These basal connections can be associated with the contractile actin bundles and can be used for the increased synchronized contractile activity within large epithelia sheets. Basal cellular contractions have also a major contribution in the process of the bud formation in Hydra (Holz et al., 2017). Such basal contacts are absent from bilaterian embryos, which are mainly connected by apical junction belts.

Cadherin and formation of epithelia

The establishment of the adherens junctions is crucial for normal development of the embryo. Knockdown of *cdh3* in normal embryos does not lead to a dissociation of the embryonic tissue, suggesting that maternally expressed cadherin protein, localized in cell junctions might have a slow turnover and be sufficient for the early stages of development. This is consistent with knockdown of E-Cadherin in mouse embryos (Capaldo and Macara, 2007). However, proper formation of epithelial layers is disrupted in embryonic aggregates upon knockdown of *cdh3*. Notably, while knockdown of the endodermal *cdh1* does not disrupt gastrulation itself, the endoderm does not develop endodermal structures, such as mesenteries. Thus, proper development of the inner germ layer is dependent on the expression of Cdh1.

The role of cadherins in germ layer formation

The role of cadherins in the formation of germ layers in a diploblast animal is of particular interest, as we might learn about the evolution and potential homology of germ layers. We find that the formation of the inner layer is accompanied by a step-wise cadherin switch. At the blastula stage, Cdh3 forms apical and basal adherens junctions. The onset of gastrulation is characterized by a change of shape of the endodermal cells, which adopt a partial EMT phenotype: They apically constrict, lose the Cdh3-positive basal junctions, the nucleus migrates basally, the cells develop filopodia and become rather motile (Fig. 13B). We propose that the changes in the adhesion properties of the endodermal cells are crucial for the morphogenetic behavior and further differentiation. In a second step, after completion of invagination, Cdh3 also disappears from the apical junctions in the endoderm and is replaced by Cdh1 both at apical and basal junctions of the endoderm. Thus, we observe a cadherin switch in *Nematostella* that is analogous to the cadherin switch in vertebrates and insects. As *cdh1* and *cdh3*, like E- and N-cadherins in mammals and insects are lineage-specific duplications (Fig. 1), we conclude that the cadherin switch evolved convergently in these animals.

However, while Cdh3 is not expressed in the endoderm after the gastrula stage, Cdh1 shows partially overlapping expression with Cdh3 in the ectoderm. Cdh1 seems to form a decreasing gradient from aboral to oral, but the significance of this gradient is unclear at this point. Notably, the oral region and tentacles are completely devoid of Cdh1 expression. Interestingly, *cdh1* knock down does not disrupt oral patterning. For example, the expression of the blastopore marker *brachyury* was normal. However the expression of the aboral patterning gene *FGFa1* was abolished. Since the aboral part is an area of strong Cdh1 expression, we assume, that normal Cdh1 expression is necessary for FGF signaling and apical organ development. Our results show that *Nematostella* cadherins are important for germ layer morphogenesis and the maintenance of tissue integrity . However, so far we have no evidence that cadherins play role in initial germ layer differentiation, as shown similarly for the knock-down of α -catenin, another component of the adhesion junction complex (Clarke et al., 2019). We conclude that like in bilaterians (Basilicata et al., 2016; Giger and David, 2017; Huang et al., 2016; Nakagawa and Takeichi, 1998; Pla et al., 2001; Schäfer et al., 2014; Shoval et al., 2007), different combinations and concentrations of Cdh1 and Cdh3 convey different tissue properties and identities in different regions of the developing

embryo. Thus, the combinatorial and differential use of cadherins is a recurring feature of metazoans (Fig. 1; Fig. S1; Fig. 13C), although the paralogous molecules have evolved independently.

Interestingly, our phylogenetic analysis of the classical cadherins showed that hydrozoans and stony corals have only cadherin protein, which groups basally with two classical cadherins of sea anemones, suggesting that *cdh1* and *cdh3* arose by a lineage-specific gene duplication within the sea anemones (Fig.1). The expression and function of the single cadherin in other cnidarians is unknown. However, they do have a *dachsous* gene, which also encodes a cytoplasmic cadherin domain and has a similar structure as classical cadherins, except that they lack the EGF/LamininG domains found in most invertebrate cadherins. It remains to be shown whether Dachsous and classical cadherin could interact during early germ layer formation in other cnidarians.

Homology of germ layers

Our study has established that cadherins play an important role in the formation and differentiation of the germ layers in a diploblastic animal. This revives the question to which germ layers in Bilateria these two cell layers are homologous. Traditionally, they have been homologized with endoderm and ectoderm, with the mesoderm missing. The identification of a number of mesodermal transcription factors in cnidarians and their expression in the endoderm led to the notion of an inner "mesendoderm" (Fritzenwanker et al., 2004; Kumburegama et al., 2011; Martindale, 2004; Salinas-Saavedra et al., 2018; Scholz and Technau, 2003). However, a recent analysis of many endodermal and mesodermal marker genes has suggested that segregation has already taken place in the *Nematostella* polyp. In fact, the inner layer rather corresponds to mesoderm, while all endodermal functions reside in the ectodermally derived extensions of the pharynx, the septal filaments (Hashimshony, 2017; Steinmetz et al., 2017). In the light of those new findings, it is interesting to note that *Cdh1* is specific to the inner cell layer, which would correspond to the mesoderm of bilaterians. Notably, this cell layer also expresses the zinc finger transcription factor *snailA* (Fritzenwanker et al., 2004; Martindale, 2004). Snail proteins regulate the downregulation of *E-cadherin* in vertebrates and insects in the ingressing mesoderm (Nieto, 2002). In line with this, *snail* genes appear to play a role in regulating invagination and partial EMT in *Nematostella* (Salinas-Saavedra et al., 2018). It will be of interest to investigate how the cadherins are regulated by Snail in *Nematostella*.

Conclusion:

This first analysis of the expression and function of classical cadherins in a diploblast shows that these molecules play a conserved role in cell adhesion, tissue morphogenesis and germ layer specification during embryogenesis. The invaginating cells show partial EMT, accompanied by a cadherin switch. The evolutionarily recurring mechanism of a cadherin switch suggests that the evolution of germ layer formation and tissue morphogenesis was facilitated by the differential expression of cadherins.

Material and Methods:

Animals and embryo culturing

Animals were kept in artificial seawater at 18°C the dark. Spawning was induced by temperature shift to 24°C and light exposure over 10 hours (Fritzenwanker and Technau, 2002). In vitro fertilized embryos were collected and kept at 21°C as described (Fritzenwanker and Technau, 2002; Genikhovich and Technau, 2009c).

Identification of Cdh1 and Cdh3 protein sequences

To retrieve the coding sequences of *cdh1* and *cdh3* genes the 1-3Kb overlapping coding fragments of *cdh1* and *cdh3* were amplified from cDNA of mixed embryonic stages, cloned using pJet1.2/blunt vector system (ThermoFisher Scientific) and sequenced. The full-length sequences of Cadherin1 and Cadherin3 have been deposited at Genbank (accession numbers MK253651 and MK253652).

Assembled *cdh1* and *cdh3* protein coding sequences were derived *in silico* using ExPASy translation tool (Artimo et al., 2012). Cadherin protein domain annotation was performed using SMART protein domain annotation resource (Letunic and Bork, 2018).

Morpholino injection

cdh1 and *cdh3* knockdowns were performed by independent zygote injections of two non-overlapping translation blocking morpholinos (Gene Tools, LLC):

cdh1MO1 - 5' CCGGCCAGCACTCATTTTGTGGCTA 3';

cdh1MO2 - 5' ACCCGTGAGTTTAAAAACCCATAGC 3';

cdh3MO1 5' ACGAGTTGCGGTGAACGAAAATAAC 3';

*cdh3*MO2 5' TAGCAGAACCGTCCAGTCCCATATC 3' at concentration of 500 μ M.

Standard morpholino injection at 500 μ M was used as a control.

SdtMO – 5' CCTCTTACCTCAGTTACAATTTATA'

Non-overlapping morpholinos for *cdh1* and *cdh3* knockdown had similar phenotypes.

Injection equipment used: FemtoJet (Eppendorf), CellTram Vario (Eppendorf), micromanipulator (Narishige), needles were pulled from the glass capillaries type GB 100TF-10 (Science Products GmbH) with a micropipette puller (Sutter Instrument CO., Model P-97). We used holding capillaries from Eppendorf for the injection (Renfer et al., 2010).

Short hairpin RNA (shRNA) knockdown

cdh1 shRNA design and synthesis were performed as described (He et al., 2018). The following primers were used for *cdh1* shRNA synthesis:

cdh1 shRNA F:

TAATACGACTCACTATAGAAGCGCGCTCAGGTAAATGTTTCAAGAGA

cdh1 shRNA R:

AAGAAGCACGTTTCGGGTAAATGTTCTCTTGAAACATTTACCTGAGCGC

Purified shRNA was injected into zygotes at concentration of 500 ng/ μ l. As a negative control shRNA against mOrange was injected at 500 ng/ μ l. Uninjected embryos from the same batch were used as a control for injection. After the injection embryos were raised at 21°C.

Generation of Cdh1 and Cdh3 antibodies

To generate antibodies against Cdh1 we expressed the protein domains *cdh1:domain1* (extracellular) and *cdh1:domain3* (intracellular) in *E.coli*. The fragment sequences were the following:

Cdh1 domain1 (extracellular):

NAPKDGSLLIIVNAYDGNFTGGVIGKPYQDDDFDGDENTYELNSQSPGSYFRVNEG
NGDITAAPMIPMGEYNLKRVTTEKSDSPSTVTSSVRVLVRRIDKEAVDNGVAVEFTD
MRKVG YFVGDYYKGFEDVLASTLGVPTGDIKIFSVQKAHDNGLAVVVFFTVAAKDS
YMPHWDVVSKLVDAKKPLESLGLKVSRLGMD

Cdh1 domain3 (intracellular):

RRPEPVVYADSTDTGHVHDNVRLYHDDGGGEEDNLGYDITKLMKYTYIETTIAPPS
VAPSKASEDKISTSSDQPLLQGRPPDAVFGLTGKEPGPKMPKYMEGDDVGDFITTRV
KITDREVFLAVDELHIYRYEGDDTDVD

The column-based affinity purified recombinant protein fragments were used for immunization. Specifically, the extracellular fragment was used for immunization of two rats (polyclonal Cdh1 antibodies 1 and 2) and the intracellular fragment was used for immunization of a rabbit (polyclonal Cdh1 antibody 3). All Cdh1 antibodies resulted in the same staining pattern (see Fig. S4). Cdh1 antibody2 was used for most experiments in this paper.

For visualization of Cdh3, monoclonal antibodies were produced in mice. The following peptides were used for immunization: SSSDRNRPPV (for Cdh3 antibody1); DEKDPPQFSQ (for Cdh3 antibody2). Both epitopes are located in the extracellular part of Cdh3 in the third and seventh cadherin repeats, respectively. Both antibody clones - Cdh3 antibody1 and Cdh3 antibody2 resulted in the same staining patterns (see Fig. S4). Cdh3 antibody2 was used for antibody staining in this paper.

Antibody and Phalloidin staining

For Cdh1 antibody staining embryos were fixed for 1h at 4°C with Lavdovsky's fixative (3,7% formaldehyde (FA)/50% ethanol/4% acetic acid). For Cdh3 and β -catenin antibody and phalloidin staining embryos were fixed for 1h with 3,7% FA in PBS at 4°C. Primary polyps were relaxed prior the fixation in 0,1 M MgCl₂ in *Nematostella* medium for 10 min. After fixation, embryos were incubated on ice in ice cold acetone (chilled at -20°C) for 7 min followed by 5 washes with PBSTx 0,2% (PBS with 0,2% of TritonX-100).

Then embryos were incubated in blocking solution (20% sheep serum, 1% Bovine Serum Albumin (BSA) in PBSTx (0,2%) for 2h at room temperature (RT). Primary mouse anti-Cdh3 antibody (1:1000), rabbit β -catenin antibody (Sigma C2206, 1:500) (Leclère et al., 2016; Salinas-Saavedra et al., 2018) and/or rat/rabbit anti-Cdh1 antibodies (1:500) were diluted in blocking solution and incubated with the embryos overnight at 4°C, followed by washing in PBSTx 0,2% at RT (10x 10 minutes each) at RT. After incubation in blocking solution for 2 h at RT, embryos were placed in a secondary antibody solution: goat anti-mouse Alexa Fluor 568 antibodies (1:1000), goat anti-rat Alexa Fluor 488 antibodies (1:1000) and DAPI overnight at 4 °C. When fixed with FA, phalloidin Alexa Fluor 488 (1:30) (Thermo Fisher Scientific) was added to the secondary antibody solution, since phalloidin staining is not compatible with the Lavdovsky's fixation. Embryos were washed in PBSTx 0,2% at RT (10x 10 minutes each), infiltrated with Vectashield antifade mounting medium (Vector laboratories) at 4°C overnight. For β -catenin staining of the embryo sections, fixed embryos were embedded in 10% gelatine in PBS. Gelatine blocks were post-fixed in 3,7% FA in PBS overnight at 4°C and sectioned on a vibratome Leica VT 1200S. 50 μ m embryo sections were stained with β -catenin antibody, phalloidin and DAPI as described for the whole-mount embryos. Imaging was performed with Leica TCS SP5 DM-6000 confocal microscope.

***In situ* hybridization**

In situ hybridizations of embryos were conducted as previously described (Genikhovich and Technau, 2009b; Kraus et al., 2016). The following regions of the CDS of cadherins were used to produce the *in situ* hybridization probes: for *cdh1* (7054-9126bp); for *cdh3* (2728-5091bp). Adult animals and juveniles were relaxed for 20 min in 0,1M MgCl₂ solution in *Nematostella* medium followed by fixation and *in situ* hybridization as described (Steinmetz et al., 2017). After *in situ* hybridization embryos, adult and juvenile pieces were embedded in 10% gelatine in PBS. Gelatine blocks were post-fixed in 3,7% FA in PBS overnight at 4°C and sectioned on a vibratome Leica VT 1200S. Embryos and adult and juvenile 50 μ m sections were embedded in 80% glycerol and imaged with the Nikon Eclipse 80i compound microscope equipped with DIC optics and Zeiss AxioCam camera.

Time-lapse microscopy

Time-lapse imaging was carried out with the use of a Nikon Eclipse 80i compound microscope. Pictures were taken Zeiss AxioCam camera. Time-lapse movies were made with the use of FIJI software (Schindelin et al., 2012).

Transmission electron microscopy (TEM)

TEM was performed as previously described (Fritzenwanker et al., 2007).

Phylogenetic analysis

The protein complements of *Mus musculus* (GRCm38) (Schneider et al., 2017) and *Drosophila melanogaster* (FB2018_03) (Thurmond et al., 2019) were downloaded from Ensembl (Zerbino et al., 2018), *Strongylocentrotus purpuratus*, *Capitella teleta*, *Lottia gigantea* and *Tribolium castaneum* from Ensembl metazoan (Kersey et al., 2018), *Hydra vulgaris* and *Ornithorhynchus anatinus* from RefSeq at NCBI (O'Leary et al., 2016), *Acropora millepora* (PRJNA74409) (Moya et al., 2012), *Anemonia viridis* (PRJNA260824) (Rachamim et al., 2015), *Exaptasia pallida* (PRJNA386175) (Baumgarten et al., 2015), *Stylophora pistilata* (PRJNA281535) (Voolstra et al., 2017) from the Sequence Read Archive at NCBI (Leinonen et al., 2011), *Acropora digitifera* from marine genomics at OIST (Shinzato et al., 2011). Sequences were selected which had a significant domain hit ($\text{domE} < 1 \times 10^{-5}$) to the Cadherin cytoplasmic Pfam family (PF01049) according to HMMER 3.2.1 (Finn et al., 2011). When multiple isoforms were present, the longest one was used. The genes were filtered against truncated and misassembled gene models manually. Sequences were aligned using MAFFT v7.307 in E-INS-i mode and a maximum of 1000 iterations of refinement (Katoh and Standley, 2013). The WAG+F+R6 model was determined as optimal by the Bayesian Information Criterion using ModelFinder (Kalyaanamoorthy et al., 2017). This was used to infer a maximum likelihood tree using IQTREE (Nguyen et al., 2015). Support values were determined with 1000 standard bootstrap replicates. Domain architectures were determined using standalone interproscan (Mitchell et al., 2019). Sequence, alignment files and Subtree files can be obtained upon request.

Analysis of the size of the cell aggregates

50 Cdh3 morpholino (MO) embryos and 50 Std MO control embryos were dissociated into cells at the gastrula stage. Cell aggregates were generated by slow centrifugation as described (Kirillova et al., 2018) and photographed immediately after centrifugation. The size of the aggregates was analyzed with FIJI software. (FIJI/Image/Adjust/Threshold tool and FIJI/Analyze/Analyze particles). The threshold was set to 50. The experiment was repeated three times.

Image processing

Images were processed and adjusted for brightness and contrast using FIJI software (Schindelin et al., 2012). Focus stacking of ISH images was done using Helicon Focus software (Helicon Soft Ltd, Kharkov, Ukraine). Images were cropped and assembled into the figures as well as schemes were made using Adobe Illustrator CS6 software (Adobe, San Jose, USA).

Acknowledgements

We thank Eduard Renfer and Sarah Streinzer for cloning the cDNAs for the *in situ* probes of *cdh1* and *cdh3* and performing initial *in situ* hybridizations of these genes. We are very grateful to Prof. Bert Hobmayer for the fruitful discussions and Dr. Alison Cole for critical reading of the manuscript. We thank Rohit Dnyansagar for help to generate the phylogenetic tree and Boris Osadchenko for imaging some of the TEM samples. We thank Vienna Biocenter Facilities (VBCF) for support with recombinant cadherin protein generation and purification and the Core Facility for Cell Imaging and Ultrastructure Research of the University of Vienna (CIUS) for assistance. This work was funded by a Austrian Science Fund (FWF) grant to U.T. (P25993).

Author contributions

E.P, U.T. conceived the study; E.P. and U.T. designed the experiments; E.P. performed the experiments; E.P. and A.K. performed the aggregate experiments; Y.K. and A.K. performed transmission electron microscopy imaging; B.Z. and E.P. performed statistical analysis of the aggregate sizes and phylogenetic analysis; E.P. and U.T. wrote the paper.

References:

- Alberts, B.** (2007). *Molecular Biology of the Cell*. New York: Garland Science.
- Angst, B. D., Marcozzi, C. and Magee, A. I.** (2001). The cadherin superfamily: diversity in form and function. *J. Cell Sci.* **114**, 629–641.
- Artimo, P., Jonnalagedda, M., Arnold, K., Baratin, D., Csardi, G., de Castro, E., Duvaud, S., Flegel, V., Fortier, A., Gasteiger, E., et al.** (2012). ExPASy: SIB bioinformatics resource portal. *Nucleic Acids Res.* **40**, 597–603.
- Babb, S. G. and Marrs, J. A.** (2004). E-cadherin regulates cell movements and tissue formation in early zebrafish embryos. *Dev. Dyn.* **230**, 263–277.
- Basilicata, M. F., Frank, M., Solter, D., Brabletz, T. and Stemmler, M. P.** (2016). Inappropriate cadherin switching in the mouse epiblast compromises proper signaling between the epiblast and the extraembryonic ectoderm during gastrulation. *Sci. Rep.* **6**, 8263.
- Baumgarten, S., Simakov, O., Esherick, L. Y., Liew, Y. J., Lehnert, E. M., Michell, C. T., Li, Y., Hambleton, E. A., Guse, A., Oates, M. E., et al.** (2015). The genome of *Aiptasia*, a sea anemone model for coral symbiosis. *Proc. Natl. Acad. Sci. U.S.A.* **112**, 11893–11898.
- Capaldo, C. T. and Macara, I. G.** (2007). Depletion of E-Cadherin Disrupts Establishment but Not Maintenance of Cell Junctions in Madin-Darby Canine Kidney Epithelial Cells. *Mol. Biol. Cell* **18**, 189–200.
- Casper, J., Zweig, A. S., Villarreal, C., Tyner, C., Speir, M. L., Rosenbloom, K. R., Raney, B. J., Lee, C. M., Lee, B. T., Karolchik, D., et al.** (2018). The UCSC Genome Browser database: 2018 update. *Nucleic Acids Res.* **46**, 762–769.
- Chen, J., Sayadian, A.-C., Lowe, N., Lovegrove, H. E. and St Johnston, D.** (2018). An alternative mode of epithelial polarity in the *Drosophila* midgut. *PLoS Biol* **16**. e3000041. <https://doi.org/10.1371/journal.pbio.3000041>.
- Clarke, D. N., Miller, P. W., Lowe, C. J., Weis, W. I. and Nelson, W. J.** (2016). Characterization of the Cadherin-Catenin Complex of the Sea Anemone *Nematostella vectensis* and Implications for the Evolution of Metazoan Cell-Cell Adhesion. *Mol. Biol. Evol.* **33**, 2016–2029.
- Clarke, D. N., Lowe, C. J. and James Nelson, W.** (2019). The cadherin-catenin complex is necessary for cell adhesion and embryogenesis in *Nematostella vectensis*. *Dev. Biol.* **447**, 170-181.
- Dady, A., Blavet, C. and Duband, J.-L.** (2012). Timing and kinetics of E- to N-cadherin switch during neurulation in the avian embryo. *Dev. Dyn.* **241**, 1333–1349.
- Detrick, R. J., Dickey, D. and Kintner, C. R.** (1990). The Effects of N-Cadherin

- Misexpression on Morphogenesis in *Xenopus* Embryos. *Neuron* **4**, 493–506.
- Finn, R. D., Clements, J. and Eddy, S. R.** (2011). HMMER web server: interactive sequence similarity searching. *Nucleic Acids Res.* **39**, 29–37.
- Francavilla, C., Cattaneo, P., Berezin, V., Bock, E., Ami, D., de Marco, A., Christofori, G. and Cavallaro, U.** (2009). The binding of NCAM to FGFR1 induces a specific cellular response mediated by receptor trafficking. *J. Cell. Biol.* **187**, 1101–1116.
- Fredman, D., Schwaiger, M., Rentzsch, F. and Technau, U.** (2013). *Nematostella vectensis* transcriptome and gene models v2.0. figshare. <https://doi.org/10.6084/M9.FIGSHARE.807696>.
- Fritzenwanker, J. H. and Technau, U.** (2002). Induction of gametogenesis in the basal cnidarian *Nematostella vectensis* (Anthozoa). *Dev. Genes Evol.* **212**, 99–103.
- Fritzenwanker, J. H., Genikhovich, G., Kraus, Y. and Technau, U.** (2007). Early development and axis specification in the sea anemone *Nematostella vectensis*. *Dev. Biol.* **310**, 264–279.
- Fritzenwanker, J. H., Saina, M. and Technau, U.** (2004). Analysis of forkhead and snail expression reveals epithelial–mesenchymal transitions during embryonic and larval development of *Nematostella vectensis*. *Dev. Biol.* **275**, 389–402.
- Genikhovich, G. and Technau, U.** (2009a). The Starlet Sea Anemone *Nematostella vectensis*: An Anthozoan Model Organism for Studies in Comparative Genomics and Functional Evolutionary Developmental Biology. *Cold Spring Harb. Prot.* **2009**, pdb.emo129–pdb.emo129.
- Genikhovich, G. and Technau, U.** (2009b). *In Situ* Hybridization of Starlet Sea Anemone (*Nematostella vectensis*) Embryos, Larvae, and Polyps. *Cold Spring Harb. Prot.* **2009**, prot5282.
- Genikhovich, G. and Technau, U.** (2009c). Induction of spawning in the starlet sea anemone *Nematostella vectensis*, *in vitro* fertilization of gametes, and dejellying of zygotes. *Cold Spring Harb. Prot.* **4**, prot5281.
- Giger, F. A. and David, N. B.** (2017). Endodermal germ-layer formation through active actin-driven migration triggered by N-cadherin. *Proc. Natl. Acad. Sci.* **114**, 10143–10148.
- Gilbert, S. F.** (2013). *Developmental Biology*, MA: Sinauer Associates, Inc., Sunderland.
- Gumbiner, B. M.** (2005). Regulation of cadherin-mediated adhesion in morphogenesis. *Nat. Rev. Mol. Cell Biol.* **6**, 622–634.
- Halbleib, J. M. and Nelson, W. J.** (2006). Cadherins in development: cell adhesion, sorting, and tissue morphogenesis. *Genes Dev.* **20**, 3199–3214.

- Hashimshony, T.** (2017). Cnidarians layer up. *Nat. Ecol. Evol.* **1**, 1429–1430.
- Hatta, K. and Takeichi, M.** (1986). Expression of N-Cadherin Adhesion Molecules Associated with Early Morphogenetic Events in Chick Development. *Nature* **320**, 447–449.
- He, S., Del Viso, F., Chen, C.-Y., Ikmi, A., Kroesen, A. E. and Gibson, M. C.** (2018). An axial Hox code controls tissue segmentation and body patterning in *Nematostella vectensis*. *Science* **361**, 1377–1380.
- Holz, O., Apel, D., Steinmetz, P., Lange, E., Hopfenmüller, S., Ohler, K., Sudhop, S. and Hassel, M.** (2017). Bud detachment in hydra requires activation of fibroblast growth factor receptor and a Rho-ROCK-myosin II signaling pathway to ensure formation of a basal constriction. *Dev. Dyn.* **246**, 502–516.
- Huang, C., Kratzer, M.-C., Wedlich, D. and Kashef, J.** (2016). E-cadherin is required for cranial neural crest migration in *Xenopus laevis*. *Dev. Biol.* **411**, 159–171.
- Hulpiau, P. and van Roy, F.** (2009). Molecular evolution of the cadherin superfamily. *Int. J. Biochem. Cell Biol.* **41**, 349–369.
- Hulpiau, P. and van Roy, F.** (2011). New Insights into the Evolution of Metazoan Cadherins. *Mol. Biol. Evol.* **28**, 647–657.
- Kalyaanamoorthy, S., Minh, B. Q., Wong, T. K. F., Haeseler, von, A. and Jermini, L. S.** (2017). ModelFinder: fast model selection for accurate phylogenetic estimates. *Nat. Meth.* **14**, 587–589.
- Katoh, K. and Standley, D. M.** (2013). MAFFT Multiple Sequence Alignment Software Version 7: Improvements in Performance and Usability. *Mol. Biol. Evol.* **30**, 772–780.
- Kersey, P. J., Allen, J. E., Allot, A., Barba, M., Boddu, S., Bolt, B. J., Carvalho-Silva, D., Christensen, M., Davis, P., Grabmueller, C., et al.** (2018). Ensembl Genomes 2018: an integrated omics infrastructure for non-vertebrate species. *Nucleic Acids Res.* **46**, 802–808.
- Kirillova, A., Genikhovich, G., Pukhlyakova, E., Demilly, A., Kraus, Y. and Technau, U.** (2018). Germ-layer commitment and axis formation in sea anemone embryonic cell aggregates. *Proc. Natl. Acad. Sci.* **115**, 1813–1818.
- Kraus, Y. and Technau, U.** (2006). Gastrulation in the sea anemone *Nematostella vectensis* occurs by invagination and immigration: an ultrastructural study. *Dev. Genes Evol.* **216**, 119–132.

- Kraus, Y., Aman, A., Technau, U. and Genikhovich, G.** (2016). Pre-bilaterian origin of the blastoporal axial organizer. *Nat. Commun.* **7**, 1–9.
- Kumburegama, S., Wijesena, N., Xu, R. and Wikramanayake, A. H.** (2011). Strabismus-mediated primary archenteron invagination is uncoupled from Wnt/b-catenin- dependent endoderm cell fate specification in *Nematostella vectensis* (Anthozoa, Cnidaria): Implications for the evolution of gastrulation. *EvoDevo* **2**, 2.
- Layden, M. J., Rentzsch, F. and Röttinger, E.** (2016). The rise of the starlet sea anemone *Nematostella vectensis* as a model system to investigate development and regeneration. *WIREs Dev. Biol.* **5**, 408–428.
- Leclère, L., Bause, M., Sinigaglia, C., Steger, J. and Rentzsch, F.** (2016). Development of the aboral domain in *Nematostella* requires β -catenin and the opposing activities of Six3/6 and Frizzled5/8. *Development* **143**, 1766–1777.
- Leinonen, R., Sugawara, H., Shumway, M. International Nucleotide Sequence Database Collaboration** (2011). The sequence read archive. *Nucleic Acids Res.* **39**, 19–21.
- Letunic, I. and Bork, P.** (2018). 20 years of the SMART protein domain annotation resource. *Nucleic Acids Res.* **46**, 493–496.
- Lyer, K. V., Piscitello-Gomez, R., Paijmans, J., Juelicher, F. and Eaton, S.** (2019). Epithelial Viscoelasticity Is Regulated by Mechanosensitive E-cadherin Turnover. *Curr. Biol.* **29**, 578–591.
- Madeira, F., Park, Y. M., Lee, J., Buso, N., Gur, T., Madhusoodanan, N., Basutkar, P., Tivey, A. R. N., Potter, S. C., Finn, R. D., et al.** (2019). The EMBL-EBI search and sequence analysis tools APIs in 2019. *Nucleic Acids Res.* **47**, 636–641.
- Magie, C. R., Daly, M. and Martindale, M. Q.** (2007). Gastrulation in the cnidarian *Nematostella vectensis* occurs via invagination not ingression. *Dev. Biol.* **305**, 483–497.
- Martindale, M. Q.** (2004). Investigating the origins of triploblasty: 'mesodermal' gene expression in a diploblastic animal, the sea anemone *Nematostella vectensis* (phylum, Cnidaria; class, Anthozoa). *Development* **131**, 2463–2474.
- Meng, W. and Takeichi, M.** (2009). Adherens junction: molecular architecture and regulation. *Cold Spring Harb. Perspec. Biol.* **1**, a002899–a002899.
- Mitchell, A. L., Attwood, T. K., Babbitt, P. C., Blum, M., Bork, P., Bridge, A., Brown, S. D., Chang, H.-Y., El-Gebali, S., Fraser, M. I., et al.** (2019). InterPro in 2019: improving coverage, classification and access to protein sequence annotations. *Nucleic Acids Res.* **47**, 351–360.

- Moya, A., Huisman, L., Ball, E. E., Hayward, D. C., Grasso, L. C., Chua, C. M., Woo, H. N., Gattuso, J.-P., Forêt, S. and Miller, D. J.** (2012). Whole transcriptome analysis of the coral *Acropora millepora* reveals complex responses to CO₂-driven acidification during the initiation of calcification. *Mol. Ecol.* **21**, 2440–2454.
- Nakagawa, S. and Takeichi, M.** (1998). Neural crest emigration from the neural tube depends on regulated cadherin expression. *Development* **125**, 2963–2971.
- Nandadasa, S., Tao, Q., Menon, N. R., Heasman, J. and Wylie, C.** (2009). N- and E-cadherins in *Xenopus* are specifically required in the neural and non-neural ectoderm, respectively, for F-actin assembly and morphogenetic movements. *Development* **136**, 1327–1338.
- Nguyen, L.-T., Schmidt, H. A., Haeseler, von, A. and Minh, B. Q.** (2015). IQ-TREE: A Fast and Effective Stochastic Algorithm for Estimating Maximum-Likelihood Phylogenies. *Molecular Biology and Evolution* **32**, 268–274.
- Nichols, S. A., Roberts, B. W., Richter, D. J., Fairclough, S. R. and King, N.** (2012). Origin of metazoan cadherin diversity and the antiquity of the classical cadherin/ β -catenin complex. *Proc. Natl. Acad. Sci. U.S.A.* **109**, 13046–13051.
- Nieto, M. A.** (2002). The Snail superfamily of zinc-finger transcription factors. *Nat. Rev. Mol. Cell Biol.* **3**, 155–166.
- Ninomiya, H., David, R., Damm, E. W., Fagotto, F., Niessen, C. M. and Winklbauer, R.** (2012). Cadherin-dependent differential cell adhesion in *Xenopus* causes cell sorting in vitro but not in the embryo. *J. Cell Sci.* **125**, 1877–1883.
- O'Leary, N. A., Wright, M. W., Brister, J. R., Ciuffo, S., Haddad, D., McVeigh, R., Rajput, B., Robbertse, B., Smith-White, B., Ako-Adjei, D., et al.** (2016). Reference sequence (RefSeq) database at NCBI: current status, taxonomic expansion, and functional annotation. *Nucleic Acids Res.* **44**, D733–45.
- Oda, H. and Takeichi, M.** (2011). Structural and functional diversity of cadherin at the adherens junction. *J. Cell Biol.* **193**, 1137–1146.
- Oda, H., Tsukita, S. and Takeichi, M.** (1998). Dynamic behavior of the cadherin-based cell-cell adhesion system during *Drosophila* gastrulation. *Dev. Biol.* **203**, 435–450.
- Pla, P., Moore, R., Morali, O. G., Grille, S., Martinozzi, S., Delmas, V. and Larue, L.** (2001). Cadherins in neural crest cell development and transformation. *J. Cell. Physiol.* **189**, 121–132.
- Pukhlyakova, E., Aman, A. J., Elsayad, K. and Technau, U.** (2018). β -Catenin-dependent mechanotransduction dates back to the common ancestor of Cnidaria and Bilateria. *Proc. Natl. Acad. Sci. U.S.A.* **115**, 6231–6236.

- Putnam, N. H., Srivastava, M., Hellsten, U., Dirks, B., Chapman, J., Salamov, A., Terry, A., Shapiro, H., Lindquist, E., Kapitonov, V. V., et al.** (2007). Sea Anemone Genome Reveals Ancestral Eumetazoan Gene Repertoire and Genomic Organization. *Science* **317**, 86–94.
- Rachamim, T., Morgenstern, D., Aharonovich, D., Brekhman, V., Lotan, T. and Sher, D.** (2015). The dynamically evolving nematocyst content of an anthozoan, a scyphozoan, and a hydrozoan. *Mol. Biol. Evol.* **32**, 740–753.
- Ragkousi, K., Marr, K., McKinney, S., Ellington, L. and Gibson, M. C.** (2017). Cell-Cycle-Coupled Oscillations in Apical Polarity and Intercellular Contact Maintain Order in Embryonic Epithelia. *Curr. Biol.* **27**, 1381–1386.
- Renfer, E., Amon-Hassenzahl, A., Steinmetz, P. R. H. and Technau, U.** (2010). A muscle-specific transgenic reporter line of the sea anemone, *Nematostella vectensis*. *Proc. Natl. Acad. Sci. U.S.A.* **107**, 104–108.
- Rentzsch, F., Fritzenwanker, J. H., Scholz, C. B. and Technau, U.** (2008). FGF signalling controls formation of the apical sensory organ in the cnidarian *Nematostella vectensis*. *Development* **135**, 1761–1769.
- Rogers, C. D., Saxena, A. and Bronner, M. E.** (2013). Sip1 mediates an E-cadherin-to-N-cadherin switch during cranial neural crest EMT. *J. Cell Biol.* **203**, 835–847.
- Röper, J.-C., Mitrossilis, D., Stirnemann, G., Waharte, F., Brito, I., Fernandez-Sanchez, M.-E., Baaden, M., Salamero, J. and Farge, E.** (2018). The major β -catenin/E-cadherin junctional binding site is a primary molecular mechano-transducer of differentiation in vivo. *eLife* **7**, 773.
- Salinas-Saavedra, M., Rock, A. Q. and Martindale, M. Q.** (2018). Germ layer-specific regulation of cell polarity and adhesion gives insight into the evolution of mesoderm. *eLife* **7**, 1438.
- Scarpa, E., Szabo, A., Bibonne, A., Theveneau, E., Parsons, M. and Mayor, R.** (2015). Cadherin Switch during EMT in Neural Crest Cells Leads to Contact Inhibition of Locomotion via Repolarization of Forces. *Dev. Cell* **34**, 421–434.
- Schäfer, G., Narasimha, M., Vogelsang, E. and Leptin, M.** (2014). Cadherin switching during the formation and differentiation of the *Drosophila* mesoderm - implications for epithelial-to-mesenchymal transitions. *J. Cell Sci.* **127**, 1511–1522.
- Schindelin, J., Arganda-Carreras, I., Frise, E., Kaynig, V., Longair, M., Pietzsch, T., Preibisch, S., Rueden, C., Saalfeld, S., Schmid, B., et al.** (2012). Fiji: an open-source platform for biological-image analysis. *Nat. Meth.* **9**, 676 EP —682.
- Schneider, V. A., Graves-Lindsay, T., Howe, K., Bouk, N., Chen, H.-C., Kitts, P. A., Murphy, T. D., Pruitt, K. D., Thibaud-Nissen, F., Albracht, D., et al.** (2017). Evaluation of GRCh38 and de novo haploid genome assemblies demonstrates the enduring quality of the reference assembly. *Genome Res.* **27**, 849–864.

- Scholz, C. B. and Technau, U.** (2003). The ancestral role of Brachyury: expression of *NemBra1* in the basal cnidarian *Nematostella vectensis* (Anthozoa). *Dev. Genes Evol.* **212**, 563–570.
- Seybold, A., Salvenmoser, W. and Hobmayer, B.** (2016). Sequential development of apical-basal and planar polarities in aggregating epitheliomuscular cells of Hydra. *Dev. Biol.* **412**, 148–159.
- Shimizu, T., Yabe, T., Muraoka, O., Yonemura, S., Aramaki, S., Hatta, K., Bae, Y.-K., Nojima, H. and Hibi, M.** (2005). E-cadherin is required for gastrulation cell movements in zebrafish. *Mech. Dev.* **122**, 747–763.
- Shinzato, C., Shoguchi, E., Kawashima, T., Hamada, M., Hisata, K., Tanaka, M., Fujie, M., Fujiwara, M., Koyanagi, R., Ikuta, T., et al.** (2011). Using the *Acropora digitifera* genome to understand coral responses to environmental change. *Nature* **476**, 320–323.
- Shoval, I., Ludwig, A. and Kalcheim, C.** (2007). Antagonistic roles of full-length N-cadherin and its soluble BMP cleavage product in neural crest delamination. *Development* **134**, 491–501.
- Steinmetz, P. R. H., Aman, A., Kraus, J. E. M. and Technau, U.** (2017). Gut-like ectodermal tissue in a sea anemone challenges germ layer homology. *Nat. Ecol. Evol.* **1**, 1535–1542.
- Technau, U. and Steele, R. E.** (2011). Evolutionary crossroads in developmental biology: Cnidaria. *Development* **138**, 1447–1458.
- Thurmond, J., Goodman, J. L., Strelets, V. B., Attrill, H., Gramates, L. S., Marygold, S. J., Matthews, B. B., Millburn, G., Antonazzo, G., Trovisco, V., et al.** (2019). FlyBase 2.0: the next generation. *Nucleic Acids Res.* **47**, 759–765.
- Tucker, R. P. and Adams, J. C.** (2014). Adhesion networks of cnidarians: a postgenomic view. *Int. Rev. Cell Mol. Biol.* **308**, 323–377.
- Voolstra, C. R., Li, Y., Liew, Y. J., Baumgarten, S., Zoccola, D., Flot, J.-F., Tambutté, S., Allemand, D. and Aranda, M.** (2017). Comparative analysis of the genomes of *Stylophora pistillata* and *Acropora digitifera* provides evidence for extensive differences between species of corals. *Sci. Rep.* **7**, 17583–14.
- Williams, E. J., FURNESS, J., WALSH, F. S. and DOHERTY, P.** (1994). Activation of the Fgf Receptor Underlies Neurite Outgrowth Stimulated by L1, N-Cam, and N-Cadherin. *Neuron* **13**, 583–594.
- Winklbauer, R.** (2012). Cadherin Function During *Xenopus* Gastrulation. In *Adherens Junctions: from Molecular Mechanisms to Tissue Development and Disease*, pp. 301–320. Dordrecht: Springer Netherlands.
- Zerbino, D. R., Achuthan, P., Akanni, W., Amode, M. R., Barrell, D., Bhai, J., Billis, K., Cummins, C., Gall, A., Girón, C. G., et al.** (2018). Ensembl 2018. *Nucleic Acids Res.* **46**, 754–761

Figures

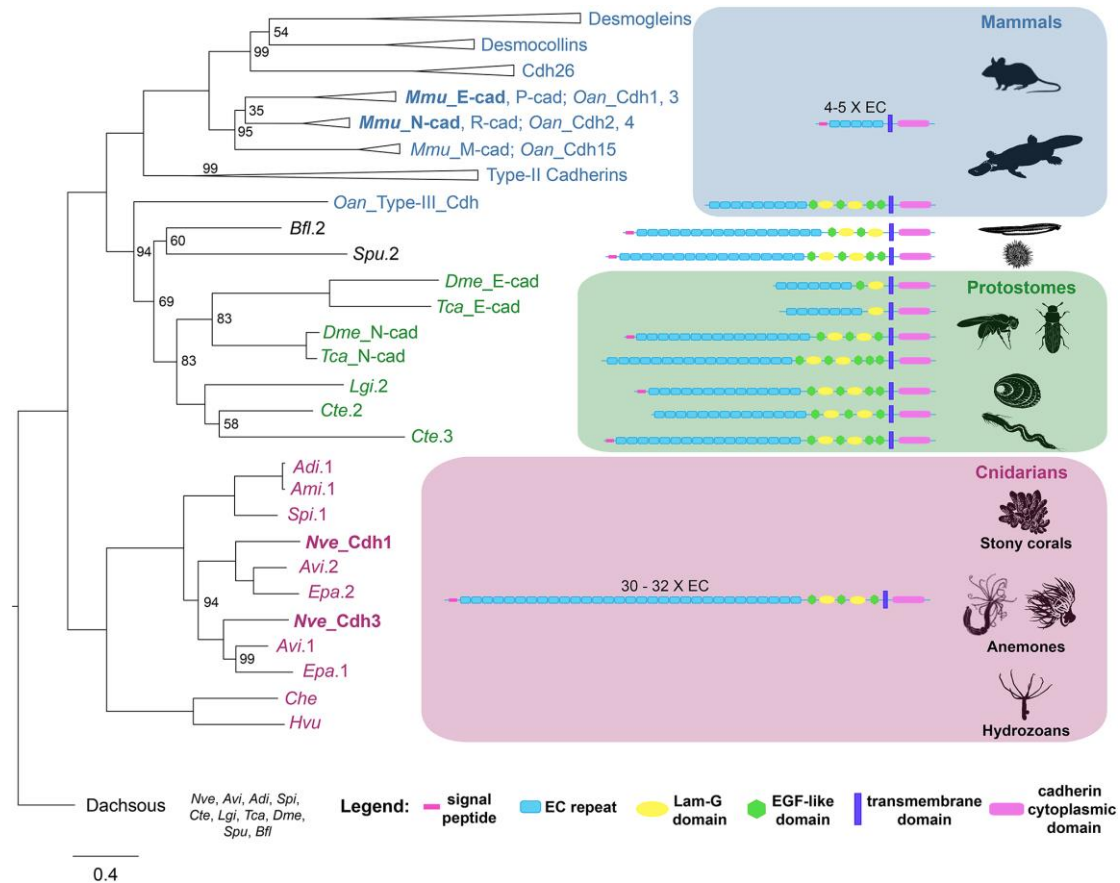


Fig. 1. Maximum likelihood phylogenetic tree of classical and other cadherins.

Sequences of all proteins containing a cytoplasmic cadherin domain were extracted from the genomes and transcriptomes of *Mus musculus* (*Mmu*), *Ornithorhynchus anatinus* (*Oan*), *Branchiostoma floridae* (*Bfl*), *Drosophila melanogaster* (*Dme*), *Tribolium castaneum* (*Tca*), *Capitella teleta* (*Cte*), *Lottia gigantea* (*Lgi*), *Nematostella vectensis* (*Nve*), *Anemone viridis* (*Avi*), *Exaiptasia pallida* (*Epa*), *Acropora millepora* (*Ami*), *Acropora digitifera* (*Adi*), *Stylophora pistillata* (*Spi*) *Clytia hemisphaerica* (*Che*), *Hydra vulgaris* (*Hvu*). Proteins with no annotation in their respective databases were assigned an arbitrary number. All gene names are based on the respective databases' annotations, except for *Oan* Type-III Cdh, *Nve* Cdh1 and *Nve* Cdh3, which were annotated based on the findings from Hulpiau and van Roy (2011). Dachsaus cadherin proteins, which also contain a cytoplasmic

cadherin domain, were used as an outgroup. The number at the nodes indicates the bootstrap support; nodes with no label have 100 % support. Domain organization is shown on the right. Some proteins lack a signal peptide. It is either an indication of a truncated protein (e.g. *Che*, *Avi*) or can be a result of assembly mistakes in a gene model.

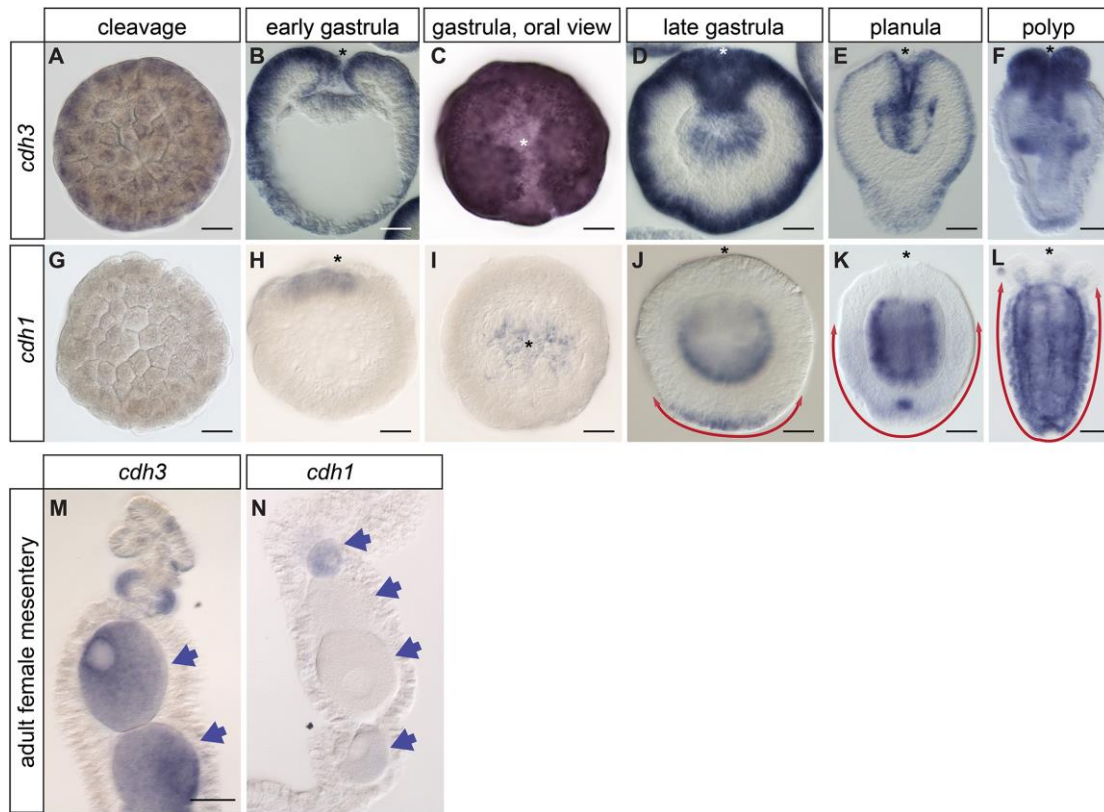


Fig. 2. *cadherin3* and *cadherin1* expression is highly dynamic during early development and polyp growth. (A, G) Cleavage. (B, H) Early gastrula, lateral section. C, I: Early gastrula, oral view. D, J: Late gastrula, lateral section. (E, K) Planula, lateral section. (F, L) Primary polyp. (M, N) Adult mesentery section. Double-headed arrows show an expansion of *cdh1* expression on the aboral pole. Arrows show the eggs. Asterisk indicates an oral pole. Scale bar (A-L) 50 μm ; (M,N) 100 μm .

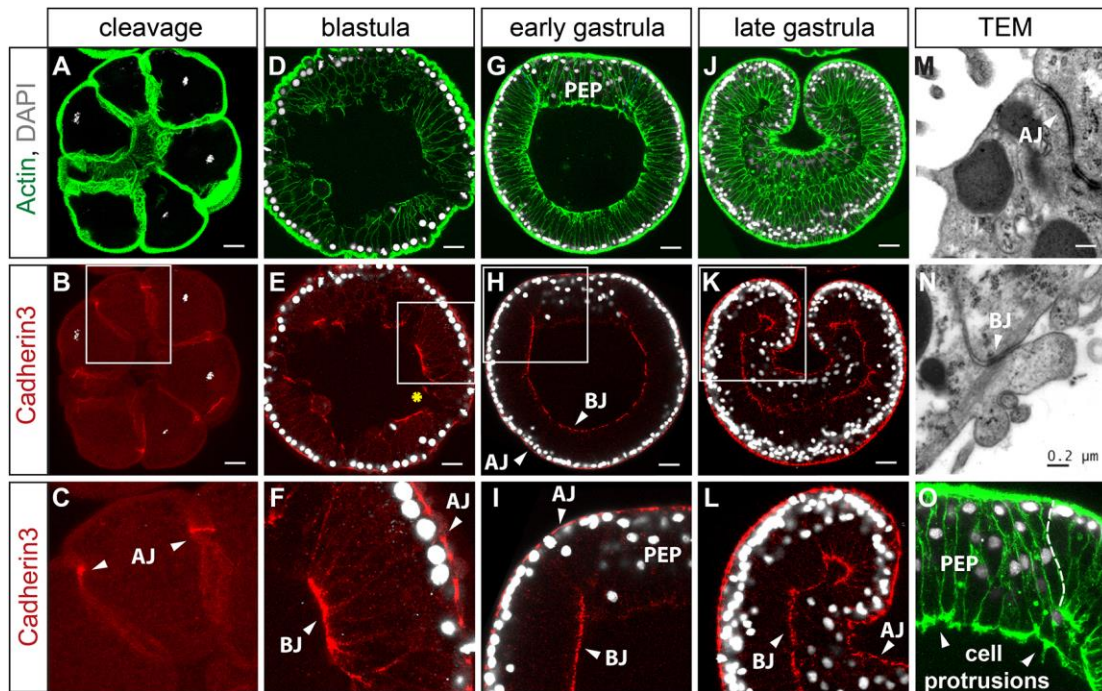


Fig. 3. Cdh3 is a major component of adhesion complexes during cleavage and gastrulation. (A-F) Besides apical junctions (AJ), strong basal epithelial contacts (BJ) form in the blastula during epithelialization. (G-I) As the pre-endodermal plate (PEP) starts to invaginate, Cdh3 disappears from the basal junctions and decreases in the apical junctions in the pre-endodermal plate. Ectodermal cells preserve both apical and basal cell contacts. (J-L) Late gastrula. Apical junctions are present in the ectoderm and in the endoderm. (M-N) Transmission electron microscopy (TEM) of the *Nematostella* epithelium. (O) Cell protrusions on the basal side of the PEP. Apical cell-cell junctions (AJ); basal cell-cell junctions (BJ). Yellow star (*) is located next to the dividing blastula cell. Scale bar 20 μm ; Scale bar M-N: 0,2 μm .

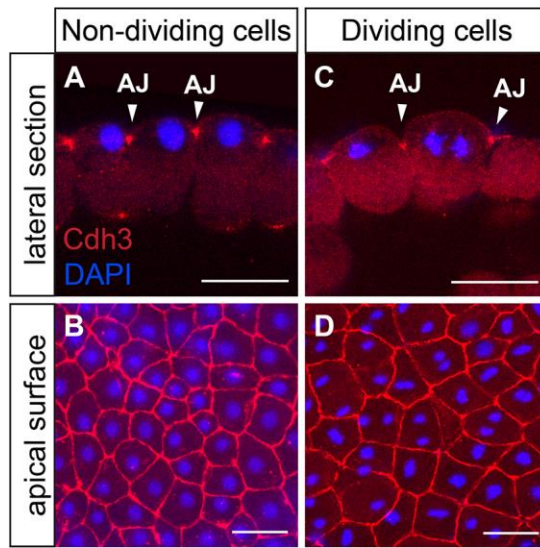


Fig. 4. Cdh3 apical junctions localization and cell polarity are preserved during the cell division. (A, B) Non-dividing blastula cells. (C, D) Dividing blastula cells at different mitotic phases. Scale bar 25 μ m.

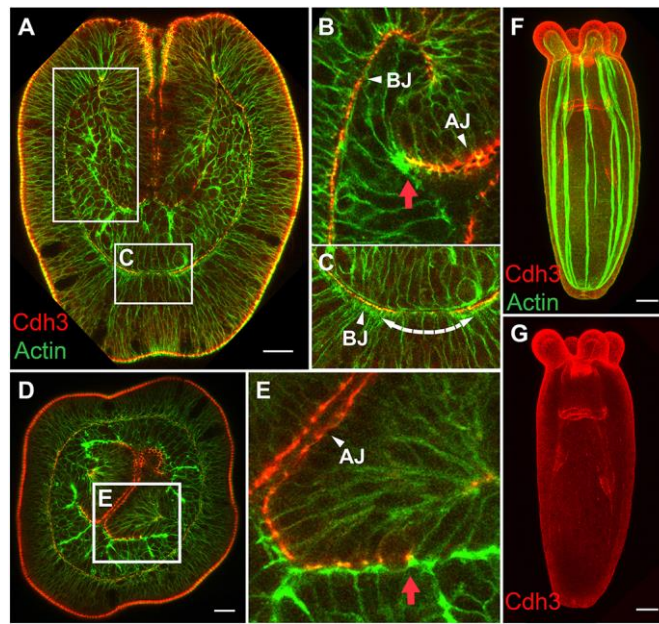


Fig. 5. Cdh3 marks the boundary between ectoderm and endoderm.

(A-C) Lateral section of planula. (D, E) Cross-section of planula. Ectodermal-endodermal boundary in the pharynx is distinctly labeled by Cdh3 localization in the cell junctions. (F, G) Primary polyp. Cdh3 is expressed exclusively in the ectoderm, forming apical and basal adherens junctions. Red arrow indicates the boundary between the last ectodermal and the first endodermal cell. Scale bar 20 μ m.

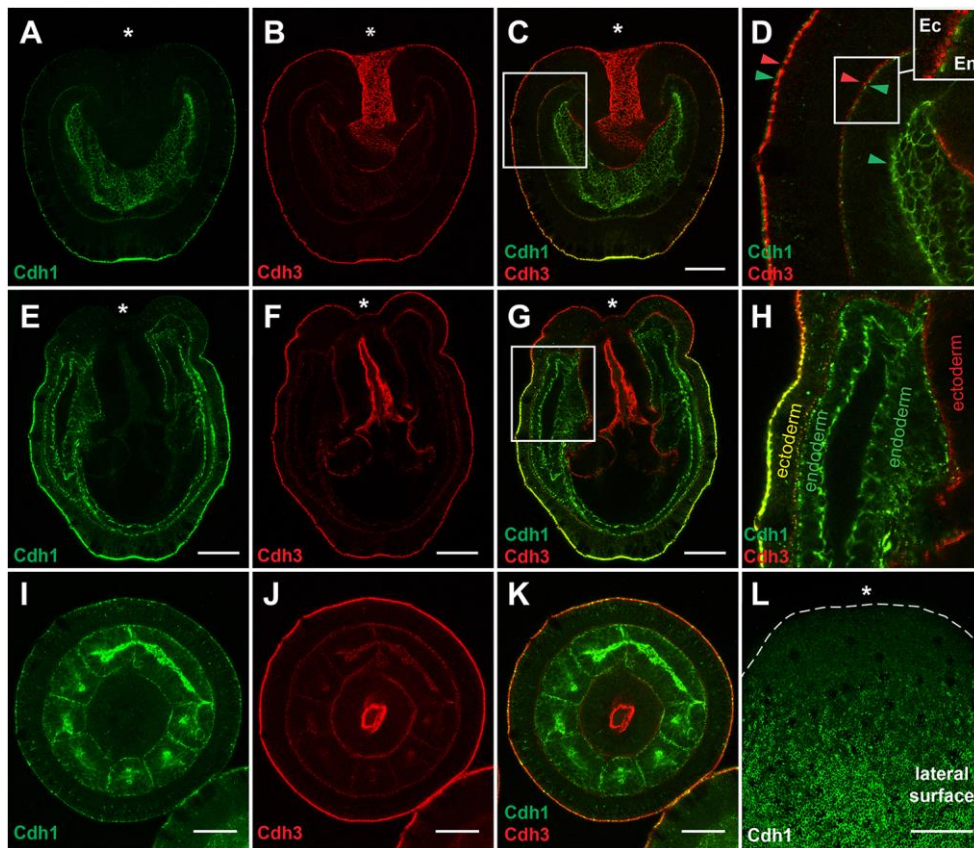


Fig. 6. Cdh1 and Cdh3 protein localization during germ layer differentiation. (A-D) Planula lateral section. D is an enlargement of an area shown in C. (E-H) Lateral section of the primary polyp. H is an enlargement of an area shown in G. (I-K) Planula cross-section. (L) Surface of the planula, oral part of the ectoderm is free of Cdh1. Cdh1 is localized in the apical and basal junctions of the endoderm, as well as in the apical junctions and basal junctions of the aboral ectoderm, especially in the area of the apical organ. Cdh1 is gradually disappearing from the ectoderm towards the oral pole and completely excluded from the ectoderm of the tentacles and the pharynx. Cdh3 is localized to the apical and basal junctions of the body wall ectoderm, ectoderm of the pharynx and is completely excluded from the endoderm. Asterisk marks an oral pole. Scale bar 50 μ m.

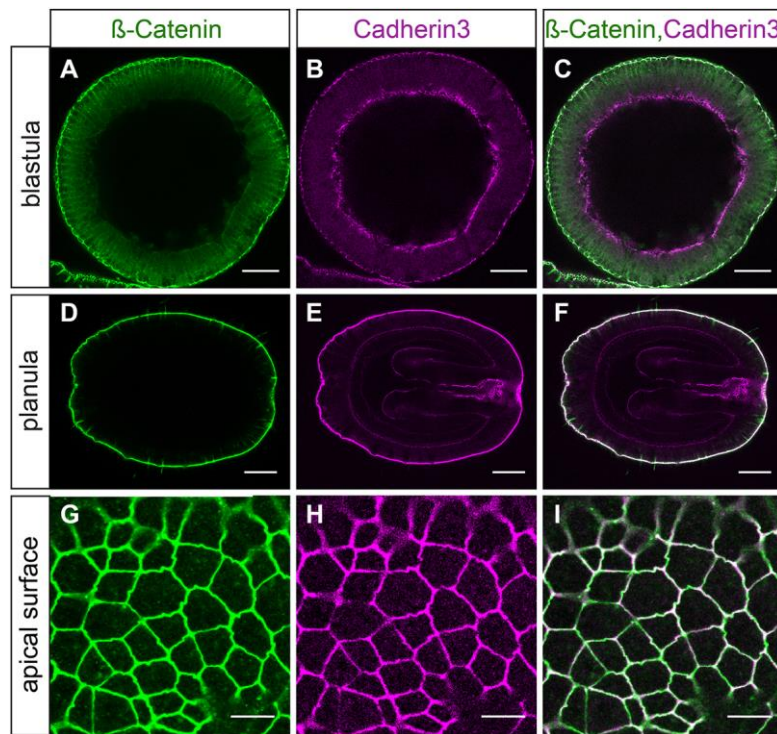


Fig. 7. Cdh3 and beta-catenin are co-localized at the apical cell junctions of the ectoderm. (A-C) blastula stage. (D-F) planula stage. (G-I) Apical surface of the ectoderm. Note that only weak beta-catenin staining can be detected at the basal ectodermal junction and none in the endoderm. Scale bar (A-F) 50 μm ; (G-I) 10 μm .

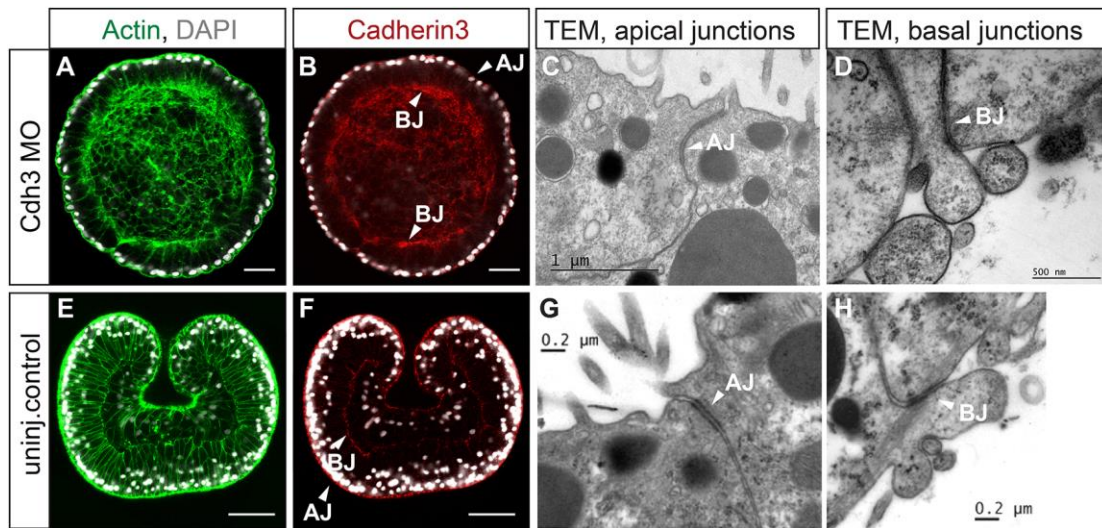


Fig. 8. Cdh3 knockdown blocks gastrulation movements. (A-D) Cdh3 morpholino (MO) injected embryos, 28 hours post-fertilization (hpf). (E-H) Control embryos, 28 hpf. Apical (AJ) and basal (BJ) cell junctions of Cdh3 morphants look very similar to the cell junctions of the control gastrulae. Scale bar (A,B,E,F) 40 μ m.

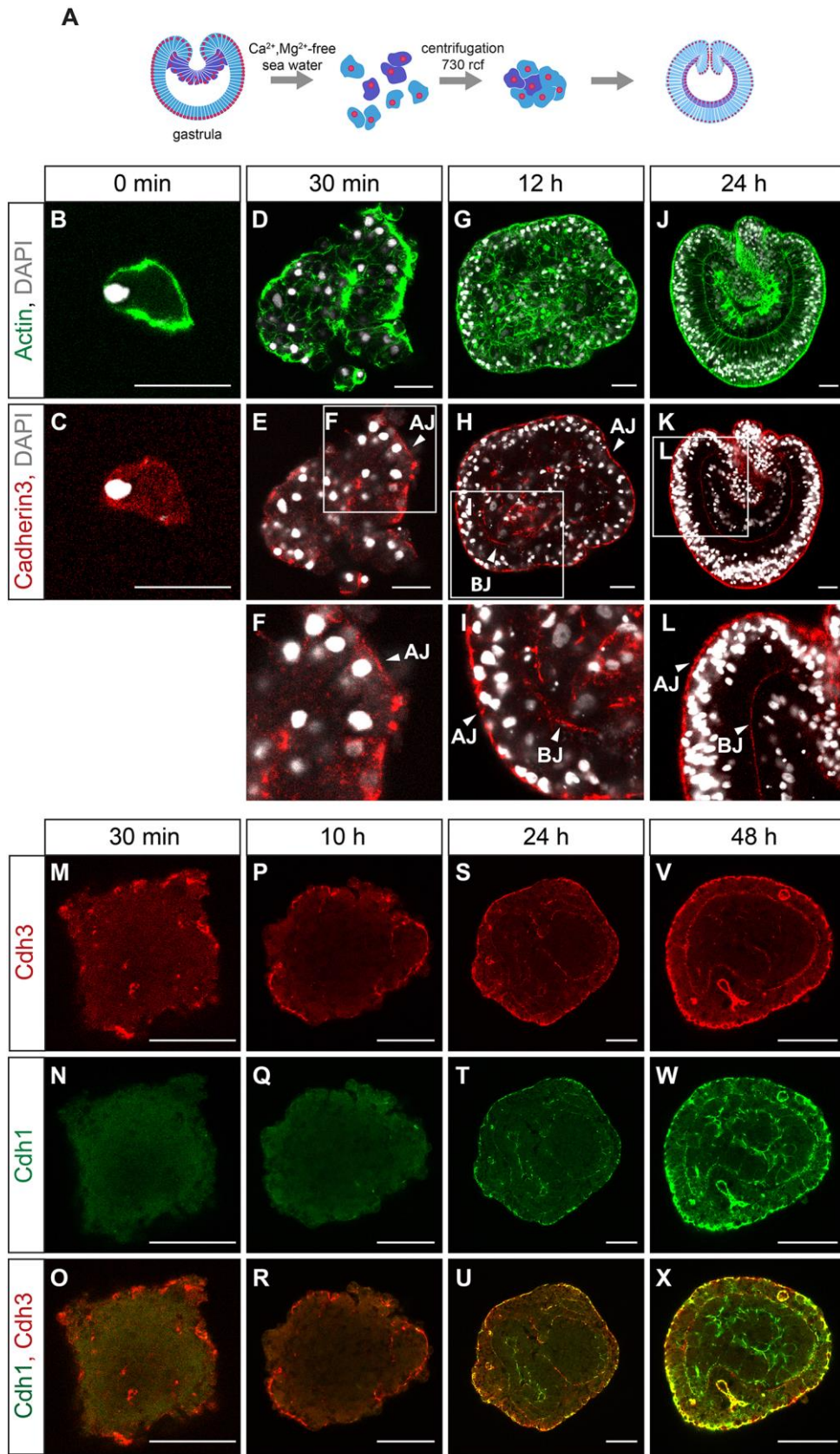


Fig. 9. Reestablishment of the polarity and de novo germ layer formation

in the cell aggregate. (A) Scheme of the experiment. (B,C) Dissociated cells do not show polarized Cdh3 localization. (D-F) Epithelialization of the cell aggregate starts ~30 min after re-aggregation in small groups of cells. (G-I) 12h after dissociation the ectoderm of the aggregate is fully epithelialized. (J-L) 24h. Aggregate forms two germ layers. (M-X) Cdh1 protein appears at the junctions at 24h of aggregate development. At 48h after re-aggregation Cdh1 is broadly expressed in both germ layers. Apical junctions (AJ); Basal junctions (BJ). Scale bar (B-K) 20 μm ; (M-X) 50 μm .

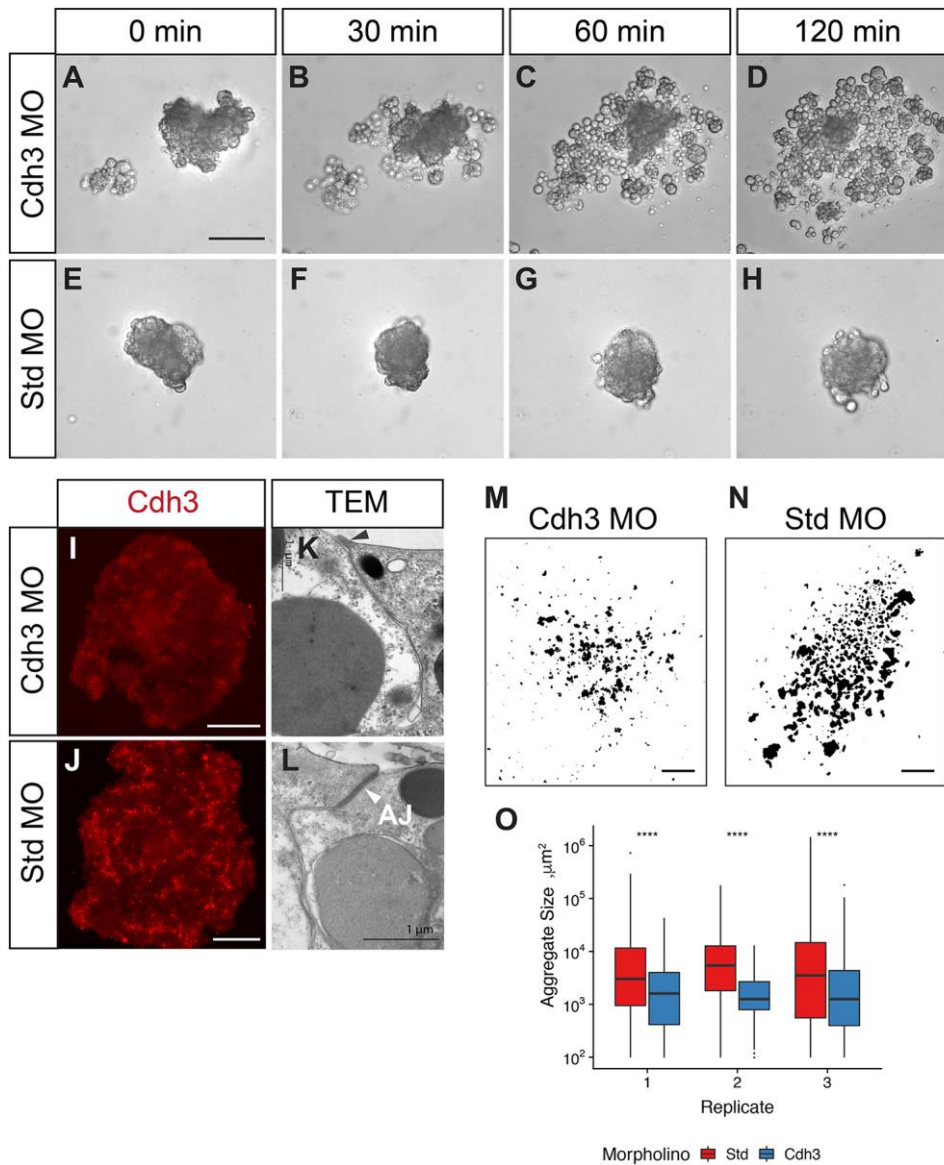


Fig. 10. Cdh3 MO aggregates fail to form adherens junctions *de novo*. (A-D) Cdh3 morpholino (MO) aggregates do not form new cell contacts, fail to develop and fall apart into cells. (E-H) Standard (Std) MO control aggregates stay compact. (I,J) Down-regulation of Cdh3 protein in the Cdh3 MO aggregates. Confocal microscopy, Cdh3 antibody staining. (K,L) TEM of the apical adherens junctions. Apical cell junctions (AJ) of the Cdh3 MO aggregates are much less pronounced than AJ in the control aggregates. (M,N,O) Cdh3 MO aggregates are significantly smaller than Std MO aggregates. Distribution means within each replicate were tested for significance using a two-sided unpaired Wilcoxon rank-sum test (****: $p < 0.0001$). Scale bar (A-J) 50 μm ; (K, L) 1 μm . (M,N) 1 mm.

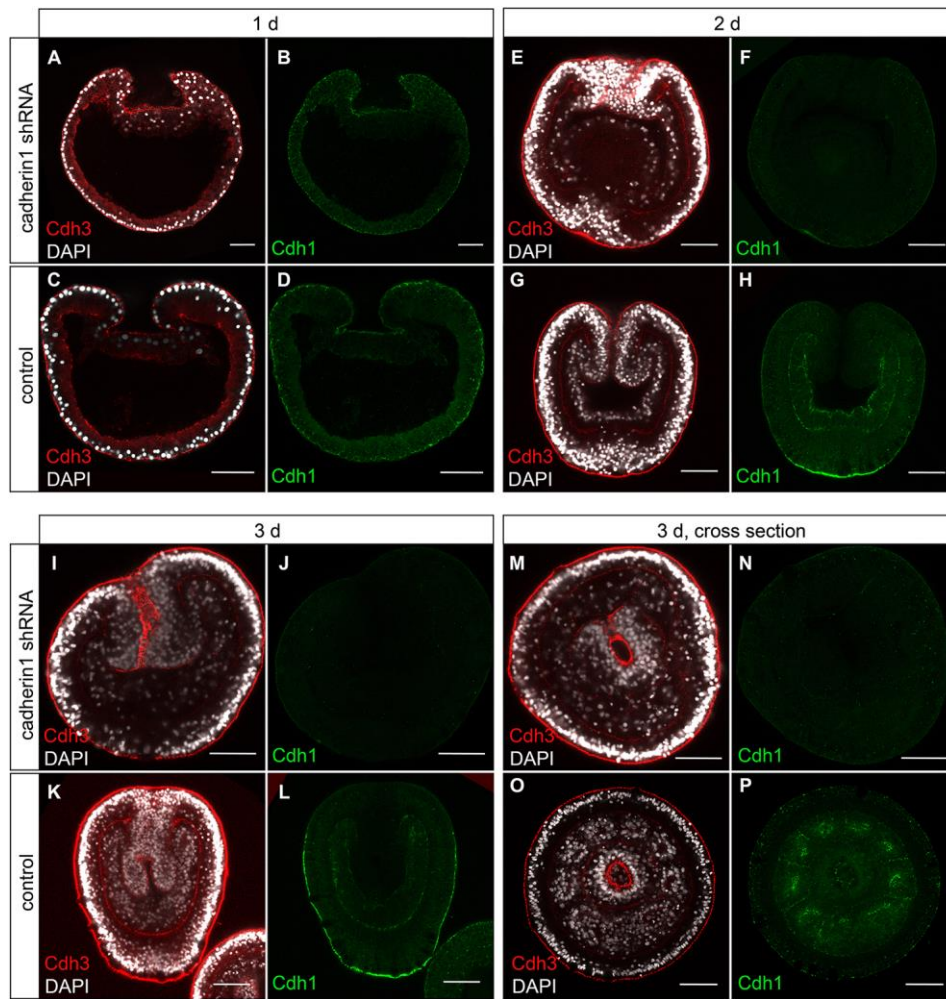


Fig. 11. Mesenteries do not develop upon Cdh1 knock-down by shRNA injection. Cdh1 protein expression is strongly down regulated. (A-D) 1 dpf, gastrula stage, lateral section. (E-H) 2 dpf planula, lateral section. (I-L) 3 dpf planula, lateral section. (M-P) 3 dpf planula, cross section.

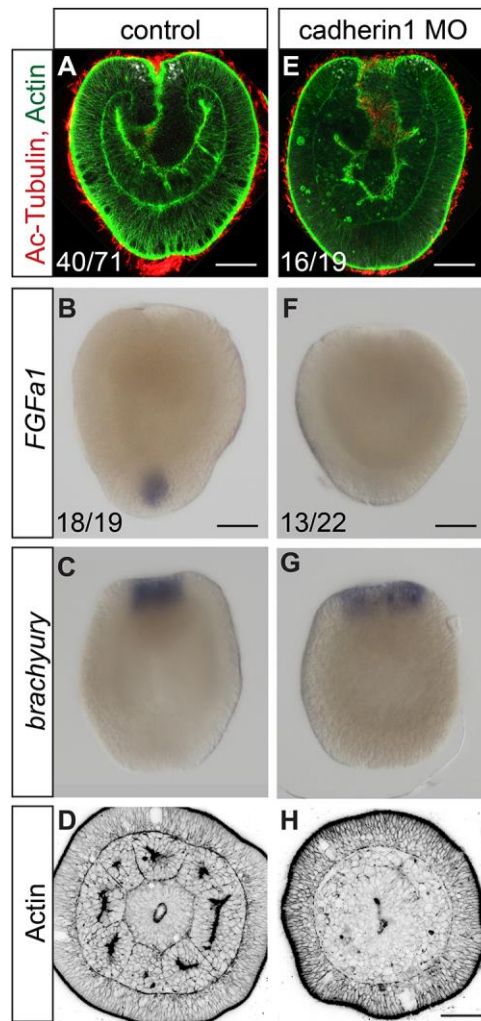


Fig. 12. Cdh1 knock-down impairs apical organ development. (A-D) Control embryo. (E-H) Cdh1 MO knockdown. Apical organ fail to develop (acetylated tubulin antibody staining). *FGFa1* is not expressed. Mesenteries do not form (phalloidin staining). *Brachyury* expression is normal. Scale bar 50 μ m.

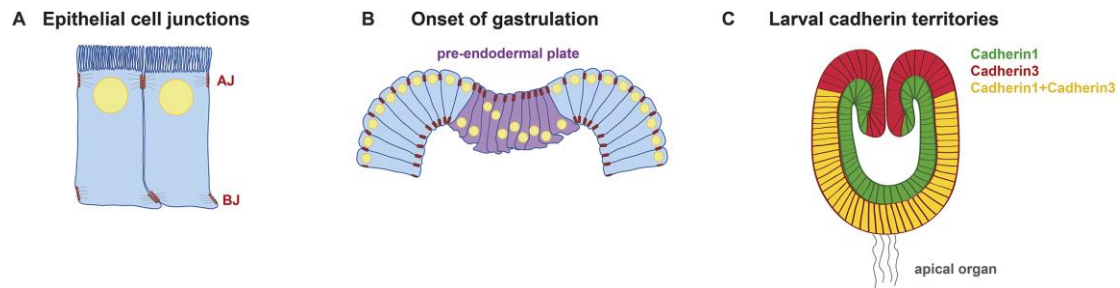


Fig. 13. Cadherin localization during early development of *Nematostella*.

(A) Schematic depiction of the apical and basal adherens junctions in both epithelial cell layers. (B) The onset of gastrulation is characterized by a downregulation of Cdh3 in the basal junctions, accompanied by apical constriction, migration of nuclei to basal positions, formation of filopodia. (C) Overlapping and specific expression domains of Cdh1 and Cdh3 in a planula larva.

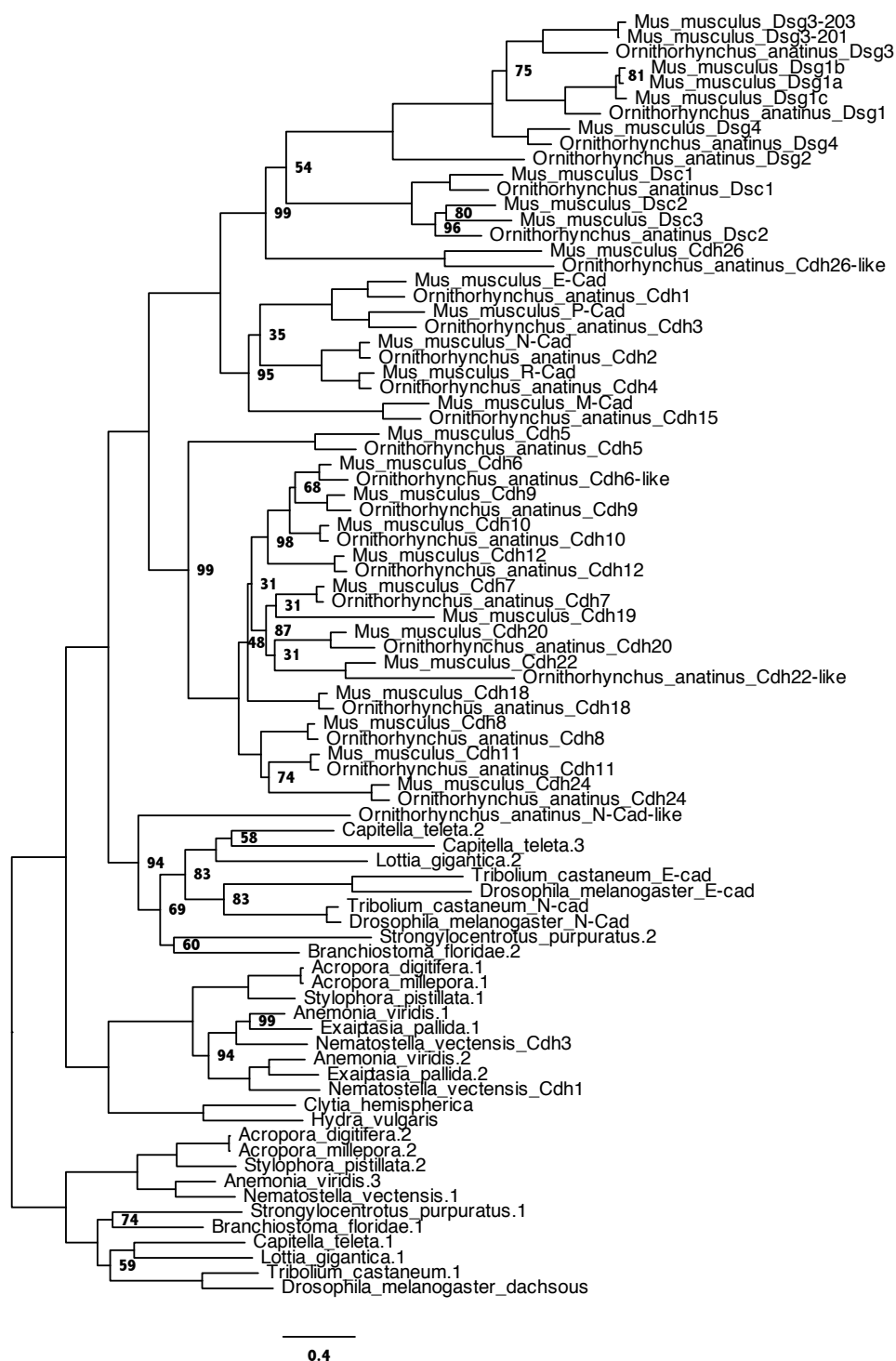


Fig. S1. Phylogenetic analysis of classical cadherins. Extended version of the tree in Fig.1. Dachsous cadherin proteins were used as an outgroup. The phylogenetic tree was constructed with the maximum likelihood method in IQ-tree. The number at the nodes indicates the bootstrap support from the maximum likelihood method.

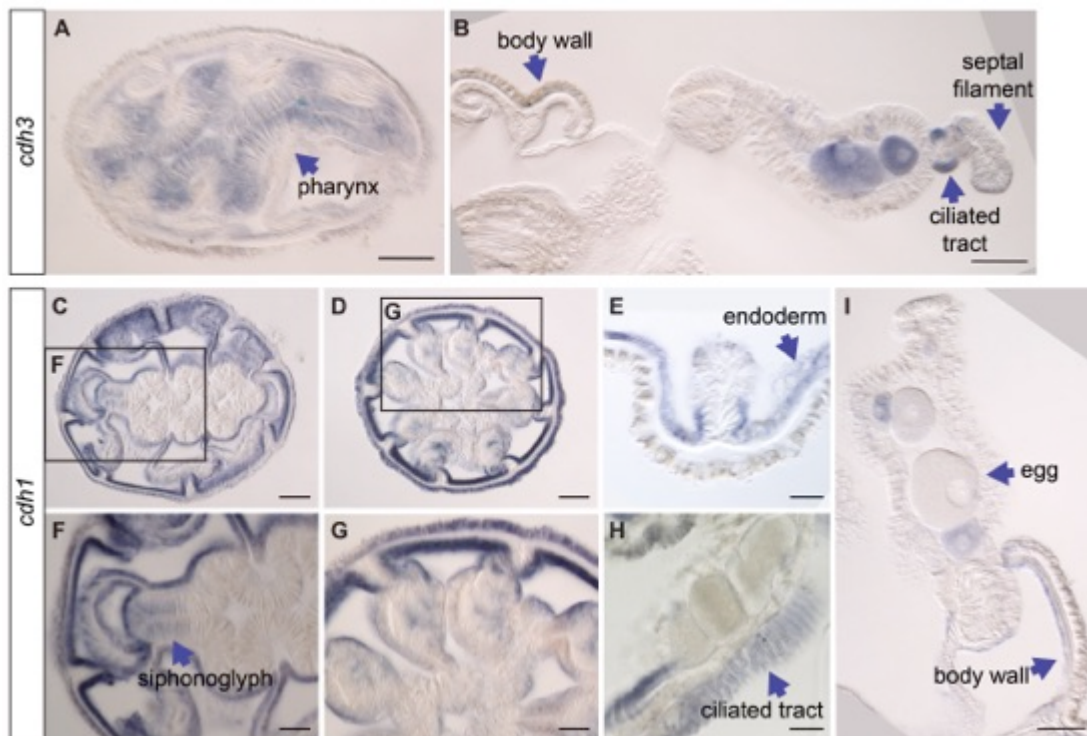


Fig. S2. *cdh1* and *cdh3* expression in adults and juveniles. (A-B) *cdh3* is expressed in the ectoderm of the pharynx, septal filaments and ciliated tract and in the oocytes. (C-I) *cdh1* is expressed in the endoderm, ciliated tract, ciliated lobe of the pharynx – siphonoglyph and small oocytes. Scale bar A-D, I: 100 μ m. Scale bar E-H: 50 μ m.

Cdh1	MSAGRLA AVLTTPLLF LSLKTFQLAKAQDTLIEVNFDEGRPARSSVYLF DSS-SGDVFS	59
Cdh3	--MGLDGSASLGF LVLFTLLSSLTTTGHQAQTIESASVPENEPEGFRVFSFSPSPSNEIYS	58
	* . . . * : : : : * . : : : : * : : * * . . * * : * * * * . : : : : *	
Cdh1	LYQA---DPTVPLLFQISEVGHVTSTQEIEYEIGKTNKYDLTVLQRPRGETLGGIAITL	115
Cdh3	FFRALDTASQSALRLFDISEDGVVVTKNPLVYTDGEEENLYVLTVLRQRGMTEGGIAWTL	118
	:::* . . . ** : * * * * * . : : : : * * : * * * * * * * * * * * * * * * * *	
Cdh1	RITILDVNNFHPVFQLSQGEHYEGFVKEGTAENTIVEGLEQCHATDRDTSGIRGYSIISG	175
Cdh3	RITVTDTNFQPTFGA--DLYLGYIAEAAAQGTTVGGLEKCHAEDKDRSGIDRYEIVSG	175
	** : * . * * * : * . * : * * : * : * : * * * * : * * * * * * * * . : * : * *	
Cdh1	NEKGYFKVETVQIGSGVTSRKFLVLKTTGKPIVRDDNNPYIMLTVQVTDGGNPSHSGTAN	235
Cdh3	NERGYFVAETKTVG---AQKFLVLKATNTRIVRDPARPSITLTVRANDGGGL--HGTTR	229
	** : * * * * . * * : * : * : * * * * * : * . * * * * . * * * * * : . * * * * . * * : *	
Cdh1	IRVNVEDANDQTPVFESSQYRETAIENTPIQTSVLRVRATDKDDGTNGGIYYMKNPVNS	295
Cdh3	IQIDIQDTNPNPVEKSEYTVTVGEDTPVMTSILRVRARDADIGRNGGIYYLRLNTQ--	287
	* : : : : * : : : : * * * . * : * * : * : * : * : * * * * * * * * * * * * : * *	
Cdh1	YFTIDAITGVIRVAKTLDYNARDKHTLYISARDRGDPPTSAAEATVEISLRENIQGWPLP	355
Cdh3	DFTIDAITGVIRPIRMLDFQSGQRTLEV TARDRGSSPKAA-NVNVQVTIRSDISGYPPV	346
	* * * * * * * * * : * * : : : * * : * * * * * . * : : : . . . * : : : * : * * * : *	
Cdh3 antibody 1		
Cdh1	DS--ADPKENTKPYFP-QSRYTFSIREDFPKCALLVMRAADNDPIGPNKRLRYSLSGNG	412
Cdh3	VVPSSSDRNRPPVFEKSSFTLSIREDFPVNGAIQVVKANDPDAGSTNGQLRYSLSGN-	405
	. . . * * * * * * : * : * * * * * * : * : * : * * * . * : * * * * * * *	
Cdh1	VSKFAIDPESGVVTLTDSVDYENTPNNHVYDLTVTATDQ--GPGSLSATTQLLIEIQDVD	470
Cdh3	-NNFAIDSTSGVVTLQTQLEYKGNPAQDVIDLVV TATDRNGQSGALSASVNLKIEVLVDVD	464
	. : * * * * * * * * * . : * : * . . * . * * * * * * * : * * * * : * * : * * *	
Cdh1	ENKNSPRFDPQQAILEISENLKQNSLVTTVSATSDSDSVGNPSSPDGKVVYSIVGGTGLGV	530
Cdh3	DNNNAPVFNPPQLELTVSEDSAVGRTIRRVSATDSD-----DGSDGQVVYSIIQGSGLGV	519
	* : * : * * * * * * * * : * * : . : * * * * * * * . . * * : * * * * * : * : * * *	
Cdh1	FRVDSNTGEVKVAVPSLDREGTSQYTLVVKASDNATFPRSSRFLMINLLDEDDNFPYFS	590
Cdh3	FQVQATTGDLIVAAP-LDREKMSFYDLVIKAEKATFPKSSNLYVMVKIQDVDHFPQFT	578
	* : * : . : * * : * * . * * * * * * * * * * * * * * * * * : * * * * * * * *	
Cdh1	QPIYIAQVPENQPSGTFVTVVVGRADEGFNPSYTVITPGVPYKIEPSTGVIRT SKSLDQ	650
Cdh3	QPMYYAKAPEKSPENTFVTVVVDHDLGESVSYSI-TGASSFKIVPTSGLILTTGPIDL	637
	* * : * * : * * : * . * * * * * * * * * * * * * * * * * : * * : * * : * *	
Cdh1	SEL-STRELQVIV-RVSTAGSKTADGQVNITVISKVNRPPVFKNTPYSVKVPPEMGLPLN	708
Cdh3	TTEPSTYELVVTATSTNYGTTKRATGQVNVEITSKTESPPVFKNTPYAVSVPENQGSIAN	697
	: * * * * * . . . : * * * * * : * * . : * * * * * * * * : * * * * * : *	
Cdh1	LFCIAAVDSLSPVQYTLAPGADGLFEVDKDSGRLHTKNSFNENVDRYNLRIEARTSSV	768
Cdh3	LVCVA AIDTKGQPV IYSIESRG-EPFGIDSKSGRFSSLQSFYETADKYRIQISAQSGTA	756
	* . * : * * : * : * * : . * : * . * * * * * : : * * * * * . * . : * * * * : . . .	

Cdh3 antibody 2

Cdh1	QEVA--SASLTVEVTEEKDLPKFSSDSYQLTVDESAAAGTTLAPGLLIIDSSTSSDQFDC	826
Cdh3	PNIMTSSSDVAITIKDEKDPQFSQSEYKVSVPEDASVRSTLSRGIRFVDEDTLSTQLEC	816
	: : * : : : : : : * * * * * : * : : * : : * : * * * : * : :	
Cdh1	SMEAITSLHTLYNFEVTQQSGRCFLRVQAGGKLD AHLASKYTFNVRATDRNFRNMFATAQ	886
Cdh3	SMEEMTSRIPLDYLSVVQDGGECKFVIE--KTLDTFVASKFTFDMKVTDKNFPGMFATK	874
	** : * * : * : * : * : * : : : * : : * : * : * : * : * : * : * : * : * : * : :	
Cdh1	VEVNVIDVNDHKPEFLQESYWLSVPSSTPAGSSLVTVQAEDMDIGTNAQVRYELLRQEN-	945
Cdh3	VEVTVTDNTYTPVFSRSTFWASKPDTLPTDTSVMQLSIIIDKMGSLGEVTVYQLIDPTVS	934
	** * * * : * * : * : * * * : * : * : * : * : * : * : * : * : * : * : :	
Cdh1	-----SERFILNDNNQLSTASTLTPNVRYQLLIRASDSATRNPSSAQVPVYVSVYSPSE	999
Cdh3	AGETSGYDRFRVDDSGMIESTNILTANTLYKLQAKAKDGGG-PALEATVDVFISVYPSDD	993
	: * * : * : * : : * : * * * * : * : * : * : * : * : * : * : * : * : * : :	
Cdh1	SPIVFDKSSYNQNPEDSSANTLVFTAKATRSGSSSGITYELVGGYKQIGEAMFSIKPDT	1059
Cdh3	TPVRFSONPYSASIAENSPLNTEVFRATATKSGSSSGIAYSLVGGQIENGNTMFSIDS-S	1052
	: * : * : * : * : * : * * * * * * : * : * * * : * : * : * : * : * : * : :	
Cdh1	GQVYL IKKLD FETKSYFPIAVRAKYSGGAI ELASEVVAKVTIVD VNDNGPRFAFHESKST	1119
Cdh3	GRVLLLRLQDRERTKSYKLYVRGTYTGGSLTLATDVECLVTVTDVNDNTPLFTFDRVKNQ	1112
	* : * * : * : * * * : * : * : * : * : * : * : * : * : * : * : * : * : * : *	
Cdh1	VVIDSFSAKDTQLVQARALDADSGSLGEVTYGIDGGRSTSNLFPNINVKTGMIFATREIL	1179
Cdh3	FVVDNYAPANTI IATLRAVDSDEGANAQVTMSIQGT-VPSNAPFTIDTPSNVLKTTTKLS	1171
	. * : * : * : * : * : * * : * : * * : * : * * * : * : * : * : * : * : * : :	
Cdh1	YTQGSYYIIIVVATDGATDGSQKIQKFTVNVQVLDTPRPPSFPQKTY SAPVTETAGVGD T	1239
Cdh3	--TVIDYQITVRATDKG--SPPQYSETTVIVKVLNIQTTPVFGQAKYTVDVQENTKVGQQ	1227
	. * * * * * : * : * : * * : * : * * * : * : * * * : * : * : * : * : * : *	
Cdh1	VTTVRAVYKPN AFLKYTFVSGNEDNTFCVNGFGIISVAKSLDREKVAGYTLGMRVTLGQ	1299
Cdh3	VISVKATYGD SNGLLQYSFVSGN LGDAFCIDSSGQITVAQPLDREVLPSYTLRVRVALGN	1287
	* : * : * : * : * : * * : * : * : * : * : * * : * : * * : * : * : * : * : *	
Cdh1	HVDDTTVYVNLTDINDDAPHFTSAIYRRS IKEGLAEDTEILPPVIAVDHDFG SNGKILYS	1359
Cdh3	NEDFTEV FVSLTDINDDSPFTTKSVYEFFANEDISSGTS-IGKVAATDRDSGSHGQISYR	1346
	: * * * : * : * : * * : * : * : * : * : * : * : * : * : * : * : * : * : *	
Cdh1	ILSGVHPDWDKYFNIDSATGKIT--TKMTLDYETHKSHTLFI RAEDNGSPKRLSGIAQVD	1417
Cdh3	FLYASDIQMDKFDLDQTTGIIISLASGKSLDYEDISMHVLFVRAEDNGAN-KLSAIAEVR	1405
	: * . . : . * : * : * * * : : : * : * * . * : * : * : * : * : * : * : * : *	
Cdh1	IDVIDRNDNSPVFAAAFYRAKISLGAVKGT SVLQVHATDLDSGQNGQITYSIIQGN EEEA	1477
Cdh3	IYLRDINDNDPKFSAASYHAKLSLDAPVLEHV VQVTATDLDTANNGRIRYSIVAGNQE GA	1465
	* : * * * * * * : * : * * : * : * : * : * * * * : * : * * : * : * : * : *	
Cdh1	FTI-NEQGVILVDKSLTTVAADKFS LKVEARDKNASPRSGSVTVEINVYLPDGPPMFVVS	1536
Cdh3	FQVLT DNGLIRVAKSLTTVAASSFLLTLEAADSGDPERKGSVNVQVNVFLPDGPPKFVLD	1525
	* : . : * : * * * * * * . * * : * * * . * * * * : * : * : * : * : * : * : *	

Cdh1	PVTVYVKEGVPANHRVAGVKAATSEALTYTLLSGNEAGMFRINPSTGSLDATRELDYEER	1596
Cdh3	PVIVNATEGIAANQRVAVAKAATSEALKYEILSGNTNDMFAINPSSGVILTTRELDYEEA ** * ..** : ** :*** .*****.* :**** .** ***** : * : *****	1585
Cdh1	RRYELKIEARDTRDRSAMVELIIIVVNINDNKPTFVDIVDQGIDRKAIGTCSPTDIAEGE	1656
Cdh3	TGYIMNIIARDTRDRSASVQVIINVVNINDNEPMFPGETNGQIDRKVAGPFAPGFI---- * : : * ***** * : : * ***** : * * . . : ***** . * : * *	1641
Cdh1	VITRLGAFDRD-GDEITFIVPDDVKDLFKIDSRGVVTAKKPIEDLPKIYPFNVKALDNGE	1715
Cdh3	-ATRLTAVDKDIGDRVYYKISIEAENYFTIDERGQLICKNDLKGIASPFRFTIEARDGGL *** * . : * ** . : : : : : : : * . * . * * : . * : : : : . : * . : : * * . *	1700
Cdh1	PPQETDVKVRLVFVHYRPDQKHVRVNVREDTPTGSVIATVRRYFPNGIVSLLLPEKANFS	1775
Cdh3	PQKVHTANVLLVFVKYRPKQPVRVTVPETTRAGTVITRVPRYFPPTGEFSIVYPENTNFT * : . : * ***** : * . * * * : * : * : * * * * * . * . : : * : * : * :	1760
Cdh1	VRANGDVILLTPLDYESQQFHRMTVREEL--GNQTNVDVDVEVVLDVNDNRPIWMERERL	1833
Cdh3	IDNDGNVTLNRPLDYEEIAFTLITVREKQASGPLENYIDVEITVLDVNDNAPVFTMISTL : : * : * * ***** . * : ***** : * * * : ***** . ***** * : : . *	1820
Cdh1	ARVNTNSRAGAQVYQLEARDEDDGSSGLVGYQLKSPSNDAKRKRSPQHPFTINPKTRQ	1893
Cdh3	GRVNSNSRAGATAFQLQARDLDSGNSGLIGFQLENIP-----TLFMINPLTRQ . * * : * * * * * . : * * : * * * * . * . * . * : * : * : * . * * * * *	1868
Cdh1	MEVAG-SLKDQRYDLDFVAFDYGIPRLTSDTITLNVDSAGQQLPPRFKSVSYHFVMSD	1952
Cdh3	IEVGQPRQLQTSRYGLDIIPFDYKPSVNGTKATVDIE--TVQSPPVFNESYTFVTSER : * * . * : * . * . * : : * * * * * * * * . . . * : : : : : : * * * * . : * * * * *	1925
Cdh1	AKYLSLVGIILARSISGARLDYKIVSGNVGDKFIAMGDGRILLNSLLDFERDQTQYNLKV	2012
Cdh3	APTMTKIGDVTAVSVSGARLSYTIIEGNTGDKFLAKDNGDIVLNSLLDFERDQSVFNLKV * : : * : * * * : * * : * * * * . * . : * . * * * * * : * . : * * : * * * * * * * : * * * *	1985
Cdh1	KATEQIPDGLDSTVDVKIDVINANDHFPYFDQQLYSVQIPESTAVGVLVQEVTAKDCDCL	2072
Cdh3	EAKEQIPKGLSSEVDVTITVINANDHFPYFDQQLYSVQIPESTAVGVLVQEVTAKDCDCL : * . * * * . * * . * * * * * * * * . * * * * * : * : : * * * * . * * : : * * * * * *	2045
Cdh1	SSCTCSPGFLTYISIEPSKEQGGKFYIDPATGKISVSVVALDYEDQRYHLLKVYATDKGKKS	2132
Cdh3	SDCTCQVGLKYSVEAG---TSFD-IDQTGAIIVVARTLDYETSKVQVLKVMASDQGEKV * . * * * . * * . * * : * . * * * * * * * : * * * * * . : : * * * * * : * : * : *	2100
Cdh1	FQGLCFVNVTLTNVNDNRPTFLKSAYEFRVAEGAATGESLAIIVVAVDADGDAVT---YSK	2189
Cdh3	FTAVTFVVTLEDTNDNAPVFKRNDYLFRTADASTGSMIGAVIARDQDQDDIEKVRYSV * . : * * * * * : . * * * * . * : . * * * * : . * : * * . : . * : * * * * : * * *	2160
Cdh1	AGGALQFSVDQSTGVITLNSALDP-NKNQYTLQVMAKDSGGLTSTVSVTFNVADANNVNP	2248
Cdh3	VS-GTEFNVNTEGTGLTVAKDLSTGAKSEYSMEIRATDSTK-SNDARVRVNVEYKNMYRP .. . : * . * : . * * * : * . * * . * : * * * : * . * * * * * * * * * *	2218
Cdh1	QFTNCGTVSIRENDPRDTKITQLTATDADRQNGQITYSIEDASSQTLFSIEPRTGVVRS	2308
Cdh3	EFTKCGKATIQENLLKGQLIATVTATDRDQGRNGEVEYKIVPVGQDFFFTINNKTGEVIT : * : * * . . : * : * * . * : * : * * * * * : * * * * * . . . * : * : * : * * * * :	2278

Cdh1	LTSLDRENKDSYNAI IKAEDGSSKQDESERLLWYCYLTINVEDVNDNRPYFLAAKYFGSV	2368
Cdh3	TSSLDRETKATYTVI IITAEDGGHGKDPARLMSYCFLEVEVQDVNDNYPFITRAYLGS I :*****.* :*..**.*****. :* :****: **:* :*:***** * *:: *:*:	2338
Cdh1	FSSAPNGSNILTVQATDADSGSNAKIKYALLDSAGGLFRLDSSGILRTNTNPARLQLETG	2428
Cdh3	QNTKPIGTSVLTVSATDPDAGDNAKITAFKSPNDKFEIDSTSGDIRTKVALTGTK---D . : * * : . : ****.*** * : * . ****.*** : . . : . : ** : ** : . : : .	2395
Cdh1	KKLLEVSASAKDVESIAGTQPGKPKTYTTQIEILVSNEEPPKFSQQVYTASINENMETGST	2488
Cdh3	VNEKMTVVASNTEAIQGGDAN-NRDRETEVTIYITDLAPPVCDKNLFTARILESLSVNSD : : * * . : . : * * : . . * : : * : : * * . : : : * * * * . : . . . *	2454
Cdh1	VTRITATSSTGAEISYENVDTNPRAKILFRVQPDGYIITGDRPDYERG---TTYNMQFA	2544
Cdh3	VLKVSQAQAPGGKSIVYSPVKANADIDEKFSVETNGQIKTASQLDYEQLSPGDKTFKLQVR * : : * : * * . * . * . : * * . * * : * * * * . : * * * * . * : : * .	2514
Cdh1	AKDKKTLLYSTVKVVINIIDVNDVSPAFLLAINTRNARVLENKPAPTKVISMKAIDDDGS	2604
Cdh3	AQEENTNLYSTCSVAITLEDVNDKPTFDLG--NYDARVRENAPIGTTVITIKATDRDTG * : : : * * * * . * . : * * * * . * : * * . . : * * * * * * . * : : * * * * .	2572
Cdh1	EPHRRVTY--EMKDNPNFQIDASTGMITTKTTLDREVTPKYDVEVTAKDGVN-----KES	2657
Cdh3	DAG-VVTFYFLKAGSDEHFAIDVNSGTLTTKKSFDREGQSLFSVIVVIARDKGNP GALSEE : * * * : . : : * * . : * : * * : : * * * * . : * * * * * * . *	2631
Cdh1	AILYITVVDQNDQPPVFAPKSYAISVPEDSPIGTSVLDIYATDADVGENAKITYFISKGD	2717
Cdh3	VAVKVLVVDENDSPQFDQAEFQTSVSESATIGTSILEVVATDQDIGDNAKLEYFISGGD . : : * * : * . * * * . : * * * . : * * : : * * * * : * * * * : * * * * *	2691
Cdh1	PEGKFSIVTS---PVKGLVNGKLDKFETKSSYTLVETATDGKFSDTAVVTVTIQDVND	2773
Cdh3	GRFWFAVQTISKGRTYGEVQVDARLDFETKSSYTDVTATDGRFSATTRVLITITDAND . * : : * . * * : . : * : * * * * * * : * * * * * * * * * * * * * *	2751
Cdh1	LPPVF-----SSPLYESRIQENTGPGAGVVMVTASDIDSPTISFSLDDRKDYFQIT	2825
Cdh3	IVPFMFTLTPTLLSPIYTGRVSEMTGSGVEVLKVYAVDTDSPNIQYTLGSS-SYFTI- : * : * * * * * * * * . * : * * * * * * . : : . . * * *	2809
Cdh1	PIRASGPGNVWVDIRTGSKQLDREESPVKVFVTVIANDGKHTAQAEIRVNLTDVNDNAPR	2885
Cdh3	--AARQEGGKFGVGIISTGSQPLDREATPIFSFNVLAKDGVHTGSAYIEINVTDINDNQPR * * . : * * * * * * * * : * * * * * * * * . * . : * * * * * * * *	2867
Cdh1	FPASPYIGYVEENKPSGTSVMYIQAVDDDDPLAGNAKLSYELTDSAGDKFSIDPLSGLI	2945
Cdh3	FPNSLYVGYVEENKAAGTSVMYVQAHHDDDDPYLGGNAEIRYTLTDNAGGKFKIDANTALV * * * * : * * * * * * * * : * * * * * * * * * * : * * * . * . * . * * . : . :	2927
Cdh1	KTKVTFDREQTPNKFKVRVKATDAGNPRLSASVDGIIHVSDANDHKPKFTEKFRGVSVAE	3005
Cdh3	TTEEILDRETSFNSFTITVLATDQGANKLSTTKVATIYVTDANDHAPVFTKRIFRGTVSE . * : : * * * : * . * . : * * * * * * : * : : . * : * * * * * * * * : : * * : *	2987
Cdh1	NAPPGYSVLRVTATDEDVGPNAEFVVFVVQGNDPHAFYIDPFNGTVLVSGILDYKKEY	3065
Cdh3	DVRPGYVVTVSATDTDGPNAELEFVVTHGNEPAAFYVDPSKGTVHVSGILNYTLRKS : . * * * * * * : * * * * * * * * : * * * * * * * * : * * * * * * * * : * . *	3047

Cdh1	TITLTVADRGMPPLQGDDETAYVVEILDANDNAPEFIPKIYNASVLEDVGARQPVLTVTA	3125
Cdh3	NLTVTVSDRGMPLSDNSPAYVLITITDANDNAPIFIPNQYKNTVAEDLAVGSPVVVVTA	3107
	.:**:*:***** *.:. ***:* * ***** **: * * :*. . . :*.:**	
Cdh1	VDKDSGPNGNFTFAIDPRSDPDDAFTIEPNPNNASIGIIRTRVPLDQEKTPSFHLKVTA	3185
Cdh3	VDYDSGDNAKFVFDITG-GNPDDLFEVVPNPDPNSSLGIVRTRLPLDRETTPIHHLEITAK	3166
	** *** *.:*.* * .:*** * : ***:*:**:*:***:***:*.** .**:*:***.	
Cdh1	DAGGLQGEGERINVIDVNDNGPWFVPPFFVQGQKEGVSARQFVTKLKAYDPDAFVKDQV	3245
Cdh3	DTGGLTGKAHVWLTLDDVNDNGPWFQPPFFVQKIENNVNKQFVTKVSANDPDTKNNGAP	3226
	*:*** *:..* .:.*:***** *****:***.:.:*****:* ***: .:	
Cdh1	ITFSIYNGTVGENFKLDPVSVTNESVDLHSGYGFVDRDREAAVWVKIGIEAVDNGPKPKQNF	3305
Cdh3	FTYAIYNGTVSGNFADFIATITNVTDMSSSGTFDRETTTWTIGIAGTDS-GRPAKSNF	3285
	:*.:**:*:*. ** * * .:*** :.*: * * ***: .*.*** .*. * .:***	
	Cdh1 antibodies 1 and 2 (against extracellular domain)	
Cdh1	TYVYVDVLDVNDNAPKDGSLLIIVNAYDGNFTGGVIGKPYQDDDFDGDENTYELNSQSP	3365
Cdh3	TYVYVDVQDDNDNEPCDGRMTIIVNSYNGKFRGGPIAKTYRDAYDGDVNTYTLQSQTG	3345
	***** * *** * ** : ***:*:** * * .* **:* * ** * ** * **:	
Cdh1	GSYFRVNEGNGITAAPMIPMGEYNLKIRVTEK-----DSPSTVTSSVRLVRR	3415
Cdh3	GNFTVDTTTEISAARDIPVGEYSLVISVTEVNTGNPPRANEVNFPKVTTSRATVIRV	3405
	.: * : .:*** **:*:*. * * ** : : *.*** .*:**	
Cdh1	IDKEAVDNGVAVEFTDMRKVGYFVGDYKGFEDVLAFLVPTGDIKIFSVQKAHDNGLA	3475
Cdh3	ITSKAVSNVALQISDMRKVEYFVGDYHDVVGELSRMFGVSSSGIEVFSVQPSPIKUMA	3465
	* .:***.*:***:*** ***** . . * : **: ** ..:***:*** : : **	
Cdh1	VVVFFT-VAAKDSYMPHWDVSVKLVDAKKPLESLGLKVSRLGMDECSKGNVGVVAKN	3534
Cdh3	LDVQFAVKTGSDEYTKPYDVIRVVTNDRERLTNLGLKVTSIGIDMCALER--ERVGKCIN	3523
	: * * : ..*.* :*** :.* : * * ***: :** * * . : ** . *	
Cdh1	ILVRSSNFSVASGDYGVKVPAPASLTIVSIDILPKCLYEAVFPPEKRCKPHNPCLHGGKC	3594
Cdh3	VVETSSAYKIASGDYGVKVPAPASITLVSMDDVLRDKYVTIIEPGKNCNENPCLNGGTC	3583
	:: ** :.:*****:***:***: : * :*: * *.* .**:*:***.*	
Cdh1	YETVPDCPGFVCKPTGYHGPLEMTRTRTFYGNYSIWLPKLMTYSLSDLEFEMTKTADG	3654
Cdh3	HDTVPAQ-WRVCQPRGYRGPHEQTTRTRFRGTSYIWLKLTAYDIRELSFEFTTEFKDG	3642
	::*** **:* **:* * ** * ** * ** * ** * ** * ** * ** * ** * **	
Cdh1	LLVYQGPAREGANGLKDFIAVVLRRGGRVELFVSLGLDPVTVKMDKGPRLDDGEWHTVQV	3714
Cdh3	LMLYQGPLKPGDNNGAKDFLAVFLDEGLVVRVSLGYEPITINMTRPNLNDKEWHTVQI	3702
	*:***: * * ** * **:*.* :*: : ***: ***:** : *.:** *****:	
Cdh1	LRNMKD---IEI IIDRCSTALLEHKPDGTVVENRKSCHVYGRMLGRSVFLDGFGLQIGG	3771
Cdh3	IRDVIDRKMIRVLIIDRCQSAQIV-EENGRVFEKRDTCETGRVKGRSVYLNFGPLQIGG	3761
	:. * *.:*****:* : : * * ***:*.:.: ** * ***:**:*:***:	
Cdh1	VSNPNMDFPDIPYTGFGKCVRNIDKNHNLYDLKNPLKVNAPEGCQLASACPE-CKNDGY	3830
Cdh3	VET-DLTFIGITTTGFRGCI RNIDTEKMYDLRNPIKVNAPEGCTLAGTCPNNCNDKGY	3820
	*. . : * . * ***:***:*** *.:**:*:***:***:***:***:***:***:***:	

Cdh1	CEP-LMARDSICVCPNGYSKGKHCGRGKASYLLASSFTEYLVAARRRRREVVPPPTEIFN	3889
Cdh3	CEPSLMAGKSMCVCDLGYTGRACNDRSEANYYLENSFSQFLLTGIRARRELIQPPVPLMN	3880
	*** ** .*:***: **:*: *:.*:*.* ** .***:***: . * ***: ** . : **	
Cdh1	RFYTTLALQVKLDEDATNVVFLASNRMGTEFQRVDVKDSKIRYVLRGARMVLVSFPQL	3949
Cdh3	EYYTHINLQVKLDPGKDCVLFSSNSLGTEFNRLDVKDHMLRYIFRLGDRMKVLSIPQY	3940
	.:** : ***** .:.: *:*:* ** :***:*:* ** :***:*** ** **:* **	
Cdh1	NVTDGVYHSVIVRRHGDYAIMQLDYSGYVIGSLHSQRTLLDMSGGEIFSGGLPNITIVRI	4009
Cdh3	NISDGKYHSVMVNREGNYAEMQIDYRAKMAGTTGGVQKLLNMGGGSIFTGGLPNITEVRV	4000
	: ** **:*.*.*:* ** ** * : * : . : **:*.*.*.*:*:***** ** :	
Cdh1	IEAIVENDGSAVISTNVRN---DG---DGYAAD-----	4036
Cdh3	VEAIVQSGGDVILRTEDGKVLTSIGVGGGMSFGAGSSVTLITIGSGVLTQRNILDSQSL	4060
	:***:..*..: ** : . * . * : .	
Cdh1	-----VGGVHVR-----N	4044
Cdh3	FVRGIYKNGTVLYGSSSSSTFGMNVDDQGIPFKSSDTSSNGNGGVQISQGNPMTYGAGIQ	4120
	***: : :	
Cdh1	LQLSGPLNLVSRKRRASGTVSVLGDFFGGCIAGTSVNGANMESDPSIKVHRQNVLDGCPCL	4104
Cdh3	WTLSPNPGRTQVGAGNSGGAVEVIGDMEGCTATNRFQGVSLDSPDEVRRQNVKGCPCA	4180
	.* . .:*:*:* ** * . .:*..*.*.*:*:*** ** *	
	transmembrane	
Cdh1	SNFCANGGTCVDAMPYICAPGWTGPLCTIVVTAPPVGER-GTPFMHPAVIAIILLVVML	4163
Cdh3	EGFCENGGTCVDGTPPYCLCSPGWTGPTCVLIVTAPNPGQRPGRVVSFFVIACVAVLL	4240
	..** *****. ***:*:* ** * : ** * : . : * ** : ** *	
	region	
	Cdh1 antibody 3 (against intracellular domain)	
Cdh1	<u>AIFIIMGAVILKRRPEPVVYADSTDTGHVHDNVRLYHDDGGGEEDNLGYDITKLMKYTY</u>	4223
Cdh3	<u>AVMVMGAVLLKRTPPPVI-PVMVEDGHVHDNIRPYHDEGAGEEDNFGYDITQLMKYTY</u>	4299
	*:***:*:* ** * : . : ***** * **:*.*.*:*:***** ** *	
Cdh1	<u>IETTIAPPSVAPSK-----ASEDKISTSSDQPLLO</u>	4253
Cdh3	<u>VEGGYGGGGGGYGGGGGYGDTGGAAFGSAYAADGGGKGLSGVVEEVMVAEEKPLLO</u>	4359
	:* . . :. : ** : ** *	
Cdh1	<u>GRPPDAV--FGLTGKEPGPKPKMEGDDVGDFITTRVKITDREVFVLADELHIYRYEGD</u>	4311
Cdh3	<u>GAMEGYQQHGIIT--ITRRMMNADSVVGNFINSRVGEADREYILSYDALHIYRYEGD</u>	4417
	* . .:* : : . : **:*:* ** * : ** * : * *****	
Cdh1	<u>DTDVDLSEIEPDEE-DEEYEQEFDLQKQWGPKFDKLAKLYEDVDE</u>	4356
Cdh3	<u>DSDIDDLSELGSDEGGDDAEQSFDFLQDWGRKFENLNKIYNLDD-</u>	4462
	*:***:* ** * : ** . : ** .***:* ** * : ** * : *	

Fig. S3. Protein alignment of the full-length sequences of the Cdh1 and Cdh3. Cdh1 and Cdh3 antibody epitopes and transmembrane protein regions are underlined and recognized with the colors. Transmembrane regions were identified with the SMART protein domain annotation resource. Alignment was performed with the Clustal Omega Multiple Sequence Alignment tool.

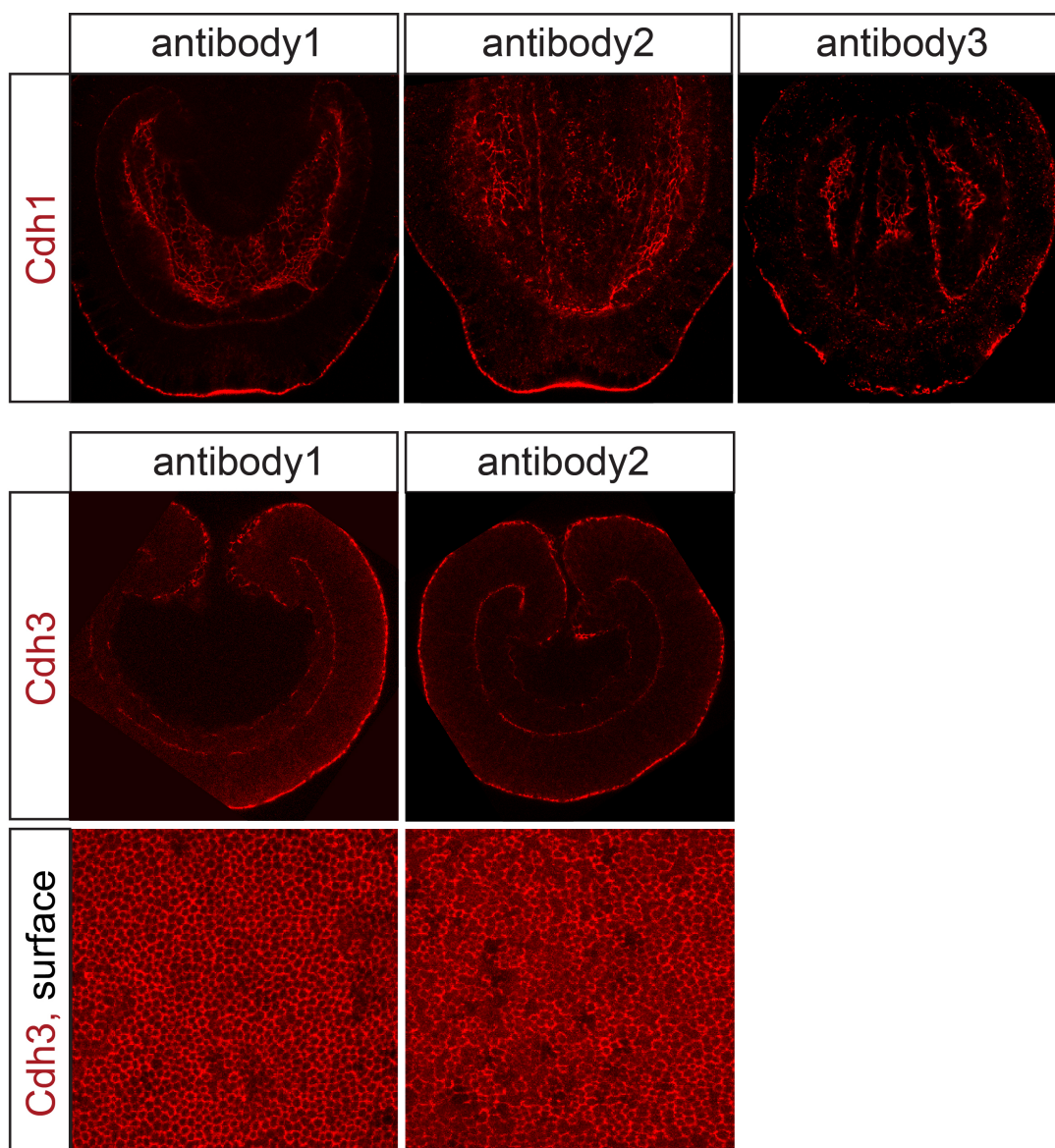


Fig. S4. Custom antibodies generated in different animals against different protein domains result in the same staining pattern. Cdh1 antibody1:domain1 (extracellular) and Cdh1 antibody2:domain1 were raised in rats; Cdh1 antibody3:domain3 (intracellular) was raised in a rabbit. All three custom Cdh1 antibodies show the same staining result. Monoclonal Cdh3 antibody1 and Cdh3 antibody2 were generated against different Cdh3 peptides and result in the same staining pattern.

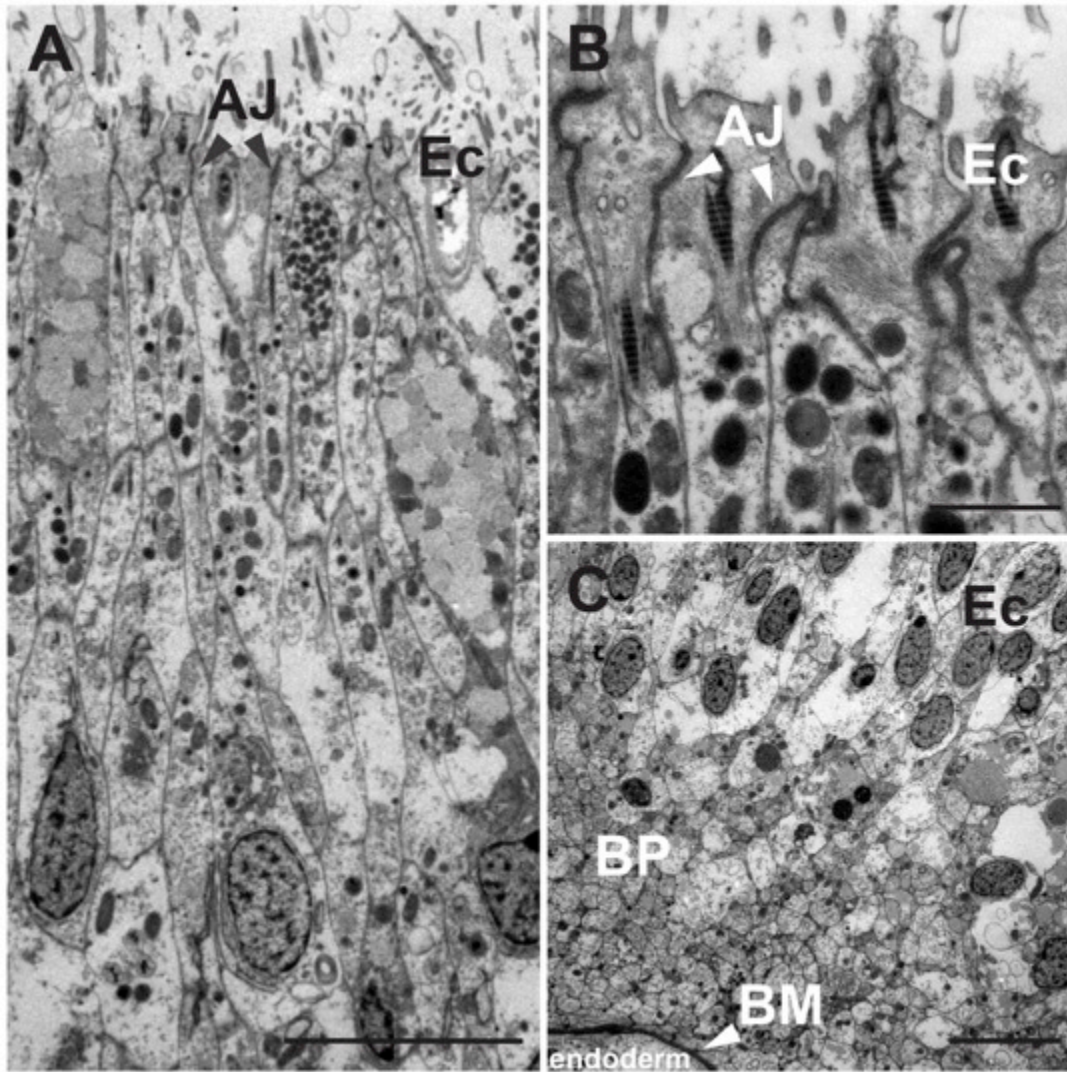


Fig. S5. TEM of the ectoderm of the apical organ. (A,B) Apical side of the ectodermal cells of the apical organ. (C) Basal side of the apical organ ectoderm. AJ apical junctions; Ec ectoderm; BP basal protrusions; BM basal membrane Scale bar A,C: 5 μ m. Scale bar B: 1 μ m.

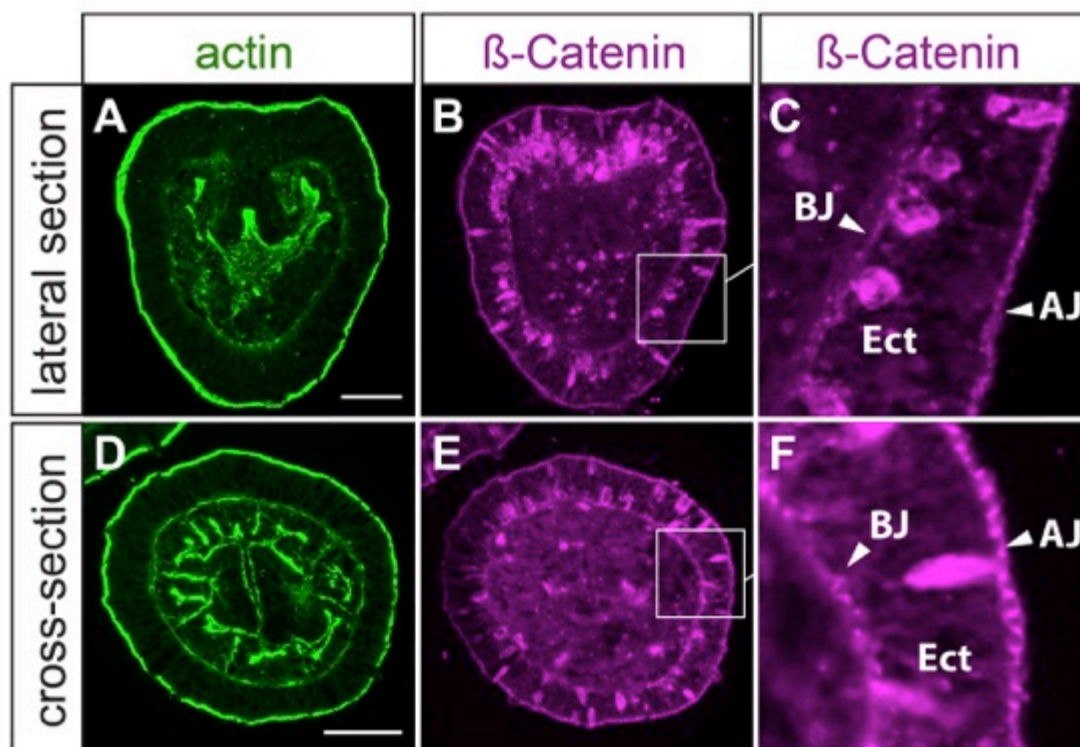


Fig. S6. β -Catenin is localized to the apical and basal adhesion junctions of the body wall ectoderm. β -Catenin antibody and phalloidin staining of vibratome sections of the 4 day old planula to exclude a possible penetration problem of the β -Catenin antibody. Please note that in vibratome sections, the β -Catenin antibody detects the basal junction in the ectoderm, but has a tendency to show unspecific staining in nematocytes and other subcellular structures. Scale bar 50 μ m.

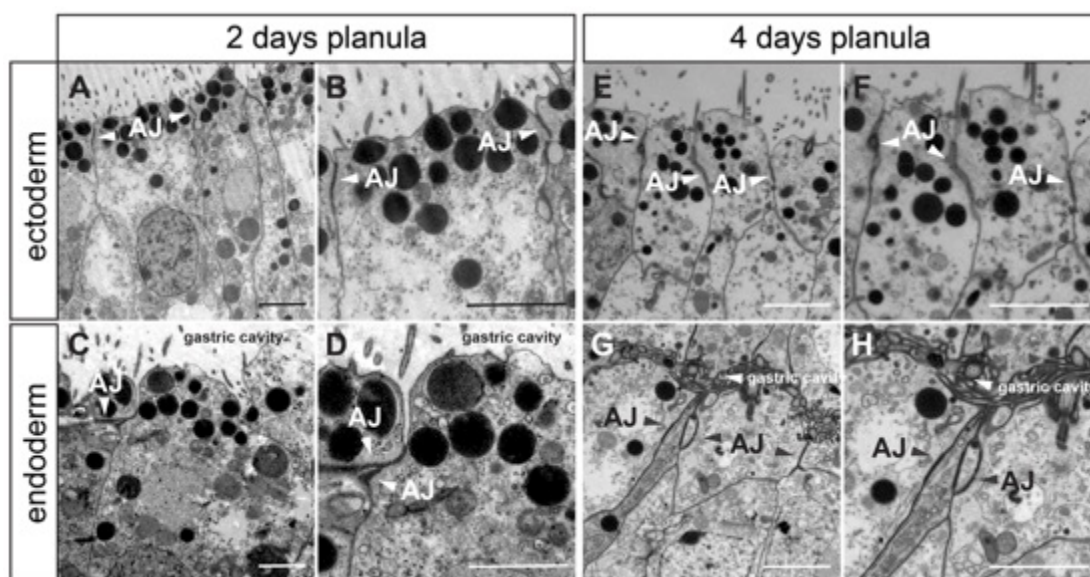


Fig. S7. TEM of the apical adherens junctions of the ectoderm and the endoderm. (A,B) ectoderm, 2 dpf planula; (C,D) endoderm, 2dpf planula; (E,F) ectoderm, 4 dpf planula; (G,H) endoderm, 4 dpf planula. Scale bar 2 μ m.

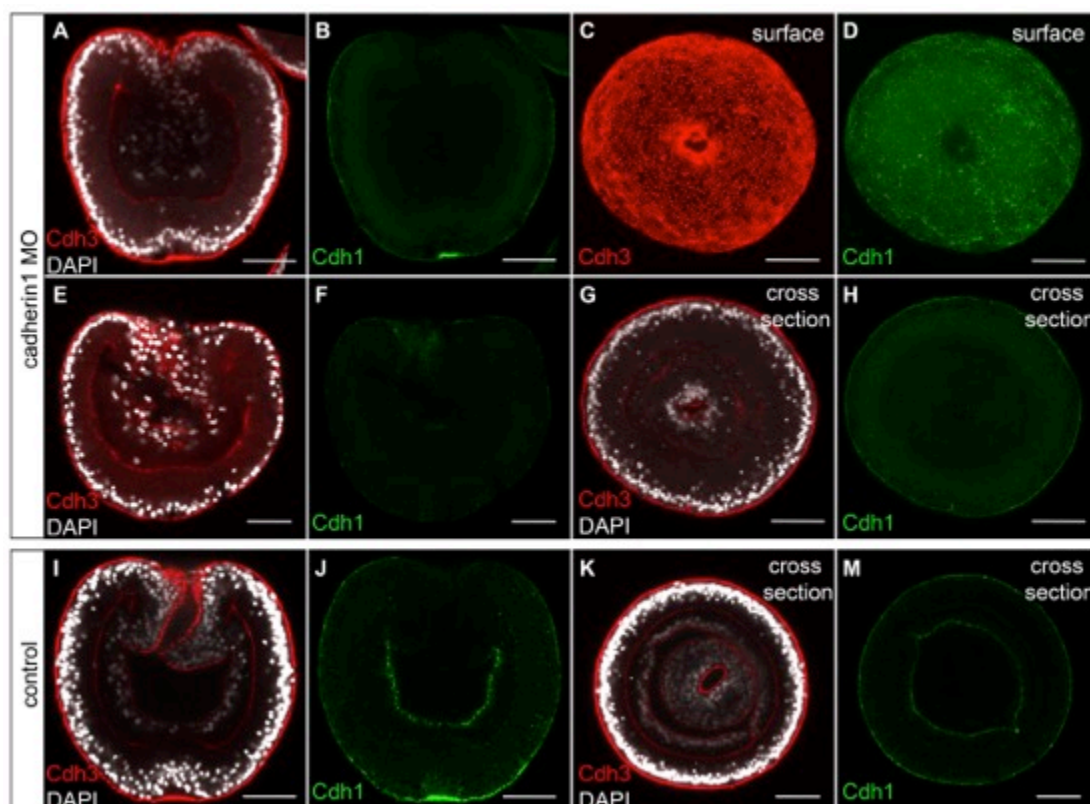
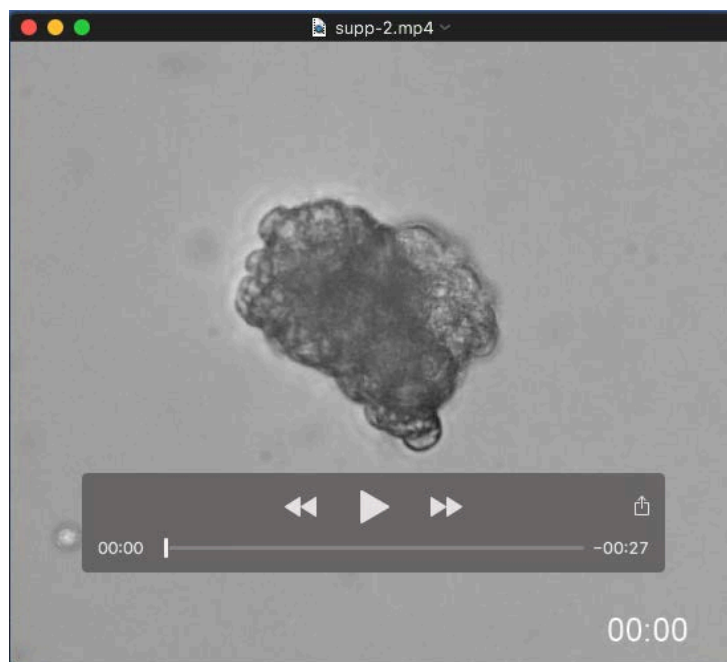
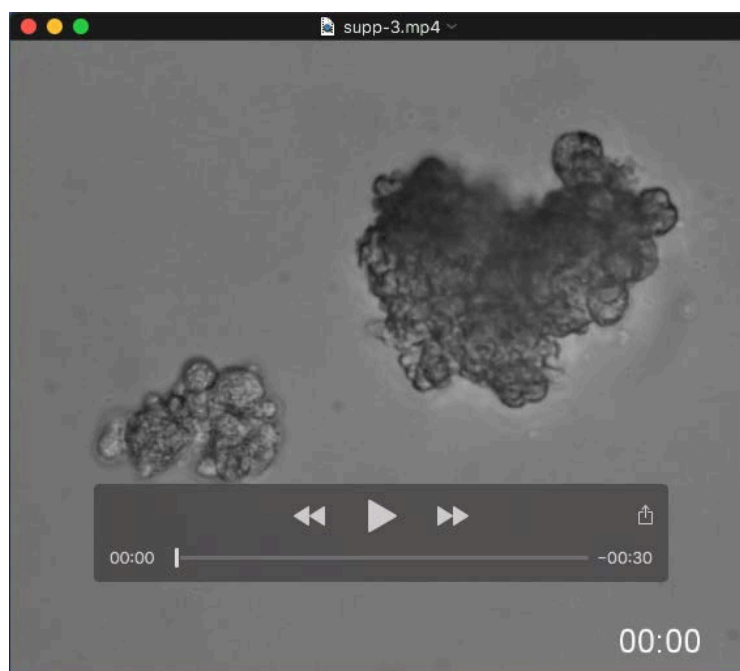


Fig. S8. Cdh1 and Cdh3 expression upon Cdh1 MO knockdown. (A-H) Cdh1 MO injected planula. (I-M) Uninjected control planula. Scale bar 50 μ m.



Movie 1 Std MO aggregate development. Time indicates hours and minutes.



Movie 2 Cdh3 MO aggregate development. Time indicates hours and minutes.

Sequences for Phylogenetic analysis of Fig. 1 and Fig S1.

>Strongylocentrotus_purpuratus.2_spu_WHL22.504363.0_e_9.3e-55

MAVNLRWNRTHNLCLSVIYILATLQLTLGLALPRINVPSNALPGFKVTEVKKS
GQFSELLSDSDVHNLFQIAENGALAIKNSLEHLANSIALKVRHTLRGQSWDD
LLNLHVEDTSLEFSKKSRYRGYVFESHEAIQEVMLDQLQIASTKPVSYQLAGE
DSANFRLQVNPEGRVQIFTSVPVDSETTSQFHMEIKASAQDLLGNPPLMSLPA
EVTIIVRPLSNNFRPFGDDIMYPPNEPVKMVRVRRDVLPGESVNLTESTAMDT
VVHTITETGADLRYAMGTPVNDKFSIDEMSGDVTLLQSVDYEAYSTNPQEIL
NVQITNTSDPDALDVLVTFDILDADDLPVWTMPVYPYIAVVPTDAPNQACI
YTLEASDQDLGSDITYSLRAGGDGAFTVGETDGCVYTAIVSGFPGYVQDLEYI
LSVMATGTSGSFDGGVTGTVRVYGGSYPPQFSQEEYSASVLEDQANQAVIQV
TASSFSRNPLTYSIVGPENRPSHTINANDGTITLVDAILAEDLLSYFLTVRATE
QVVDGLSSEVRVNMVEDVNNCVPTFGQDILSFNDVLETTAIGEPVGTVTAT
DCDVGPNAELTYSITTPNSGFTIGSDTGVLSPAVALDYEEGDRYYTFAITATD
GGTPQLSSTATVVISIANAPEAPYFTPPSYRFRMDEVAQVNYEVGTVYASDDD
VNDVLTLSIDGGDGTFRIDQFGVISVARAAVESSYMFVVASDIANNEANAT
VEISVTDLNDNIPIFPECDNYRGEVSEDATIDTDVITVTATDSDQGSNAEISYKL
SSNSDASRFFRVDQRGLITTNTLLDRETTAVFEVTVEAEDDGNPALTGFCTFT
VEVTDVNDNFPAFPFTGYQTSISTSAAAGDEVIEVRADDLNLNSDLTYSLSAA
DGGCEDTGYFTIFPATGSIIVRQDLPLIEFGSPNEQDCIVTATDVGGQATDVP
VQIDVRSSDDDTYQVPTFSATSYQVTINENSMSQEVLLVSVLGAAQVGFNIIR
GSRPSTNYNRNFGLSNDDDEFTSSYITVLEALDYESVTRYDLIVTARYPNSPYT
VETNVIIDILDVNDETPIFPAFTFYGNIAENQPLPNLDPVITLEATDSDVTPEFSQ
IVYSIDGDQTDFRIDENSGEIFAITEFDREAVAEDTIPLTVIASDGINESRATVFIT
IVDENDNQPEFNGTFSFDVSEDVEMGYEIGMVTATDADISEDLEYFISGGNVG
GAFTVVANSGVIRKAGVLDYESQTSYSLDYSVNDGFNTETTTVVVNVINVND
VAPQFGESSYSATVLEEDSDIPRVLLTVAATDGDADAVADAVVYDLLGTG
AGTLFTIDPQTGNITLTGVLDREEIPRYVLSAMATDDNGNGLSSYVDVIEVED
INDNFPFFPDQEYVGSVDENMPPNLTVLAVVAEDPDTADNLVYSFPIPNSNFN
IDSGTGEITTAIQLDRERVSEYELEVQVTDGTNTATTPVIITINDVDDNRPVFTQ

DPFPPASVLETEPVGTTITTVQVTDPDVDHMDKVVFTINSGDDADLFRIVPDA
ATLSGLIQVNKPLDFESGNANDFTLTIQVEDSQGTIGTPQTTTIEISIENANDLA
PVFEEDMYAGAVSEGADVGSQVGTFTLTATDGDEPGGVLNYVIDPSTDPEGQ
FGIDANQRLVVASPLDRETVASYELKVYAVDNGDPPMSGTATINVVIEDVND
TPPRFAEDYTPSVKENS DAVA EVVSVRAVDDDDPASGPPFLYRVAGTPNEWT
DYFTIEGLGTETSGDITISTSGRAIDREAIPYFDIVFLIEEVNTDELLTGTQTLSIM
VTDVNDNPHLAATKNILVYSYEGNIPTTGVGKVAVEDPDILEDKTYTAEGEFP
DGFQLD TDTGDIVMLEGTPAGIYTMQVMVSDGGMFPDVVSTVIVTVKDIPQE
AVFSSGSIRFSGTTAEELIDPNAEGVSKLDSLKVILAE AAGA QLENFDIFS VLN
VEGMERTVDIRYAAHGSPYYPADKLDLAALS VSDQIAALGLDIAQLPVDLCV
KENVCESSCTNVLVVDPTPTVVDSGSASFVAITSVLQAQCICGARTEAPGSCD
SIPCLNGGTCVDVHGGTYKCECPYLFDGPNCCQTKRSFNDGYATFSTLRQCE
ETSLSIEFITETPSGTLFYNGPIQPTEVDDAIDMILLELTNGKAKLTINLGSVDGT
TLNLELEVPKDNLGDGQWHRIDVYRNGRSVEMTVDRCEDAPFAETSSSSTLD
TSNCRSSGETPGENKFLNVNTPLFLGGMSPDYNPDVVVPGGFDGCIKNLVSD
GFLYDLADPGIFDKSDSGCLRTDGQCTVDGEPVCENGICEADLGSFVCICFPG
FNGEFC SIVLPPYDFATDSYITYELLD ESYNDARSSNYHIMVRSRQENGLIWS
ISSANTY EYIRMEMVAGELQADWHLGDKPVSVTMGNFSINDGAWHAINFDR
YDSVVTIKIDGGGGVKEIQNRESAFSGLDIDSNSLVIGAFVDLNTVTD DFMGC
MNDPRIDNNFLGMEGSNEYATATQSAGVSEGPCSEVCDSNPCPGQDLVCTDY
WRFYECECPVGEELSGPETCLAIIDCDPNPCYNGGTCTEGVPTGFNCTCAPTY
YGTQCEATIGGQGASLGITPLGIILMIICILLIILLGLVLYTRQRDRKSALTFAI
DPEDDIRENFINYDEEGGGEEDNDAYDLSTLRKPVD AISAGSIEKKPAMPVSE
VPVGNRPSGVDPNVGDFINDRLKGANDDPEGPPYDEPHVYDFEGDGSSAGSL
SSLNSSSTESEQNYDYLN DWGPQFRKLADMYGS

>Strongylocentrotus_purpuratus.1 spu_WHL22.66143.0_e_2.9e-13

MASSKARSGGVGGRSCHHDKCEMGDGEVSFSQGILMSSVSGIIRTKRTHGCL
VHRKMALSWRVCIALLVLWALICARTCSAQQD LLYSVKENQPVGTFVGS L
QDDTSFGSPFTTLNPSAEFMIESDTGIITTGAVLDRETAPDQEFVIIVFAGEMFT
ALVVTIRLNDTNDNNPIFSQDNRTFEVTEAVQPYMTKINGVTATDADEGINGI
QGYRIVGGNIDNTFDLDVRVRETGVYMDIVVNKTL DRETISMYTLIEAYDGG
DPRLTANTTVNIKVTDVNDNSPVFTLTSFTATINESAPVNTTVLQVTASDEDE
GLNGEVVFNLQRDDGFFRIDPASGIVYLNKVLNYEDAQA HDFLVIAQDKAEP
PMSSQPAYVSIMVININEKPPSLEVLFLPDGGASQVSEAAVADTTLARISVTD P

DDGVLTNVSMITITGGAGQFDLQKNSNQVYFLIVATTASSFDREEVASYDISIR
ATDHGSPQHAENLTIAVTDVNDNPPIFDLPLYHATIEASEPGTPVKQVHAT
DADEGVNAQIIYRISPEGTDYSDWFEINPMSGVLTTLQKVDREETGSVFLTVIA
SDEGEISLSSSVIINITITDVNDNQPVFFPGSYNASILEEQEIPYCFLQVNATDPD
EGSAGQVTYSPSTDLVPTPSQFSINPLTGDLCVISRLDRDAGQEEYNFAVKAT
DGGGLMSHAFVRVILEDINDNVPVFTSLNYRGHIEYDAALGTEVKLVVAEDR
DAREFGRVTYITDSSNDGTFAINQTTGLITLVGSLDWVQHPVYTLEVIATDG
GGRTSANHAQVTITVAGPDTSPPEFESSYAFSVQENAAQVLVGAVKAGHIDP
GITFPITYTLTSGDPNDFFRINTTSGEIFTRGSGPDHEQQAFVLITIQAAASGMPPT
YDDVQVNITVIDVNDNVPQFMAQTARTSIPESTGIGSSIIYVATAMDLDSDGNG
LVRYRLTSNPGNTFRIVEATGEIILNKEVSYNDQLSFEVDIQAYDAGEPSLEGS
LTLTVIILDVNDNGPVFTMGFYVPSILENLPSTPVVQVEATDNDRGANALITY
TLTPNNDSPYFAVFPREGWLYTRQVLDRELKSTFTLTIMASDSGSPQNSSAT
VQVTVVDANDNAPHFTKKSYPHFHINENLPAGTEVDRVEAVDPDLGPNQVT
YTLSPSGDFTIDEEGVIRTTHPLDREAAYSRLIIRAVDGGNPALSSSATVYINV
NDLNDNAPVFSQDRTYQASVREEQPAGEFVAWIIATDTSGLVGNISYSLIDS
SPKFIIDSSGVISTAAAIDREDESYYTLTVLAQDGGNPPMQATASVRVRILDN
DNVPIAAMSAYIFTADENIQPPTVVGVSASDMDVGDNGKIYYYITEGNDFD
VWDVNHSSGEVYNVRVVDYEMAAHYTLTIIAQDNNVPQTHSTSISVTINILD
QNDNTPDFDQDLIYTLQENVGINHVLWTVSATDADSGANGLIRYTLTEQDF
FAVDEYTGTLRTIQNVDEINHVFLVIQAQDQAINVSARRAATSTVEVRIYD
SNDNNPVFVSRSSDVMEDPVGFNVIHIIATDEDSGENGRVGYTITSGNEDG
KFSLDAVTGLLTIAHSLDHEHKRDYELVILATDHGTVQRMATQTLTIRVIDVN
DQPPREFEQSIYVMNVSESQAPGTYVGMVVAIDGDSGVNGRITYELPEEIARG
MFRINATTGEIRTKAILDREQRDSYVVTVYAMDGAFPARYDMATVLVYVMD
VNDNNPTFAPPTFDITLPENQSPGVIHNAIATDADEGPNGDLIYSITGGDPKNA
FSINQSTGAIFTVGALDREDEATYTLTITATDQGTSPRSGTTTIRVTVDLNDN
DPVFGSMSYYKSIPESTAINATILTVVATDDDEGLNGDVYYTLDNTTIGLFSID
PEHGEITTTGKFDYEKETRYTFQVTATDSGVFGPRSERVQVIIDISDVNDNAPV
FKTIPIRANVTQDASSNTFVANVEADDKDSGVNGEVNYRFTQQSSSFAIDTVT
GVITTKSLNPGTLFYHLEVMAFDLGSPSLSSNGIVEVWVGTSGSGGLQFGQQT
YLVQPSEAADNGDVVLSLSAFLPDGSSSNDIVYSLVSGNENGAFGIQVQAGGS
AILVVADTTKLDYETQPNIRLVAEAMRTPENSSPMYGYATVQVELTDANDN
APQFVQDRYQSRVWEVPNSDIYVTQVSATDADEGTNGAIYYEVTSGNTDNA

FAIDHVTGIVTTAKSLDYEIEDSYVLTVVARDGGSPQLTGTATMRIGIVDVND
NQPVFVQMDPVSVSEDLGVGLSVTTVTATDSDTNPNIQYSFTSTGNPPGGYFAI
DQYSGIITLARS LDRETQDGYTLELEATDTEYTTTMTLEVIVTDENDNAPVFR
QESYQVTLPELTQPNVAVVAVNASDKDIGLNAELTYSFVDSHPSFYIDPITGVI
FTNQVIEFNDVETTIQLYVTATDSGAPALSEFVTVRIEITDVNNQSPVFVEDIYS
ASVSENVSLGHHVITVVAEDMDLSPENSKINYFIESGNDQGGKFKIDANDGSIT
VLERLDREATDTYTLIIGA VDN GEPVNNATAEVVIEVEDINDHSPIFDHVQYE
GRIAENATASTYILTVHATDRDIGYNGEVEYSIISGTYSDLFAIDVVSGAVTVR
GELDREEVERVEFTVQASDRGMENQLASVVLVTITITDFNEFPYPQLFYHF
LVPENMPVETYVFTAGALDNDAGEYGELTYSIRGLGPSNGDDYFTIDPVTGE
VFTA AVFDYESANSYRFVVQAQDTGGLSISIQTEVNITSVDEFPPMFNDQEYY
FEIGDGADAGDYVGQVTATDADGGEDGVVIYSLTHEFFYIEATTGIIKVAKPL
NSSARKRRGLEDRFTHRSRREIDLSAQSNFALKIIASTGKPGTLIDDTTAAVSV
VNAASSIPVWIIAIVVVAIILLLFVVIGIILVCRQRRRRRKKKEAQADKRSVAGS
MSPRSYDVTFDPVEMGAQGMVNHGMNSSGHFPHRQLYGIPGSGGGMGHTNI
SEPSNSASSGRGSTTMEDEEIRRINEGGTGAPKNNIREKVIDSGIAQDHEDGSV
SDVNSPREKHLNLYLNSTSVESMHVFGEEGGGEAGGGLDIGHLIYHRLDEVGA
EEDDAIMDGTRLF GFTEDGHPSMAGSLSSIVNSDEELSGSYNWDYLLDWGPQ
FQPLAHVFAEIAKLKDDTVAKRQMTDPRLQQKSLHANVKNYPPPLLTNTPQ
GPIKPVAQRVMNNTSMSNHSQHLPRSPVVQESAFVPAVVSPDLSPLSPLAPG
SSLSPLVTSTGVSSQSSRVTS GTTTPQRMHYGGGIVFTHPTANDDEIQI

>Capitella_teleata.2_v1.0.pep.all_CapteP226654_e_2.5e-54

MTFFEQGSNPVAVRDEQPVIKLT PVNDEVPEFKNLPRPFLATVTPNAGPGTF
VYHLM AHDADVGSEVRYILESGGEDRFEVDEETGVVTRTGTEPFPLDREYQI
GVSAQDIRADYLQKSPHSLKILVGERDPQFFETLYRAKVPETASEQFKILEVK
AHSHQQYPITYELTTESGGQSNEFAISQTKGVVDLLRKL DYEKDMHQYHLRV
KAVENGRPTRTSTLIVDLIDMNDNAPMFPLSQYIMHGIAETASIGTDIMQVTA
TDLDSVTNAQLTYSVSDSNFSVQTLN NIGYIRTAKRLDYDHPNHTYNFTITAT
DNGTPTLTGSAVIRVSVDNVNDEDPVFTQKIEHVQVSEDA AQNTVVHVMQA
YDPDGDDVTYSFPGGMNSGPFYIDPKSGIITLQGPLDKSRVVYKLNVTAVD
NGRCCGGATSRRSKALVIVEIKDINNNAPRFPECSSYNPTVLEKEDVGTSVVQ
VRAVDQDSGANGNITYSIVKSNDQSSERFQIEPTSGILRTADIFDREGQIGVTG
FGVTIKAKDQGNPSLAGFCTVRVKIGDTNDNPPVFNLP EYSTSIEENS VVGKR
VKQVYATDRDAGDNGKVG YFMESDPSGFFAIHRSSGWVTVARPMAGREHV

THIRAQDKGTPSKSTTVSMDIQITQTVNAYPQWVEDYSSTPLSLSSENAPVNTV
VKTVKATSSIPDSYVNYVIQPGEAPEQNSLRSFYRIDEEDTNEMVLLTYKPLD
FEALSSYTITIKAANRATNSLHNDTRLVINLVDENDEIPQFIGLDENGRYAGSV
AENLNPGEVITVTAMDRDEFDPDYNKKMARXSDRPNHYPPGTPNQGEAEVQI
RVTDMNDNTPFFADRVTARVPENS DSGAVIITVTAKDLDEENRLTYSITGGN
VGNAFEVVPDVGEIKVRGNLDYEEGPREYHLEYRVFDDKFSNNTMVVIEILD
VNDNPPRFDNAIYNESSLFEEEPGISMNHPKYLLTVRATDPDTSRHSKIRYSLT
GQFAEDRTFMIQEHTGEIYATRSLDRDAPYGRP VWNFNVLAQDEVGTGQPSL
TG YAEVRVMPRDINDNAPVFDRNRLIGSVPENSRARMTVLTVIASDVDQGNN
GSVHYSLKQVQSRGNQPLFSINSHTGLISTMLDNVLDRETEEEYNIIVQAKDK
GSPPMSSSAVVTIVITDVNDHPPKFTQPIYKATMSENYKAGASITSVSATDKD
MGIHARLTYILNTQDRKYFSMTSVEATNTGV LKVFQPVVDYDTLINPVFNLT
TVHDPDSRNNDTAYVEVRVTDYNDNPPQFVPNIKRVTIHENTTKD TTYRFT
ATDRDTGLNKLKFKYSIDRLTDPARQFAVDANGLVTISAALDRETEAEHRIHIL
AIDEGDPPMTGTGLIVTLLDINDNFPKFAEAYRPV VYENLPPGQKVIEISARD
ADTARHGPTDFDFWLPCGGGCPCKANPTCGKFSFKFVQGGGDQGYGSGIITSL
VTFDREEVKEYHMPHMKDSGNPPTSGTNTLTIVIGDINDSKHHPAHKNIFVYN
YKGEFENAALGNVFARDEDDWDVSNKTFTMVGEDMDVHFRLDRNTGQLFM
RGRVTTGEYDFKVRVYDALWQREVISTVTVTIQEIGDDAVLSSGSLRLQGMT
AEEFVDRPMLQKTGHFGLSTYDILRREIAKKLSVPTGNVDIFTVVNHPTLPRTI
DVRYSAHGSPYYQPSRLDGIVNLNKNEFEKILGLKIVMVPIDE CVKEVCESGG
CSNRLVTTPDPLLINTNSTSIVGVTAYVQADCVCAARTFDESSEGHLC TPESC
YNGGTCNQREADFFCSCPRGFEGARCQQLRHSFN GNWAWYKPLAQCD
HTSLEMITSHANGLILYNGPSTTPSDDQDGFILLELRNGYPYLRINHGSGETQ
LAIDGRDRQGRVQLPRLNDGHWHRIDVFRAGNEVRLVVDQCRVASLTETSG
NMADRRACEAQSTTPSDNQYLVNHSPELGGRSHPDATYPERTMKEGFNGCI
KNLVHNGELYDLHIGRTGEHSESHDACPDEDSLCS SHDLTAPKCGAHGTCIA
DIRGKTSYCVCNPGFRGKYCDQTTTVKDFRDN SFIEWDIKDDFY LAMEKELF
QTQLQLMFRTRQSSGLLFKAQNAQKSEYLMLEIVDHIIRFRYNLGGGQDIVQL
SHVQVSDGQWHTVYVERIGQWVTLKLDAGEGRYFNETLGQHKGHLHVRISQ
RSLFAGGDVRFPSNSDPLVDYDYRDSMNDVRFNGEWMPMDEQENAY SIS
ANFLTRSRNLEDGCESTACLTKHCPFLTCFNFWR YAECRCPLGQEFREELNI
CENINECIQNPCYHGQCIDQSQGFVDCYNGYSGELCAATQESATALMSTGAI
LVIIICALVLLL VILLFIVYTRRRRPDSYVVGVD PDDD VRENIINYDEEGVGEED

QDAYDINRLKKPVNDIGSPKKMPDSPLKSAVPPPVTEKSMPPPQREPPRRRIAT
PKGENPDVGDFIKNRLQDADDDPYAPPHDSVREYAYEGGGSDAGSLSSLAST
ASSEDQEYQYLNNWGPRFTKLADMYGGQKK

>Capitella_teleta.3_v1.0.pep.all_CapteP226653_e_7.8e-50

METHFPLLVLLAILACASARSTRAIHVVPRTASPGYVVTMLQDSPRFYGSHSQ
VHHHFKILPNGALVTQRRLPSTLDSSFFIRLEHGGEKEWRESLNIQLSDDHVR
GGFPHQPYTAHVTEEQPANTQLTGLETLSDDAHMSIDCSISIHDSRAPFSLYR
GRDGALSIVTSKSLDRERKQEYSLTLKAVCPNKKDIYAMVNVRVDDVIDNAP
VFSETQYTATLIPDLPQGLPVLQLQATDADSEDELVYSLENGDFEFVVDSTG
VISIKTSYGLEPMTYDLVATVTDLAGQSSTASVVIEVLPDIPHIRTRRETLDRR
GWVVRRTDTGELFTVASIPANEDERFEMQDPSPDNLEVNYESGMVRLIPGAD
WPNEDMVQFFVNISHASDPQYESYLPVVIHLIDLDELAPIFTNLPQPMRTTIPI
WIRPDTIIYTVESIFAQYDDVKVQYKLESGGDGWFRVDPETGDVLIVGRHEFE
EVSYSLGISAQCIGANPREDMTPSQELQVIVGVALPQPYEHPYHVFMPETTKP
GERVVLVQAVSFQDAPLKYSLSDDPRALNTFEINEDTGEVTLKEKLTWVSA
TQRYFHMILKVEEKAENIDQAFSDDFEITLQAENMNAPYFALTNYVVPNILES
VPVDTEITEVIAIDIDPLDYGVVNFSSDPHFTITTDGDNVGRMVTAQELDYD
YQEGHMYSVVVTATDGGGRTGETTVQVYLDPSNDKAPVMDPPEQRAYVKE
DAGSGLVVHIVQAYDPDGDITFEILNNGEISEYFLLGTTSGDLSLKKRLGN
SNDNFEIQVRISDGENSVDGVVVVDIIGVNHQPRFPECNSYEPEIAEGSEIGTSV
IRICHNPWGKEASCPEPNMRAEDDDPGANGNLHFSVVTPYNEAKWFEVEGV
EGDEKSVDLKSLREIDREDLLTQRPNEVLVLGNTVKFRVTVKVEDEGQPPLST
NCFLLDIIDQNDNIPIFDEANYKTTILRNTNYDDR VIRVFALDDDDGNNAVV
TYDIEDSEPCDNCFTIDSSSGWISRGSGNIGSGVNSITLSVSAIDPDP SHKALT
DVVIDL TESSSDLPPQWSDVGGIPIDDLTSIKVMENTTAFTSLSVNFEATASGN
MVG YFLVKGRTP EQNKNR GFDYRESNQEMVIHNLQLDYETTHSYILLRSYR
RDPGSSSIPATDARLLVELEDVNDNPPEWQGRDNNGFY PASVSDQTQPGEHV
VTVMATDIDGTSPNNRVSYGFVDTCTDCELFNLDSENTGDITAKEGGFDREDK
EQYYLRVYAEDGAQSSNNPPGPNRIETAIDVLVMGPSMKPPYFPQPSYTVSLD
EGIPFNTTVDDTIL AIDQEPGMTYMQYAITA QSNVDRKFAVDMGAGRIYTVG
ELLYDEQESYTLTFRIFDGD TVNSTSVNINLVKQNL YPPVFEPLEIEGPPVEEK
NPNTSPTNPHYLGMMTARNPDESSPIQYSVEGALTEGDFSGQFVINNTGHIW
LTRGIDRDYPYGHSTWSFN VAGTDDGVP AKTGYGVVRISPTDINDNAPIFDTC
CLAGSIDEHESVSTTVMQLVADDYDNGPNGDVIYEAVTIPEDEDGQPLFAVD

SEGIITTLQLDREDVSEYVLIVKATDQGDPLSSENQRILITVDDTNDNPPRF
PEASYQHTMEENMPIGSSVMQVVAEDLDIGVNALLDYSITTPGDGDYFFMDS
IFSTRAGVVKIHENGENKELSFTVRVSDGVYTDADIVISVVDVNDNPPEFIPE
HVQQNITVSEGEVDYFVVQVTAEDVDENENGEFEYFIDYMNTDKEFKFKV
NEDGEVTLRNQLDRETVDVSYELHVLAIKGEALGTGTATVFITVLDVNDNPP
MFRESYAPVIAKDLQEGMEIIRFYATDADLPENGGPPFEFVNSCNTPECTDLRFE
FEQDTSGGGEDAGIVLSNRNGFSREELGRSSYELTITMSDNPTSGEASQQQTY
TLRLTIEDDNYNMHSEGTKLVTVYNYNGELGSVPLGNVVEDPDDWDLDPK
TFTFESEQEWFRLDQDSGQLTMKMGAPPMTHEIICDVFDVKYNQGTAKAFVY
VDVNYIDKEVTDSAGSMILSGITAEDFIRLEKVTSAKKTANSGLPGSENYL
DAKYTLRLRNKLAELLATKPEYVDIFSVQDVPGETEKVVFVQYAAHGSPYYSPS
RLNAIVWTNKDSIETEVEGITVEYAPIDMCRKEFQDCWDSGCTTVITPTADPAL
VNANQTAFAAGVNSTVEQRVCATSDFTDDAPQCEINSCMNGGTCQETWNGF
SCECLAGFEGPRCQLTKVNF DGSGWAYMEPLQQCEDGKLSLQFATASGNGL
LLYSGPMRDTEASDMRDYLALTLSEGYVLRANIGDDELTLISGNNKRGQK
TLSAMNDGNWHTVEIFKQGKMLSLVADHCSVAEVTETIDNSIEDRAACEDEG
SFTGEQFLFMHTPLELGGRSVGGVNYPSGIPSAGFDGCVKNLMYNGNVYD
MKLVNRTQFQGANEVCVREDCTACPVNSVCHGNFNNANPQCICIDGFQGGD
CDTEVTTIDSHDNPSFIEWKVKNQYNDTLTNIKDGALRLMFRTRRETNGVIFM
ANSFSTLERYRLEVVDShLTFRYDLGAGDRILSLPHVDVADGLWHSVHIERY
GTNGVMRLDGGEGKYYAEQPFLDQHRWITIDEDLIYASAAVTYNVYTGEAY
VDGDLIHTCMRDVRLMENTFPMTEDDEADSWANIQRINMDYDCESDACVN
VACPEPQFCYDMWRYYECRCDDGERKDEDQCIPVTDCSIPICVNGWCALTED
GDRYCYCKPGWEGPICNMTGPEAFAVVATISQGAVVSIVVVIIAVLLMILLFII
FTQRSNPDHLLIDPDDALRDNYVTYEEEGAGEEDMHAYDLSRLQKPVDPNLD
PMGLRGPPDEPVRRLVLPQEAPLPLGAPRKPFPMMSGDPDIADFMDDRLHDT
DDDPNAPPYDSVREYEGNGSVAGSLSSLNSSSSGGDQDYDYLNDMGPRF
KKLADLYGGGGEEED

>Capitella_teleta.1_v1.0.pep.all_CapteP181060_e_2.6e-10

MIFQVSASDPDCGANAVRYAVAANLGFQYPSEFEVQAETGQICIREVDYEK
KHTYDFPIVARDQDNLDTTALVMIVVQDVNDNSPVFYPTQYSVSMDLDTVAI
SNQVVVKATDSDSGEYGTVMYDIVGGNEDELFEINRGTGMISLTRTTDLSP
SLHTLIVSATDGGGISSNVRANVSVSLRDASLNPPEFTSSLYRFNVDEDAGILT
LVGVVEATGRNVIYTILSGDPQGLFHLNPNTGQIRSEQSLDHDTVSSLLLNIAQ

RGEGINNGPPVYGNAQVNITIDDINDNTPEFAVTTVEIPVKEDMRLGSTIYVV
HAFDADSGDNGRVRYSIQDPNDIFEVNSESGEISLKRRLDHEMTVRHEFMVH
AYDLGPGDNQASMTVIVEVQDINDNAPVFEFSSYVFDVSESRKANFKFGEVQ
ASDADSGNNGKIRYQVQNGQNVDVFGVFADDGFLYNRVKLDRERRHEYSFV
VLAVDNGVPSRSSASVTVRVLDANDNDPIFQNIPIYVFQITENQPPHTLVGVV
SATDKDETNQLIYFLESSNQYFSVNAESGEVLSSQQLDREERDLHSLTIIVSDQ
GQPSRTSSVDVKIHVTDVNDNPNRFDKEGVFVAYINENQPADTLVAQITARD
SDKGENASITYGFYEGGPDTHDNTAMFNLDTSNGRITTKVLDHESKVQYVF
KLLARDGGSPHRQTLKTVEVIVEDQNESPPQFDSAHTYFSILENTAPGTIVGN
VTAKDSDSGENARVTYYIVRGNLFGTFGVHSTTGAIIVSRPVDFECSRYSLQ
VRAVDSNTVNPMSIINVNSIIDVNDNSPYFEDNPVVITIRENIPAGVHIYTFT
ALDRDSGDYGRVQFEMVSQSPQNDWFTVERNNGHLKINRQIDFEETKQISIVV
KAEDLAKNVSGRLATTVSALIIIEDVNDNSPLFQTRNQVYVLEDEPVGYPVM
HIVATDADSQDGGRVSFDIVSGNDHSHFSLDSSTGLLQIAKPLDREAVAQYLL
NISAYDHGLPRRTTYMKLTVGVVIDVNDSPVVFQHSVYKANISESAVVDTVVT
TVHATDRDTRDTNAELNYFIPDGVISNQFTIEQSTGVIRSRIGFDREQQSSYVITA
YVKDGAFPALYDTATVLVDVLDENDNAPIFQVPLVSLEVPENAHLSVIHTVV
ASDADYGVNGHLTYSIIGGNTDNKFTLNSTTGQLSCRPLNREQSSLHNLITIEA
KDGGNPARTSVSSILISVIDDNDNDPEFLLDGYTAEVFENIAGVTSVLRVQAV
DADVGVNAEISYSINNAAQGQFSINNITGVLSTAGEFDREKIAHYSFEVYATD
GGLYGPRSESVRVEVTVKDINDNFPVFTQYPYRQEISQDLGVNQRVLQVSAT
DTDADDNGRIRYSFSTASQFFKIDSTTGVVKTRSLGPAAAEVHRLNVLAVD
QGSPAKSSTGLVEIHVGSALGGILRFTNLTYNVHITEGARFGEHLTRVQARFIS
NQGSGLIAYSFASGNEDNIFMIHQDTGNITVNEGSKLDFETNPRLRLIVVATAN
SAYDYTTVWVNLKDSNDNAPKFTQQRYSSTYEGNSRGTYVAQVIATDLDT
GENGRVTYSITSGNTHNAFVIDPPETGIVKTNILDREIVSTYRLEIEAIDGGRNP
LSAICTLKVQIIDVNDNSPFFPAYPPVNIHEGIEKGSFILEVTANDRDLTPELQY
MFASDGNPADAFSIDRYSGKITVAKELDHEVMPVYRLRILASDEIHNATAEVL
VNLIDDNDNPPVFGQSQSYQVSIPELTPPDVQVLTVNATDSDSDDNARLTYSMI
AVDGFKIDSITGVIIYTNHTVMFNPRQRDMHLVVTAVDHGKQPORSAAVVRV
QVMDVNNHAPKFLPSTYSTSVAEDTKAGSTLLTLTATDDDDLHVNKVIYYSI
VSGDVESVFQVMGSTGEIVLVGVLDRERRSKYNLVVMGSDRGEPLNSTAPV
TITILDINDNTPVFNSSVYHAQVPEDIAIDEDIVKVSAYDL DAGDNRLHFNID
SGNDDNKFVIDRDTGVISVRITLDHESRDMHKLVISASDSSPVSRNSAFATVVFV

NVTDVNEFPPIFPEGLSFVNLQENQRIGSHVFTAHANDRDSGIFGITQYFIVRD
KDQSAKENFVINTHTGDVSTAAVFYYNVSRRYSVRVRAVDSSGGLYADTTYV
VLIQPFTYKRPSFANVNYDFVVPGNACKGFVVGQIRAMDSGVMVYYSFKNP
NEYFAINSTSGVITVTQDLIENRQENEIMRENDVVLTVARSQSPTSTYVSEKTI
AIQVNRSCGECALAQSGSKGTLSDTSLVLLIVFATIAIILVVVIVTMYLRGRER
KRQPPENSQYDSSSFETIEVPPPPHIGFAPPAYNERYAGHHIHSTTSEVSEPSR
SASSGRGSVEEDEDEEIRMINAAPQQKQALRMPDSGMQDDDAISEHSVNNHQ
DYLARLGIDTDKINTKVSTAKPAPVASSVESMHYFSDADGGEDVLPVYPAQN
AGHHPGPHHQTQAFSYGNAEPSNAGSLSSVINSEEEFSGSYNWDYLLDWGPQ
YQPLADVSEIARLKDDNIKPKTKPTQIVPQRQMAPPLPSSQLGRPPPIITDMPP
RAVPLANGDSLPSHLSSSSSIANSARTSQLTSVSLPKSPISYESSFTSPAMSPSFT
PSLSPLRTRSPSISPLVSPKGISSGHSSSGGETPKRRPHKARGIRLVPPSSGSEQ
EIQI

>Lottia_gigantica.1_lgi_LotgiP174335_e_1.6e-09

MTVVHKTVDPVHMTVVHKTVDPVHRTVVHKTVDPVHMTVVHKTVDPVHR
TVVHKTVDPVHQTVPVHQTVLKVLEKVFYCYHDKFQVSATDPECGKTAP
VKYFPTGASDLPSVFTLDESTGQICIQSNLDYETTYSYNFLVKAVDLDGLQTT
TAIKITVTDVNDNKPVFDPSYKVNVEEDFSVGKTILNVQAQDQDSGFFGDVL
YTIETGNSQGYFDIDRTSGVISLAKSLPNVERTYQLLIQASDGDGVESTNPATV
IISVIRPNSERPKFEFNQYSFDVAEDVNPSTLVGSVIATTQSPGSNIQYEILSTNQ
NWFRRINQGSITYVGRIDRETKPSVLLNIQAESGLNPVWATTQVNITIADVND
NKPEFTIYGDGIRLPVKEDVVVGTSIYGVHANDKDDGLNGTVRYKLLTNPKD
LFDIDALSGEIRLKNELDYETNDQFLKIVAHDQGTPQQESSTATVTIDVIDVN
DNVPIFTKRIYDFNVKENAELNSKFGTVNATDKDSSHGGQMSFGFAESPYT
DIFGMYPTGELYVKRDLREIQDLYVINVVVTDIGQIRLSSTATVRIHVTDAN
DNRPSFTQSEYHFIEENQQVGSTVGQVVALDRDTGINAELHYSFKTSQNKF
VINPHNGEITTKTKLDREDQGSYQLEVKVVDKGATPLDGATKVKITVLDMND
NKPKFQGRQPYSESVLENKPKGTEVIQMVATDPDAAENGFVSYVLDPASTSA
DGLQNFAIHPKTGWITTKVLDYEQRSRYLLVVIKDGGNPGTDNRAEVEIK
VKDDNDEAPLFHASKVTFDVIENSPIRTTVGRVQAHDLDSENGRVSYYIMS
GNVFSLFAVDMSSGEIYSIREIDYEESSSHVLGIKAIDNNILYPRSNNISVTINIID
LNDNQPKFEKDPIILQTIKENS MIGQVVYTF TA VDRDSGLNGTVQYSIKSETSS
GPEPNHGSYFTIDSNSGQLKIANNIDYEKVHQISLIVKAQDRCPSPSNILESSVT
TVVFIMDTNDNYPIFESRTSIHVSEDES VGY PIMHVIAVDKDSNKDKSGNNIIV

YNIISGNEDKHFKLDSNSGLLTISSQLDREKKERYFLNISAEDHGS PKRTSYKL
LNIHDDVNDNIPQFNNTYYATVPENTGPGATLITVTAVDNDIGDNGKLYLI
PEGIADNLFEIEAKTGVITRTELDREIRSAIITVYVQDGGYPTQYDMTTVIE
VEDINDNSPIFQSSSYSLNIPENRPESVMAFVAHDADDGENAVLSYSIIGGND
GHFLINGKTGELTCTPLDREVKKLYNLTVSAVDGGTPSRRGQANVFIQVLDE
NDNNPVFSRSEYSKTIKEDIAKGEVVLQVSATDKDYGHNGEVTFSLGNDTEG
FFSVNSTSGEITTGVFDREKKGQYNFEIIAHDGGISGPRNASAIVRITLQDVND
NAPVFNQVPYRVDVPPNTDANKQILIVGAKDPDLGENKCLTYNLQSESGSTS
LQYFRIDPQTGEIVTKQSLSNAGVYHNLKVVVLDNGNPRLSSTGVVEITVGT
TPNPPLKFKQVHYSVEIREHSPTLTPVIRVSATSSVSGTIRYSFANGNDDQIFSI
DQNTGEIKVANSKLDYEVSQSVRMVVAEQYKNHAYATLQVNLTDINDNS
PKFAQTKYVS AVWESNEPETYVTKVLARDADSGYNGRITYNIIGGNKDRA
FV IDPPHTGIVKTNIDKLDREIRDSYRLVIQAIDEGEQPKSSSCILSISI
IDVNDNQPY FPPQKPVFLKENMEIGSHVTTVTASDVDPDHSLIYDFST
DGNPENTFNIDRLSG RITLAKPVDHEQRKHYMIDIKVSDGLHTDFKQVD
INIDDINDNSPDFSQKSYQ VSLPELTSMNYPVISVNATDKDTGQNSDIT
YSISDNPLDSFYIDSNGTIFTKKS INNTTDESILQLVVTATDNGRPR
LSSMVTVHIQITSVNKFAPIFDEQLYMKNIS EASNRGDL LLQVRATD
KDNTHHDDIDYTLISGSTDIFQIRRTGEIFLNGDLL REKVGQYTLKVM
ATDRGDTPKSSSTSNIIIVTDVNDNAPYFLEKDYFKILPEN FTSEQV
FLIVGAEDADIGPNADIQYTITSGNGKGLFIIHGTKGEISIMTGMELDY
ETDQSHRLIIRAVDCKSCPQEVTKLSAFVTVDINVTDINDSKPKFPV
DHYVESV YENRPVRSIVFQAHANDRDSGMFGLVRYSLIPGQDSDYFT
MDSDTGYVRTQ MSFDYEERKAYRVRISGVDIGGLRSEANVTILIRDE
DEFAPTFIKKTYDFDIQG NAKKGDILGQVGALDEDGGEAGKVYFYFKY
PSSYDYFAVNASSGVISVARSF HEDVPEDNRVKRALKEEETTIVVIAT
SGLDNSMESTATIAVKIDRTCDGCKYV PSTKEEGLSPVVLALVIVV
CIIIIVIVVIVIAAVLFIKRKRKHAKKAQPEPRQYEP SFDQIPPAIL
HPNVGPPPYRQVSPYDRNIANITSSDISNHSNSASSGRGSAEEE
EDEEIRMINSNNFINHSQGYLRRKAMPDSGIQQDDDSMSEPSVQNHQ
EYLAR LGIDSTKIGNKNKKKNVAPSVESMHHSDEGGEGDIGIDYNKL
TDGETDDE VAMIDKNRVLDFPNPEKQHAGSLSSVINSEEEYSGSYN
WDYLLDWGPQYQPL AHVFAEIAKLDKDDNVTPKKQPIRTVPQKPL
LNKLNQVKMVPMPMITNTPPKA ISQPASRTSHSSSSSNQSQRAST
MDTSLPSLPRSPISYESNYNSPALTPSFTPSLS PLA AHTPSTISPA
VSSQVNSGPNNGQNTPGRIVIRNGQIALTSASDPQEFRI

>Lottia_gigantica.2_lgi_LotgiP167053_e_6.9e-52

MATKKCKLLSVCVFILHSISLHVSSHNFVHQSQYLQEANQPLHANIRHSRHR
LKREVTQKTVEKSIQETQQNPIFALRDEVTPNSRIFLYADSSRQNFFSVDADG
NVAVRQGNKLDYEDESMRNIKLFVNATSRRDQSDVIVLDVTIQISNVNDENP
VFKNQPPFLATVPPNAASGVKVYELFAEDPDQNDVIYAFLTGGENRFEVRT
KNVFSTALNRNVRVAEILTQGAGNFIKEEYQLVISAADSTNETQVTTATVLVK
VGVRPPQFYESSYVGKIPEHSSANQFLQNELKILAKSFQGKEITYQLLKGGNST
QASPYFTIDSTTGVVKTTSTLQSSLDYDISPKSSRPPKYSLTARATESETGLSS
TIDLNVEVIDNNDNSPIFEYSSYQRIIPENYRVNSTILTVKADDDDSGTNAEITY
SVSDGNFTVETVSDPVSGIIGHVKNILPLDYDRIVGHMYSFEVY AHDAGSPRR
SGTASVRVIVTNVNDPEPEIQIDNSTVYSVREDAEINYVVTFIQAVDLGDGRVS
FFFTPQDQSTSYIFSIVPQSGLIRLQKVPDVMYVLNITVKDDGSCCGGGTTL
SSEANIYVEIVDVNEHKPTFTNCSEYNKASLLENSPNTPIIKVHAVDEDRGEN
GRVTYSILRSSTDTRKFNIDPNTGNITSLIQFDREKTHSHSITIKGNDQANPSL
EGYCTFSINIGDVNDNSPVFDQPSYTVNIVQDYEVGRSVANVRAEDADLGINA
EIEYSLISNPNDMFRIDIDDGIIYLDKDLGTDAYQLQVMAKDKGIPLNANVS
VTVKVANITSKPPSWDRNDYDSTPYKVNETHVPGYMIAEFAASSNVDGNPRV
LFNLINGDGNAAVLDPFYLEIQGNKVQLKVNRLDYNVKPLHELRLRVTNY
NFIPSTSEISPKIEVIDMNNKAPYFVGRNQDSSIYPGSVAENMPPGQTVIDVKA
YDDDVFPPNELSFSLVYKEGVSQVLSISKIDDNTARITTTAQFDREQKNFYFI
EVKAEDGKASDTPGHTPANTPNSAIATVQVRITDQNDNQPYFEKEMYNATV
KEDASIRTSVILVTGKDPDTADSLVYSITGGNTRNAFGVQTKKGIYVARQLD
YESGETEYTLTYMVSDGLYTNTTIVISVEDVNDNRPEFDQETYTIDDVVEED
ESISPNQPRLLTKVIATDADKTRPNQITYSLLGSGTMPGDDQLFRVDPKTGNL
YLLRKLDRDLPNGRATYQFNVRAMDEPQNPDTAQYGFASVEVKPKDINDNQ
PIFTDNLRGSAEHSEKGEQVMTVIARDYDFRENGTVTYGIAEGPASLSSSIKF
SIDNNGLITNTAPKELDREDVAVYNFKITAHDLGPNANTTTATITITLTDIND
HKPEFLEKIYSVTMSEAQEQGEIALVRAKDKDIGENARLTYSLNSAHFAVNVI
TNEGSITVYKPVYEDPSQRSFNLSVTVSDPDPSHTDTCYVEVTVEDFNDNAP
QFDQASITVNVRENIAVGEKLATFSANDKDSGLNANFTFHIDTTTDRRRQFAI
DEVSGEVSVRRGLDRETLPVHEVRILAIKGDQPQTGTASLTVNLIDINDNYPI
FKYDYRPIVMENDPNFPKEVIRVHGKDLDEKFGPPFGFKSTRCEDGTSRCPC
PGRPTCDDFNLTANDAGDGGNGEGVIFTKAEFDREKQKYYYIPIVMWDMRG
KGDPNSTGTNTLTVEIGDINDNPHNPGHKDIFVYNYKGLFGNIPIGNAYAAD
PDDWDVVDKTFDGPNTYKDLFEVISENGSILKEKVPEGEYTFVTKVTDNLHQ

KTVESTVTVVIQMLTEEA VKKSGAMRLTGITAEDFVDREKVDDGNLNSYYD
SKSDKFRQLLADKLN TKKEKVEVISVMNNGEFTDVRYSVSGSPYYDASKSDS
VISLNRKEFENKVG I KIGMVPIDECMDEKFEGGCYNYLNITEQPAMVNTNSTS
FIGVETKVEALEGCRATMYPDEQECSADYCYNGGECVKDDWNTISCPKCPIG
YDGPRCQGTHHSFDGKSYSLFKPLEQCLDSQTSIEFITQQADSLIFYNGPIGEL
GPDDPTDYISLELVKGYPRLRIDHGTGELSLQIDGRDEQGSVKLQRLDDGKW
HHIDIIREGRNVQLIVDRCQDISRNNGIGVDDRACRQSGATSNENRLLNVNTL
LQLGGRAEDPPPSYPAGITPIRYNGCVKNFIHNGEMYNLHIGGTPGYPSGSNG
CKKEEGICGKDLVPVCGENGICISSWSPDDYKCICKTGWRGEKCEKETT VKD
LKDMSYIKWKLSD EWFNNITPWKLQMH LQFRTRDENGVLMTVSTAENSKH
VILEIENGILQVKYDLGNSNVQILQLY YSPASNGRWHTVELERYGKQFILKMD
GGGRNYNYTLGNPGEYEGINIQRIVFSGASVSETSSISVISPSTDLSDTCLNDV
RIENGWFPMEMNENSESKAATLVRDVNLEDDCLRNDCEGVTCTGEFEVCYP
LWGIYECRCQDGYKKGPNGKCILIPFCETDPCISGR CNVDKCECFEGWDGKF
CEKRDPGSVVAGLSTGAIVAIVVCIFIALILALVVIFLVRF SERPNDSKYILEV
DPDEDIRENV MNYDEEGAGEEDHDAYDISRLRKPDDNMSMGKSPLDPIPRTR
MVGLGRAPRPGEDPDVGGFIDRLGDADDDPNGPPPDSVCEYAYEGGGSDA
GSLSSLNTTSSDGDQDYDYLNDWGPKFAKLADMYGAGQED

>Tribolium_castaneum_E-cad_tca_TC013570_001_e_4e-44

MDNNIDQQNHLAHSRLSQYQENHKPMFKDCQRYNPKVEEEQPSQTFVIRVQ
AVDEDPPDREGGRITYTIEPPGTRPNFKINKRTGEITTALPDRDEPNRQKEYIY
LTVRAVDDGRPELADICTIKVTVEDINDNSPSFDQHDYSSNVSEDL PENSEVL
RVFAYDLDDRENARLTYSFVNGNDQFEDYFRIDSVTGVIYLLKKQLLGKQSKR
FSSTVEVSDNGKEKNTARADVFTVVD SNKRPTIEVVGGRVVIHLKEDEND
FEKPLVALSAQSNIDDPSVVFELVKGKTTQTNKDQTFILSPSGPTSAQITMARP
LDYETVEEYQLTVRAKNKDLLYASVTINVKVEDVNDEIPTFIELLRGSIVEND
KIGAQAMTVRAIDKDG TSPNNLVVYELLDYKDLFEIDKNSGVITAKASFDRE
KEKLYHVTVQARDSAISALFPSKNKPNVANQTFQISIEDQNDNQPKFTKSLYQ
VYNISENADTQKDVAEVKAIDADTASRIEYSIIEGNINDAFLIEPTTGRIKVNNK
LDYEKVEEYNLTVQANDGIYTD TAKVFIQISNENDEIPVFEPYNKDIQFEEERT
SEDCIITLIAYPD DIKDRSADQKIVYRVGEAYKSFLSVGRNGCVTVTKPLDRDL
PNGSSSYQAYIYADDYEGGPNSLSNYAEINIILRDINDNAPYLEQTEV VWQEN
QEPDGQTPIITLTANDNDGPENGPPTFEIPSYEMTEKFEIRDKQLFAKIRFDRE
ERKYYDVPIKITDNGSPSQSGTSILKVIIGDVNDNAAQDGSSEIFVYKYEGIKM

DTEIGRVYVTD PDDWDL PDKVFEPDGYLDSNFEIGRIGGMITMKKEIVPNVY
KLN FVVKEELMNGTLNTVHADVTVTVKEIPEEA VRKSGSIRLKGITSEDFITK
NPTTLTSRKDLLQKHLAEVFNTSIENVDFVTVMPSHNSTFVDVRFSAHGSPYY
APERLNNKVTVEQEALERELGAEIIMISINECLQPDVCLNGSCSNILQIRDDPA
VVFTNKTSFVGVKAVAEAVCECRKHM TKECFNNGGTPIEGICNCPEGFTGPNC
ESLGISFAGDGWAMYPPFDSCNNTLISFSVLPQTDDGLIFYVGPLSKRQ AELN
KDFMSVEMRGGFVVLK VDFGDDTEEFISDYKKINDGGSHKIKINYTNVEVQIE
VDECPSDCIKWASFRKGGLLKTNGPLQIGGRSNIFTQEEAKMIWSNPPSSVGF
RGCITNFTYNSYVYNLGAPSDKYHAHEGTCDYGMFQA AKFGIDSNFLVAILV
CLAILLILLAVVVHKRKHDFNEKDLDDTRENII NYEDEGGGECDTNFDLSV
LRNNIDEKPPMTDHL YKHEVPADIGSFLDDKKRACDKDTLPCDDVRHYGYE
GDGNSSGSLSSLASCTDEGDLKFNYLSSFGPRFRKLADMYGDDASEEGSQNG
AEESWC

>Tribolium_castaneum.1_tca_TC032877_001_e_5e-09

MLISYRLQGLAIVMSDQFTSDRPSSSDFRTPGLESGDVLDLPIDGADFRDDSVG
HAMSRPANICPPSPLSIKITELRRYCTVSA TDPDCGVNAMVNYTLGEGFGK LK
EFEVRSATGEVCITSSLDYETRNVYEFV VATTDRGGLSTTAMVKIQVTDVND
NRPV FYP RVYNVSLREGGASSATTPVV VATTDPDSGRFGTVTYKIVAGND
AGLFRIDKNSGEIFVNRPNLLSSRSQPYHRLNISATDGGNLKSLADAEVFISVID
SAQRPPIFEHPRYTYSVKEDVRKETIVGNVKATVRDSGDRKNIRYSIYSGDPE
GFFRIDPSTGAIRTASALDHEL RSSVLLNIQATNGDPPVYGH TQVNIEIQDVND
NAPEFESNVVRISVPENVETGIALYAAHARDRDSGANGVVRYKIVNNGATGG
LFNVDPKLGHLTLTRHLDYETTQRHSLIITATDTGIPPLSANLTVLVEVQDVN
DNPPVFERNEYSKSVEESRPVNSQILQVTAVDLDTGNNARLTYRLLPGNNTG
EVFGIFPNSGWLYLKGS LDRETKDRYELTVTATDNGTPSLSATAKVLVKVSD
ANDNDPKFMKESYEF SIEENLRSGSPVGKLSATDEDIGINAVIRYSLIPGNTSFQ
INPASGEITAKEPLDRERKETYDLVAEARDQGT PSRSSRVAVKIHVLDVNDNV
PEIIDPQEDVVS VREEQPPGTEVVRVRAVDS DNGQNASITYSLLKRQDS DGYG
VFKIDPLTG VIRTRMMLDHEEKTIYRLAVVASDAGKPPKQTVRVL RVEVLDL
NDNRPTFTSSSLVFRVREDVKIGHVVGTVAA SESSDQENMISGSTGGHITYTL
TSLMPENVIDAFDIDRSTGSLVVAKELDRERESEYRLEVRALDTSAMNNPQSS
AITVRIDIADANDNSPRWPEDLVTISLGENTAIGSSIHNF TATDVDSGSGNDVR
YHLLHQYPTNDTFTIDTLTGTLILSNSLDYETVQEYTHIISATDQSLNISERRSSSI
TARVIITDSNDNPPKFVIPVPPTAFISESSSIGMKITHLVAVDS DSGDNGRVTYV

ISSGNEGSLFALGYDTGVLTAKPLPDAQRTYVLNVTATDHGTPTLHADMEL
KLIVQGSEVNPPRFFNALYRADVPEDAPVGTFTVTRITAKSGLGEDGGNITFYIP
QEIADGAFQIDPTSAVITTSKYLDRETKSTYTLPIYVIDSTTPGKTLFDVATITIE
VTDVNDNAPEFKINSCYRLYPENNDIAVIHTVVAKDLDVGLNGEITYSINGG
NVGNKFIIDNRTGALTAKPLDRESHSRYYLTITAQDRGKPSMMGSCNITVMV
EDQNDNDPKFDLSKYSTTIPEDISIDTSIIKVHASDADMSVNARIISLANESQ
WLFRIIDNKTGVITTAGLFDRELQSVYNFLVVATDSGKYNARSQRVPVTVRIE
DINDNKPIFTQYPFREQVAAYKQPGQTILKITAKDADFGTNSEIVYSLVNDGS
YPKFRINPNTGILTATQSLAAENGRVIHLNVIATDKGNPPQSSTGLVEIIVGDIP
DGTPQLRFQNSTYIVNIAENTEQFKDIVRVSAVRTDGRRQRIHYSFGTGNEDNI
FNIDTETGVIQVHDPKNLDYELHKEIRLVVEAKTEGGPVLHGYCEVVMQLTD
INDNAPKFTQQQYSASVWEGNKKGAFVLQVVAFDDDEGHNSRIRYHFLDGN
HDNAFKIEPEFSGILKTNIVLDREIRDNYKLTVIATDEGVPQMTGTARIVINVV
DVNDNQPTFPPPATIKVSEATEVGTVLTTVAANDVDTNPTLTLYDFAKDNARE
DLEFFSIDRFNVNDNAPVFSQLVYQANLPEGHSTELSEILTVNTTDSDSGDNA
RVEYFLLNPIPSFAIGRTDGILRANLSNISTTQDVQLYVQATDLGKPKLKS VVS
VRIKTNNRSGHVSSSNKKDYKIQIPSTPKGTIVLHLGKPPNVQKQASFYIVDG
NEEGAFEVSSPTGALIVVKTLDREHRDSYSLKITIGDSAVIAVSIIIVDTNDNAP
VFKQSDYETTISEGTPVGTSIKKFEATDGDSAGPNSDITYDITSGNDELLFRLD
VISGVLFVNGTLDYDDGVTEYNLVVRACDRAAIPLCTLNTFSIELQDENDNEP
KFPVSEYLEFVGENESIGTSVFTAHAATDLKGAFGSLNYSIVSASSVNYPGTD
DSWRLFNIDSSTGMVTTNVIFDYEQQSRYVFIVRATDVGGKSSNVKVRVEIES
KDEFHPQFTERTYKFLVATS VVLPVGYVVGHVIAATDRDKGPDGRVVYQLTT
QHSYFKINRTTGAVMIKKKFDNEGLES GREISLVVTASSGRQGS LTNMTVVEI
TLDPLADPGTNLAINRENNTTVAAANGGIADWALGLLIALILLITFGAVFVFL
HMRNKRKINKPNLNSESVSTSNNYVDPSAFDTIPIRGGGGVVTSGTNQFAP
PKYDEIPPYGP GHAASSNSGAATTSELGSEQSGSSGRGSAEDGEDGEDEEIR
MINEGPLQRDSGIHRQNDDDDNLSVSVRNTQEYLARLGIVNSSGVQQGTSR
LCSDPRAGSSKESIHHHQGVPLDSLHIFDEEGNNENDMTLIYAKLNDVAGSDR
ASSTDEGGGVNTSTLEHVMAMGGYGEVPAVTHQPSMNGSLSSIVHSEEELAG
SYNWDYLLDWGPQYQPLAHVFSEIARLKDDTASVKSGASGNSSVKS KSSAPA
KSIPPLITSVAPRSIAMPVLNSRGGSSHHAGGHSQMMMLPRSPINHDASGATF
STSTAMSPSFSPSLSP LATAKSPSISPLVTPGLPTSHHVMGRQPPQTRTKTVVDA
ELRI

>Tribolium_castaneum_N-cad_tca_TC033193_001_e_9.4e-54
MLLSTAGLLYTDNQRVIIHVRDVNDEPPYFINRPLPMQAVVQLNAPPNTPVFT
LQARDPDTDHNIHYFIVRDRTGGRFEVDERSGVVTRRGTDVDFQLDMEYVLY
VKAEDQNGRVDERRFQSTPEERLSIVGGKRAPQFYMPSEAEIPENQKKDSI
ISVKAKSFADREIRYTLKAQGGAGTFNIGPTSGIVKLAKELDFEDLRQPHVY
SLVVTATEDSGGFSTVELTIRVTDVNDNAPKFELPDYQAHNVDEDIPPGTSIL
KVKAMDADSGANAEIEYLVSDDHFSVDPSGIISNNKQLDADNNNAYYEFVVT
AKDKGEPAKTGTATVRVYTKNKNDEEPPKFSQQVYTPNVNENAGPNTLVTTV
VASDKDGDNVRFVGGTSSGQFVIEEITGVIRLHKSISLDRDKYELNVTA
MDDGACCVNGDQTIHTSTAVVVFITDVNDNKPIFKDCGTYYPKVEEGAPN
GSPVIKVHATDEDKGVNGQVKYSIVQQPNQKGTKFTVDEETGEVSTNKVFDR
EGDDGKFVSVTVKATDQGEPSLEGVCSFTVEITDVNDNPPVDFDRQKYVENVK
QDASIGTNILRVSASDEDADNNGAIVYSLNAGSNAADLEYFEIQPESGWIVLK
KALDRDRYRLRVRASDRGEPSPFADVVELDVVDRNNKPPLWDVNTYGPIHI
RENVTVGTVVTSVKARLV SALAGAPGALGPGVGGRRQGAWRGPAASGRETY
KLEATAQDKGYPLSRSEVQIDVDRANNPPVWDHVIYGPIFIRENLPVGAK
VVSVKASSGIENNPTVFYRLMPGSTAQTNKYHTFYLQQRPDNGFTWADIKVN
HPLDYETIKEYNL TIRVENNGAQQ LASEATVYIQLEDVNDEIPLFTEREQETVL
EGEPIGTKVTQVNAIDKDGTFPNNQVYYYIVDSRNEGKDFFEINKETGEVFT
KIVFDREKQGAYALEVEARDGAPSARPNSDSQPNSVTKFIRIGIADKNDNPPY
FDKALYEAEDENEDIQHTVLTVTAKDHDESSRIRYEITSGNIGGAFVKNMT
GAIYVAGALDYETRKYELRLAASDNLKENYTTVVIHVKDVNDNPPVFERPT
YRTQITEEDDRNLPKSVLRVTATDGDKDRPQNIVYFLTGGQIDPDNPANSKFD
INRTTGEIFVLKPLDRDQPNGRPQWRFTVFAQDEGGGLVGYADVQVNLKDI
NDNPPTFPQGIYLGNTENG TAGMVVMTMTAVDYDDPSEG TNARLVYSIEK
NVIEETGSPIFEIESETGVIKTAVCCLDRERTPDYSIQVVAMDGGLKGTGTA
SIRVKDINDMPPQFTKDEWFTEVDET DGTTLPEMPILTVTVHDEDET NKFQYK
VLENSGYGADKFTMVRNNDGTGSLKIVQPLDYEDLLQSNGFRFRIQVNDKGE
DNDNDKYHVANSWVVVKLRDINDNKPQFERPNIEVSVYENAEV GKSLETFK
ATDPDQGGKSKVSYAIDRISDRKRQFSINQDGTVSIQRSLDREDTPRHQVKILA
IDDGIPPKTATATLTVIVQDINDNAPTFLRDYRPVLP EHVPPRKVVEILATDDD
DRSKSNGPPFQFRLDPGADDIIRASF KVEQDQK GANGDGMAIVSSLRSFDREQ
QKEYLPIVIKDHGNPAMSGTSTLTVVIGDVNDNKMQPGSKEIFVYNYQGQAP
ETEIGRVYVYDLDDWDL PDKKFYWETVEHRNFKL NEDTGMISMKHGTREGK

YHLRFKVVYDRKHTQTDVPANVTVTVKEIPHEAVVNSGSVRIAGITDEDFIRIW
DYKTQSLSRSKADKFKDKIAELLNTDRENVDFSVQLRRKHPPLTDVRFSAH
GSPYYKPVRLNGIVLMHREIIEKEVGINITMVGIDECLYENQMCEGSCTNTLDI
SALPYMVNANKTALVGVVRVDVLAECTCGARNFSKEENCRNTPCYNGGRCIE
TRYLSLSCSPATYNGPRCQQTSRSFKGKGWAWYPPLEMCDKSHLHFEFATRK
ADGLILYNGPIVKPETDEVMVSDYIAVELERGYPRLLLDGSGTLELRVKTKK
SLDDGEWHRIDIFWDTENVRMVVDYCKSAEIAELEDGTPPEFDDSSCQAQGTI
PPFNEYLVNAPLQLGGFYVEEFDPTTEYHWQYMPVKGKPFDCIRNLFHNSKL
YDLAHPGLSRNSVAGCPQTEEVCGRSDATHRCWEHGTCVGSFNEAKCQCKP
GWTGPACLHPTIPTSFKPQSYVKYALSFEPDRFSTQIQLRFRTREEHGELFRVS
DQHNREYGILEIKDSRLYFRYNLNSLRTEEKDIWLSSVTVDDGQWHVARVSR
YGSAATLELDGGEGRRYNETFDFVGHQWLLVDKQEGVYAGGKAEYTGVRT
FEVYADYQKGCLDDIRLEGKHLPLPPAMNGTQWGQATMARNLERNCPNPKP
CANVICPEPFECVDLWNDYECTCGEGRVMSADSKDCMDKDECVDLPCLNGG
TCVNLEPRFRYRCHCPDGFWGENCELIQEGQTLKLSMGALAAILVCLLMILSY
KFHENGCVNENECLWLPCINGGLCKDYEPKRYECSCPSGYTGGHCELELAP
SGAIMPSKDFIVAVIVCLLALLVLLVLFVVYNRRREAHIKYGPDDDDVRENIIN
YDDEGGGEDDMTAFDITPLQIPIGGPLPELAPPKIGFSVIGVQGEPNVGVFIEEH
KKRADSDPNAPPFDLRLNYAYEGGGSTAGSLSSLASGTDDEVQEYDYLGAW
GPRFDKLADMYGPGEETEQEEEE

>Acropora_digitifera.2_adi_adi_EST_assem_551_e_4.7e-13

PTFPQAVYHWTLFEGSPVQRTLQAKDGDGFANATVGYSILSGNVGNMFMLR
EFRDRKGHLSAELDLAAGKELDRETRDSYLLNISATDGGNPAQVGSTLLNITV
GDINDHKPVFSNSSYSVNTLENSPRGTTILQVFATDKDIGSNAVIEYHVEHGSH
SDPLFAFSADPKTGVIINNHILDFEDQRVYNIYVRAENPNSGMFTLARVAIHV
VDQNDNKPTISVLFELSGRYQVFENAPIGTVVARIYVSDKDSGKNGEVDVTLE
GGNGYFSARSDPANNVDIIAVAKNLDRETQERFILRIVAKDRGQPQOTSYSDF
IANVGDINDNYPVFDQAVYGAVLSENVTIGTQVVRAEATDRDLATNAQLVY
NISHSLPTDYKTFWFQINSQTGQIKTAALLDREKIEQVVLNLTVSDLGVPPLSA
NCIVLINITDANDNNPSFSRAVYFATIAENKPIGTSVEQVSATDIDIGQNGEVR
YSLDNQQGNVPFDVDSSTGIVSTAGLIDHELRSYNLKIVATDGGGREAKCD
VNVTVKDVNDNFPVIDPLAYDVKVYENLTIGDAITTIKDDDSGLFSRLTFSI
SSGNADSIFHVNPSGLVTLKALDREEDDFHQFNVSAEDGGGLKSKNTALV
QVTVLVDNDEPPIFDASSYNFTIVENSPVNSILGSVFASSKDLGTNADIFYSVK

SGDADNIFAINSSGTIFTQRNIDHEKAALLVLSIQAKDGGSPPLYGFANVTVTV
IDLNDNSPSFLSNDIAINILEDTKVGEVFYNVASDRDSGLFGQVQYTLLSNPN
NTFQLDQYTGALS LTVPIDFEGPRHYTIQVLAQDGGSPPLNDTASFKFTVIDV
NDHAPKFSNSTYSVHVMEGSVTGNILNVVATDADSGDNARISYSFQPGVDRT
VFGLKPDGWIFIKHTLDRERQAVYRFGVTASDQGNPPKSSKANVVVHVDDA
NDNDPKFSQNQFFFPVAENKSNRTKVGQVSATSDAGLNAKIVYSLVSQSPQ
FVIDPDTGIIRTNQVLDREVQASYDLMVEARDQGASPRTDKSKVTVVVKD VN
DNSPTFRNRSYSQA VPEDIPLGSFVIRVVADDPDFGKNGEISYNLTSGHIVDKT
AMFRIDRRTGEITTAQRLDREQIHRYILFVVAEDHGTTPPKDHHVIVSVEV LDA
NDNPPRFVNNSFFVNVAEKLPVGTVVTTVTAKDIDAGKNGQVRYTIDQGNA
GGSFGINDTSGVITLLKQLDYENKKKYQLRVEARDLGQNSRRSYLFVTVYVL
DSNDNTPIFDKNPVTVALREGVPNYFNVTTIKAHDYDSGQNSRIWYSVDSQSP
GPPKFKVNRETGVVQTVGPIDRESVDEYTLTIRATDQAFTESERLSSTLTVLIIV
LDINDNKPDFVSPERTFVLEDEPFGYPIITITSIDRDQGSNAEVRY SIVRGNSGIF
SLDPNSGLLKLHGTLDYERKPTYTLKISATDLGTPPQTSFQTLTIDLVDVNDN
APQFNQSLFLGNVYENEPVGT PVMNVT AHDPDSGSNGALSYNIPRGEVMPRF
VIDPKSGLISTNSTLDREEKD VYILTVSASDNAFPFRVATCTVKITVLDKNDHS
PVFNPTRLNLTVMENRAPFMFYVMSAQDPDVGRNGRLRYSLRSGNEDNKFTI
SEFTGELSTTAELDREKTPQYDLHVVASDITPPFYNSSAHVSVFVGDANDNRP
SFLRASVDVNIRELTPINTAIFNVSAVDRDVGLNGEVVYSLSNKTFGIFRVDSR
TGVIYTQRQFDFSVKQAYTFNCYATDRGVVPRRGSTEIRVSIIDENNHAPVFQ
RLPYSQQIQPSFPQGMRVLTVSATDQDSPSITQMSYRLIGNSSYFLLTSSGELQ
VKRGVYSIPNGTYVLNILADDGGGLSGRGVAEITVGPIMDNPPVFLNSTPANV
SIPENSPNDHEVARVIATRSGSSSGIVYSIINGNDGSPFKINRQSGVVTVANTAL
LDFERLRYFRIQVIASLESISSPNAYLTLNVYLLDVNDNRPLFNPADISVQLAE
DDALHSSGFNARTVVMVTATDLDSGSNQQITYELDSGNVNQRFAIDSKTGVI
TTTKLIDREVL PYYRLVVKATDHGNPPLSSTSDVSVNIVDVNDNIPSFSGPYTA
EVVEDVKVGYVVKRVAASDRDASPNLVYSFSNGMSNKDLFHIDRSAGVVSV
SDSLDYESTKSFVLNINVT DGTYQSQTTLTVNVKDVNDNAPRFLNSSYRATLS
EDSAAGAFILRVSAVDKDSGTNGEITYAFVTDVPQFTIHADTGSIIHTAQKIEVG
AQESLFFVVVSATDRGVPRQRAYVNVKIQISRTPKFTSPSYAASIPENTAPGTE
VVTVGASVIDGTKIGFFITNDQDSIFRIGRRTGIIENVQPRLNIEKDKNYLLLVE
ARDDVTKRSVVVGVNITITDVNDNPPKFSRKQYTTNVREDV SIGTMILQVTAS
DDDSGMNGQVVYSIDSGNDKNSFMINGTTGEIVTVKTLDYENMKRHLLSVQ

ATDQGSNSLKGFAVAIDVTDLNDNIPLFHIMNPLSIAVEENSEVGTQFYQVL
AVDTDGINRELTY SITGGSGENLFIIDHKSGYLRTNATFDYETKSFYFLLIKA
VDSGSPPLSNEINITVYIKSVDEYEP AFLNSTYKFEVPGNAKIGDFVGQVSAVD
KDGGEDGVVRYSFESSNAKVFGINATSGVIFVNKSLGEVESKRKRRSIEREQ
GVGSRVRRTDLEIVSLKIRAHSGKSGSKFSTVNAEVAVDFACPGCIPGRVD
TQSGNALSPIIVLVITVSGIIFIVIVVVIAAIAIYKRNRKRGRPSSRSFGDGSFDP
ISVYPSLNGNVNHVESLDNVSTPRSASQERSPLNVPSDSPTRRTNSTDSPNSA
SSGRGSSDGVDFEVDHPATLAKGDLGSLHSENYVRTLIAPDSGIHQSDQASQ
LTISDTSSVLQGEGLGVDKRQDKIDKILARLGSQESLHVFGEEGGGEADGGVE
VGNLLYARLSEVDADEDESIIDGIRPFVDEGHDPHYGGSLSSIVGSREELTGS
YNWDYLLDWGPQFQPLADVFL EIGKMKDDSPPKAMSLSLQSSRDLRNLPA
GVVTTDMLSSISSLPRSPISPPSTRYTSPA FSPNFTPAITPLVTRSPSVSPLDTGTS
TPAFTPASATPKSGSRPASMHLVQLRRESHDGSNSDLTHSPSISDNESNLEVDV
>Acropora_digitifera.1_adi_adi_EST_assem_2804_e_2e-27

MRIKEIVGFLLCFLLHRINTAVQFKQEILEEGKSAGYVVL SLPLPPSNEIYTF
FQAQDSGSRDALLLFQISESGVIKTTKPITYEIGQKNYYDLVAIRRQRGEKVG
IPTSIRIVIKDTNNSPTFPQHLYYGRVKERSPDNTVVMGLENCFAEDRDTGGI
QSYSISSGNDKGYFKTSMTTVNDRKFLVLKTTNPILIDTTP EINTVRAIDGA
NSATTGITVKIIDENDNSPVFEKKS YATTVNEDTPLLTSVLRVRATDKDLGTN
GGVYYLNGAQYFSVDAITGVIKVVRQLPDQPRIVLDVKATDRGTPSKTASV
QVTIDINGIPDYPPPDSL NPGVNTVPVFQEESY TASVREDFPINAALLVIHAIDR
DPPGRNRQIRYSLSSPGT FEIDQFSGVIKLVGRLNYDSKKEYNL FVRATDQAV
TPLVASVGLKVTVQEVDKNRNTPVFSPANQQQRVVSIRENMPASTQVGLIT
ATDADGNQGPDGQIAYSIFSGSGLPYFQINKDSGRLETVIPLDRERQSQYDLIV
EARDKALYPLFSHVYLMINIDPEEDN NPDFS KVVYTANVPEKAPRDTFVTVIH
ATDRDGASVSYSIQNAGSAFAIRAETGVIVTARVLDASIGD TDFTLFVIASAGT
KKSESQINVTIVSKQDSPPTFKNAPYSVTVPENLGKIDNLLCIAAYGVQGTAVS
YSIASAAVGKFAVDIDSGRFSATSSFDYEQVLGGEYPVQVQASTSPQQVATA
GITVRVTDDKDPPTFSRSSYTFDIDENTPGGTTILPKNADGSSGGLLISDEDTAI
TQFDCTIENVPGNVDFHFRVVPDNSVRECKLVTVRGFNFVENPSFQFEVRAT
DRNYRNMFA SAQVKVVIKDRNDHSPEFSQTSY WASVGRDYPTGNSILKVTA
TDQDSGSFGEITYELLNSQDRSRFSLDSNTGVLSFPNSLPARRYQLRVQASDR
AQKSNEIRRTEVDVFTVYLPGTGIIVFDPPLPKAIREDITINTQVKLVSTRGA
SNIKYSIVGGNTNNAFRIGSNNGQILVQKALDRETQSKYTLVIRAEESTSNVAT

EANFIISVTDVNDNPPMITFMEVQPKNIAIEDFSPPGSPVIRVIATDRDTGAAAA
IKYSISIGTPFSINEDNGLITAAREIRKTERSTWDLTVTARDSGTPSQSSAPYRLR
IHVTDGLQAPQLQPRFSVNVNENEQVGNVVKDISPVQKNPNFKYSILSGNRD
DAFCINHAGMISVAKPLDRERVNSYILRVASVGNKISNSTVSVTIADQNDDA
PQFTRTVYTFEVREDLPQGREVGRVLAIDRDDGTNGQVSYSLLYTVDVNSKF
TVDGATGAVVTGSLDFEIRQHILYVKAEDKGRPLRTSIKVIVNVKDVND
RSPKFSADSYVTKVSLDEVIGTQVLLVSATDLDSGDNSVVVYNITAGNEEGAF
EIDPDTGAIKVKKSLTTVSASKFSLRVEAKDKGNPPKMTLTTVQLNVFLPDGP
PKFVVKPVVEERFEGIAANGRVMVVKAATSEALTYEIIISGNEDGLFRIEPTTGE
IKVTRVLDYEEASEHRLVVRVMDTRDRSDRVTVILKVKNINDNEPQFPGESN
GFVERKVEDDFQIGDAAARLSAYDKDAGDSISYQLSANALSLFSIDNEGFLIA
KKPRSEIQSPVKFELVAKDNGVPQRQTTVQVRLVFVSYRGDQQPVRVYVRED
KEVGSVIARVPRFFPGGTLIIFFPQKANFTVDNSGRIRMTTAFDFEQSQFYRLT
VREQEPAPGRRNTDIDVEINVVDVNDNKPKFTMIDFFGRVNTNSRPGTSAYQ
LKAEDKDGLSGTVGYQMLSQGVVPGINPISSVETDATLQDRGGYNITVFPF
DFGVPREFGAAVSLDIKTVNFKPQFSESAYTFQVFENAPPGVIVGEVNATSLS
GARLGFSVSLGDPSKKFEVHNSGEIRLNSRLDHEKQSIYNLKVKATELIPGGY
SNEVEVQVTVTNANEYYPRFIPNVYDKTVDENVAAGEIVLRVTANDNDCGIT
GKCEAGLLKFSVEGTSLFKIDPRTGDVSVGSTPLDYEKQREHVFTIVVEDFGE
KIYKSRGFVTIFVRNTDDEKPFLESDYTISIAEDAETGRPLAAILARDADGDP
VKYSITSGDSGGIFQINPTTGVLSLKSSIKGNPRTQYTLQVKASNSAQDSRFDE
VRVVVNIEDSNDNRPVFTDCPPEVSVEENKPKGHRVYTVIAQDTKDRGRNKE
IEYFLVTGGERLFEIDNTTGVIKTLTSLDRETQHTLIIMAEDGGHGRNSAER
LLSYCILDVKVVDQNDNFPFFLTRTYASVWQRASVNTEVLTVRAADMTR
VNANIDNSEVQYQLVNADDFQVELATGVIKTKTTLVSYVGKVQLQIRAINK
QPMAISEERPTSTTTVEINVEKDKPPAFTSSAVYKSAIREDVRIGKEVQRIVA
TSQVDSKNKIVYSFVKSNDPEGEQKFQIDPSSGNITASTLDYEQVKEYRLQFR
ATDIATNLYATCVVIISLIDVNDTPTFKLEEYARVPENAAVDFNVITIEADD
RDTGLSGQVGYTLEDSSDGQFFAINGQTGVIITKKSFDREDPKHIPKYNVFAE
AKDKGVPPLAAKVTISVAIVDQNDQPPIFANPRYEVSQVEDAGIGTSVGEFTA
TDADIGDNARLDYFISSGDASHIFKMESVYGDKNFGILILAGKLDKFETKKTNYI
SVTATDRKDSATVPVVVNVLDTNDNIPQFRNLIYEATIPENSPPGQRVAKVSA
TDLDSPKIQNDLRYSLDADGQRNFAVDAVSGQITTANQRLDREVNPPVVTFTA
FAFDGKHRGQALIRVTLQDVNDNSPYFPNPPYVGYVEENLDPGASVMVIQAF

DLDFGSNGEIVYSLDDSSNNKFKIDSNSGLVTTVETMEKETAVNSFTIVVKAT
DKGSPPLSGTVTATIRVSDGNDQAPVFNPREYRQKVPEDSPPGFLVTQVKATD
QDEGYNAELETTITAGNDPYQFYIDPKTGEILVSGMLDFDHGKKFYNLTMV
RDRGVVRPKQAPEPALVYITIVDSNDNPPVFPVPAEYSIKVTEGTPGDTVQLVT
AVDQDTGTNALFTFGIADGDDADMFGIRPDPKNSSIGFIYTVLQLDRETVPQY
NLTVTATDTGGLQGVALVRITVLDTNDNGPWFQPRYYEGSITVTSOSSSQEI
TTVKVFDPEPSNGPPFSFSIESTKPATDATRFGLRDKPKPQTANEVYSIGAF
TRQVPEWELTIKAVDSGKPVAMSNSTLVFVYVDDKNLNEPFDGALTIIVNA
YDDKFAGGIIGKAYYQDVDMGIDENTYSMSKQYFTLGEITGDISAAANIPV
GLYKFEIEVLEQRLRPNTNTFKTVTSSVSVIVQSVPRAILQSVAVQILAFRRP
ALFVADIYTNFRQKLAGIFGVQEADILFSVQRAPSKRVPLADVFGVEIQLAVR
SSGSSFMDKMDVVRGIVEGKAELEALSLKIGDIGIDVCAAEQQDVGVCNNKV
EASSAFTVVSIGDIGQIEPSKSSLTVVSIIDITLKAIVYTSILLPDINCTTGTPLHGG
TCHNAVPGIICECGRDYLGPCEQSTTRTRFRGNSYLWLDKCLASYERSISLQF
MTGSANGLLLYQGPLYNGANNGLPDSIALYLVDGFAKLVIAGLPHMTPLEL
YMNKGDRLDDRTWHTVQVIREKRVVLRIDKCSYSKIVEDYQIVEDRSSCE
IKGEIWGSAIYLNGLGPLQIGGVENSISDMKINFTGFSGCIRNIYNNGRMYDLF
NPLKEVNTELGCRLNNQCPNCGRGYCEPFWNYAICVCDLGFGGANCDRT
QANWYRANSFTQYRVKQVQRKRRELVPAPVSMANEFYTNIALQVRVSPNS
NVVIFLASNSLGTEFNRIDVKNHVLRYVFRLGDRMKILKIPQLNVTDDKYHTV
IVKREGNRASLQIDYRGKVEGTTGGLHKLLNMGGGSFFTGGLPNITEVRVVE
AFVNSGGNAVLRTAEGNISSGMGSAYTGIGSYMSNVITVNNFGGVDVSYGV
SGAPHVQRTIKTKSSIFTGSSGVITRISVSRGHSVEFMNSRFFTRKTKQKQKVII
SSSGGSVSGGSGGASGGSGGASGGSGSVGVSGGGGASVGGSSILGSSASMDTK
GNLRSYSGSGFTWTIAGAGPNEAGDVQVIGDFGGCTASNSYNGLDLSDPTI
EARRQNVEFPCPCGSNFCRHGGTCVSADPPYCLCPVGWSPVCEIVKDP
GQRPSRWANPAVIACILVILLAILVIIGAVLLKRRPQPTVVAVVEDGHVHDN
VRPYHDEGAGEEDNFGYDISTLMKYTYVENGVAAGTGGVGHGKFKNGGSSGE
EEFTATETKPLLQGAMPDADLHFKTTTITKRKVHPDSIDVKQFIDTRVSEAD
GEYILSIDELHIYRYEGDDSDVDDLSELGDSDEEPDEEEEQEFAFLQDWGKKF
DNLNRIFNEDE

>Acropora_millepora.1_ami_gi|379113423|gb|JT011093.1|_e_9.1e-27

MARGINAVGFLLCFLLHRINTAVQFKQEILEEGKSAGYVVLVSLPLPPSNEIYTF
FQAQDSGSRDALLLFQISESGVIKTTKPITYEIGQKNYYDLVAIRRQRGEKVG

IPTSIRIVIKDTNNFSPTFPQHLYYGRVKERSPDNTVVMGLENCFAEDRDTGGI
QSYSISSGNDKGYFKTSMTTVNDRKFLVLKTTNVPILIDTTPEINLTVRAYDGA
NSATTGITVKIIDENDNSPVFEKKSyatTVNEDTPLLTSVLRVRATDKDLGTN
GGVYYLNGAQYFSVDAITGVIKVVRQLPDQPRIVLDVKATDRGTPSKTASV
QVTIDINGIPDYPPDSSNPGVNTVPVFQEESYtASVREDFPINAALLVIHAIDR
DPPGRNRQIRYSLSSSGTFEIDQFSGVVKLVGRLNYDSKKQYNLFVRATDQAL
TPLVASASLKVTVQEVDKNRNTPVFSpanPQQRmVSIKENMPASTQVGLIT
ATDADGNQGPdGQIAYSIFSGSLPYFQINKDTGRLETVIRLDRERQSQYDLIV
EARDKALYPLFSHVYLMINIDPEEDNnPDFSKVVYtANVPEKAPRDTFVTVIH
ATDRDGASVSYSIQnAGSAFAIRAETGVIVtARVLDASIGDtdFTLFTASAG
TKKSESQINVTIVSKQDspPTFKNAPYSVtVPENLGKIDNLLCIAAYGVRGTAV
SYSIASAAVGKFAVDIDSGRFSATSSFDYEQVLGGEYPVQVQASTSPQQVATA
GITVRVTDDKDPPTFSRSSYtFDIDENTPGGTTILPKNADGSSGGLLISDEDTAI
TQFDCTIENVPGNVFDHFRVvNPDNSVRECKLVTVRGFNFVENPSFQFEVRAT
DRNYRNMfASAQVKVVIKDTNNHSPEFSQTSYWASVGRDYPTGNSILKVTAT
DQDSGSFGEITYELLNTQDRSRFSLDSNTGVLSFPNSLPARRYQLRVQASDRA
QKSNEIRrTEVDVFVTVYLPGTGIIVFDpPLFPKAIREDITINTQVKLVSTRGAS
NIKYSIVGGNTNNAFRIGSNNGQILVQKALDRETQSKYTLVIRAEESTSNVATE
ANFIISVTDVNDNPPRITfMEAQPKNIAIEDfSPPGSPVIRVIATDPDTGAAAAIK
YSITIGTPFSINEDNGLITAAREIRKTERSTWDLTVtARDSGTPSRNSAPYRLRI
HVTDGLQAPQLQPRFSVNVNENEQVGNVVKDISPVQKNPNFKYSILSGNRDD
AFCINHAGMISVAKPLDREKVNsyILRVsASVGNKISNSTVSVTIADQNDDAP
QFSRTVYtFEVREDLPQGREVGRVFAIDRDDGTNGQVSYSLLYtVDVNSKFT
VDGATGAVVTGSVLDfEEIRQHILYVKAEDKGRPLRTSIKvIVNVKDVNDR
SPKFSADSYVTKVSLDEVIGtQVLLVSATDLDSGDNSVVVYNITAGNEEGAFE
IDPDTGAIKVKKSLTTVSASKFSLRVEAKDKGNPPRMTPTTVQLNIFLPDGPPK
FVVKPVVEERfEGIAANGRVMVKAATSEALTYEIISGNEDGLFRIEPTTGEIK
VTRVLDYEEASEHRLVVRVMDTRDRSDRVTVILKVKNINDNEPQFPGESNGF
VERKVEDDFQIGDAAARLSAYDKDAGDSISYQLSANALPLFSIDNEGFLIAKK
PRSEIQSPVKFELVAKDNGVPQRQTTVQVRLVFVSyRGDQQPVRVYVREDKE
VGSVIARVPRFFPGGTLsIIFPQKANFTVDNSGRIRMTtAFDFEQSQFYRLTVR
EQEPAPGRRtNDIDVEINVVDVNDNKPKFTMIDFFGRVNTNSRPGTsAYQLK
AEDKDGGLSGTVGYQMLSRDVPFGINPISGVVETDAtLQDRGGYNITVFPDF
GVPREFGAAVSLDIKtVNFKPQFSESAYRFQVFENAPPGVIVGEVNATSLSGA

RLGFSVPLGDPSKKFEVHNSGEIRLNSRLDHEKQSIYNLKVRA TELIPGGYSNE
VEVQVTVTNANEYYPKFEPNLYFKVVENVAAGQSVLRVTAIDKDCGTTSK
CEAGLLKFSVEGTSLFKIDPRTGDVSVGSTPLDYEKQREHVFTVVVEDFGKI
YKSRGFVTIDVRNTDDEKPFLESDYTISIAEDAETGRPLAAILARDADGDPV
KYSITSGDSGGIFQINPTTGVL SLKSSIKGNPRTQYTLQVKASNSAQDSRFDEV
RVVVNIEDSNDNRPVFTDCPPEVPVEENKPRGHRVYQVVAQDTKDRGRNKEI
EYFLVTGGERLFEIDNTTGVIKTLTSLDRETKDQHTLIIMAEDGGHGRNSAER
LLSYCILDVKVVDQNDNFPFFLTRTYVASVWQGAPVNTVLTVRAADMDTR
VNANIDNSEVQYQLVNADDFKQVELATGVIKTKATLVSVFGKVQLQIRAINK
QPMASEERPRTSTTTVEINVEKDKPPAFAPSAVYKSAINEDVKIGKEVQQILAI
SQVDRKNKIVYSFVKS NPEGEQKFQIDPATGNITTASTLDYEQVKEYRLQFRA
TDIATNLYATCVVIISLIDVNDTPTFKLEEY TARVPENAAVDFNVITIEADDR
DTALSGQVGYTLEVSDSSEGQFFAINGQTGVMITKKSFDREDPKHIPKYNVFA
VATDKGVPPPLAAKVTISVAIVDQNDQPPIFPKPSYEVSVQEDAGIGTSVGEFTA
TDADIGDNARLDYFISSGDASHIFKMESVYGDNNFGILILAGKLD FETKKT YNI
SITATDRKDSATVPVVVNVLDTNDNIPKFDNLIYEAIIPENSPPGQRVETVSAT
DLDSPKIQNDLRYSLDADGQKNFAVDAV SGLITTANQRLDREVN PVVTF TAF
AFDGKHRGEALIRVTLRDVNDNSPYFPNPPYVGYVEENLDPGASVMVIQAFD
LDSGIDGEIVYSLDDSSNNKFKIDRISGLVTTVETMEKETAVNSFTIVVKATDK
GSPALSGTVTATIRVSDGNDQAPVFNPREYRQKVPEDSPPGFLVTQVKATDQ
DEGYNAELETTITAGNDPYQFYIDPKTGEILVSGMLDFDHGKKSYNLTMVVS
DRGVPPKQAAKPAFVYITIVDSNDNPPVFVPAEYSIKVTEGTKPGDTVQLVTA
VDQDTGTNALFTFGIADGDDADMFGIRPDPKNSSIGFIYTVLQLDRETVPQYN
LTVTATDTGGLQGVAVVRITVLDTNDNGPWFQPRYYEGSITVTSDSNSQQEIT
TVKVFDPEPSNGPPFSFSIESTKPATDATRFGLR KDPKEPQTANEVYSIGAFT
RQVPEWELTIKAIDSGKPVAMFNSTLVFVWVDDKNLNEPFDGALTIIVNAY
DDKFAGGIIGKAYYQDVDMGDENTYSMSEQEYFTLGELTGDISAAANIPVG
LYKFEIEVLEQRLRPNTNTFKTVTSSVSVIVQSVPRAILQSVAVQILAYRRPA
LFVADIYTNFRQKLAGIFGVQEADILIFSVQRAPSKRVPLADVFGVEIQLAVRS
SGSSFMKMDVVRGIVEGKAELEALS LKIGDIGIDVCAAERQDVGV CNNKVE
ASSAFTVVSGDIGQIEPSKSSLTVV SIDITLKAVYTSILPPDINCTTGT PCLHGGT
CHNAVPKGIICEGRDYL GPECQSTTRTFRGNSYLWLDK LASYERS SISLQFM
TGSANGLLLYQGPLYNGANNGLPDSIALYLVDGFAKL VIALGPHPMTPLELY
MNKGDRLDDRTWHTVQVIRERKKVVLRIDKCSYSKIVEDY GQIVEDRSSCEI

KGEIWGSAIYLNFGPLQIGGVENSISDMKINFTGFSGCIRNIYNNGRMYDLFN
PLKEVNTELGCRLLNQCPCNCGRGYCEPFWNYAICVCDLGFGGANCDSTRQ
ANWYRANSFTQYRVKQVKRKRRELVPAPVSMANEFYTNIALQVRVSPNSSN
VVIFLASNSLGTEFNRIDVKNHVLRYAFRLGDRMKILKIPQLNVTDDKYHTVI
VKREGNRASLQIDYRGKVEGTTGGLHKLLNMGGSFFTGGLPNITEVRRVVEA
FVNSGGNAVLRTAEGNISSGMGSAYTGIGSYMSNVITVNNFGGVDVSYGVS
GAPHVQRTIKTKSSIFTGSSGVITRISVSRGHSVEFMNSRFFTRKTKQKQKVIIS
SSGGSVSGGSGGASGGSGGASGSGGSVGVSGGGGASVGGGSILGSSASMDTKG
NLSYSGSGFGTWTIAGAGPNEAGDVQVIGDFGGCTASNSYNGLDLDSHPTIE
ARRQNVEFPCPCGSNFCRHGGTCVSADPPYCLCPVGWSPVCEIVKDPKPRPG
QRPSSRWANPAVIACILVILLAILVIIGAVLLKRRPQPAVVAVVEDGHVHDNV
RPYHDEGAGEEDNFGYDISTLMKYTYVENGAVAGTGGVGHGKFKNGGSSGEE
EFTATETKPLLQGAMPDDDLHFKTTTITKRKVVHPDSIDVKQFIDTRASEADG
EYILSIDELHIYRYEGDDSDVDDLSELGDSDEEPDEEEEQEFAFLQDWGKKFD
NLNRIFNEDE

>Acropora_millepora.2_ami_gi|379080076|gb|JR977745.1|_e_3.9e-13

MEGSVTGNILNVVATDADSGDNARISYSFQPGVDRTVFGGLKPDGWIFIKHTL
DRERQAVYRFGVTASDQGNPPKSSKANVVHVDDANDNDPKFSQNQFFFPV
AENKSNRTKVGQVSATDSDAGLNAKIVYSLVSQSPQFVIDPDTGIIRTNQVLD
REVQASYDLMVEARDQGASPRTDKSKVTVVVKDVNDNSPTFRNRSYSQAVP
EDIPLGSFVIRVVADDPDFGKNGEISYNLTSGHIVDKIAMFRIDRRTGEITTAQR
LDREQIHRYILFVVAEDHGTTPPKDHVVIVSVEVLDANDNPPRFVNNSFFVNVA
EKLPGVTVVTTVTAKDIDAGNNGQVRYTIDQGNAGGSFGINDTSGVITLLKQ
LDYENKKKYQLRVEARDLGQNSRRSYLFVTVYVLDSDNDNTPIFDKNPVTVAL
REGVPNYFNVTTIKAHDYDSGQNSRIWYSVDSQSPGPPKFKVNRETGVVQTV
GPIDRESVDEYTLTIRATDQAFTESERLSSTLTVLIIVLDINDNKPDFVSPDRTF
VLEDEPGFYPIITITSIDRDQGSNAEVRYISIVQGNISGIFSLDPNSGLLKLHGTL
YERKPTYILKISATDLGTPPQTSHQTLTIDLVDVNDNAPQFNQSLFLGNVYEN
EPVGTVMNVTAHDPDSGNSGALSYNIPRGEVIPRFVIDPKSGLISTNSTLDRE
EKDVYILTVSASDNAFPFRVATCTVKITVLDTNDHSPVFNPTLNLTVMENRA
PFMFYVMSAQDPDVGRNGLRLRYSLRSGNEDNKFTISEFTGELSTTAELDREKT
PRYDLHVVASDITPPFYNSSAHVSVFVGDANDNRPSFLRASVDNIRELTPINT
AIFNVSAVDRDVGLNGEVVYSLSNKTFGIFRVDSRTGVIYTRQRFDFSVKQAY
TFNCYATDRGVVPRRGSTEIRVLIIDENNHAPVFRRLPYRQQIQPSFPQGMVLV

TVSATDQDSPSITQMSYRLIGNSSYFLLTSSGELQVKHGVYSIPNGTYVLNILA
DDGGGLSGRGVAEITVGPIMDNPPVFNSTPANVSIPENSPNDHEVARVIATR
SGSSSGIVYSIINGNDGSPFKINRQSGVVTVANTALLDFERLRYFRIQVIASLESI
SSPNAYLTLNVYLLDVNDNRPLFNPADISVQLAEDDALHSSGFNARTVVMVT
ATDLDSGSNQQITYELDSGNVNQRFAIDSKTGVITTTKLIDREVRPFYRLVVK
ATDHGNPPLSSTSDVSVNIVDVNDNIPSFSGPYTAEVVEDVKVGYVVKRVAA
SDRDASPNLVYSFSNGMSNKDLFHIDRSAGVVSVDSDLDYELTKSFVLNINVT
DGTYSQSTTLTVNVKDVNDNAPRFLNSSYRATLSEDSAAGAFILRVSAVDKD
SGTNGEITYAFVTDVPQFTIHADTGSIHATAQKIEVGAQESLFFVVSATDRGVP
RQRAYVNVKIQISRTPKFTSPSYAASIPENTAPGTEVVTVGASVIDGTRIGFFIT
NDQDSIFRIGRRTGIIENVQPRLNIEKDKNYLLLVEARDDVTKRSVVVGVNITI
TDVNDNPPKFSRKQYTTNVPEDVSIGTTILQVTASDDDSGMNGRVVYSIDSG
NDKNSFMINGTTGEIVTVKTLDYENMKRHLLSVQATDQGSNSLKGFASVAID
VTDLNDNIPVFHTVNPLSIAVEENSEVGTQFYQVLAVDTDSGINRELTYSITGG
SGENLFIIDHKSGYLRTNASFDYETKSFYFLLIKAVDSGSPPLSNEINITVYIKSV
DEYEP AFLNSTYKFEVPGNAKIGDFVGQVSAVDKDGGEDGVVRYSFESSNAK
VFGINATSGVIFVNKSLGEVESKRKRRSIEREYEQGVGSRRVRRNTDLEIVSLKI
RAHSGKSGSKFSTVNAEVAVDFACPGCIPGRVDTQSGNALSPIIVLVITVSGIIF
IVIVVVIAAIAIYKRNRKRGRPSSRSGFDGSDPISVYPSLNGNVNHVESLSD
NVSTPRSASQERSPLNVPSDSPTRRTNSTDSPNSASSGRGSSDGVDFEVDHPAT
LAKGDLGSLHSENYVRTLIAPDSGIHQDSQASQLTISDTSSVLQGEGLGVDK
RQDKIDKILARLGSQESLHVFGEEGGGEADGGVEVGNLLYARLSEVDADEDE
SIIDGIRPFVDEGHDHPSYGGSLSSIVGSREELTGSYNWDYLLDWGPQFQPLA
DVFLEIGKMKDDSPPKAMSLSLQSSRDLRNLPAAGVVTTDMLSSISSLPRSPIS
PPSTRYTSPAFTSPNFTPAITPLVTRSPSVSPLDTGTSTPAFTPASATPKSGSRPAS
MHVLQLRRESHDGSNSDLTHSPSISDNESNLEVDV

>Anemonia_viridis.3_avi_comp10000_c0_seq1_len=3652_e_7e-13

VMTVQATENARNIPLARISYVIESGNFLNKFRIGQRSGTISINSPLDYETEDHY
QLVVRASDDVNPSKEVKVTVLINVTDVNDLKPEFRKAQYLAQWDESVKVGT
IVMNVSASDGDGMNGKVVWYSIESGDDKDSFSIDRNLGIIRTIKPLDHDIAINT
HHL SVRATDEGNPPLHSEVSVTIQVLDLNDNPPVFHIPPNGQVKVPENSPISTV
FYNLTARDKSDSNGRITYSIIGGDGKGLFLIDPLTGWLKTNAEFNYEDKSSYI
LQVKAIDSGSPPLQSNITITVYIQSVDEYFSPFVKSQYAFTVPGNAEIGDVVGQ
VSATDEDGGEDGMLFYSFIDPKSDALKINRTSGVITVNRTLNDGSSLLKRERR

SIDSNDGLSIESLHRRVRRETTKENEQIYLRVTADSGKPKSKSAIVYVVATVD
YTCPGCGIVTKGRQTGGGSISGTSLSVIIIVALAVLAGVILLVLVVVMLLIYSHRK
RKRARKNPRLKFDGSFDEITVHPPSGNSNHA AVSAESIPGRTPQEYTPLNRTT
DTSNNVTSTDASETPGSASSGRGSSDGEFEEVPPSIRNGDVGSLHSDNYAVKT
VIADSGIQDDEDQISQLTISDGSGLHVDENKPYRNDKILSRMEYQSQESMH
VFGEEGGGEADGGHDVGNLLYAKLAEVDADDESIAEVPRSFTEEGRDRAPY
AGSLSSIIGSKEELSGSYNWDYLLDWGPQFQPLAEVFLEIGRMKDNVDTKKV
AMRSSGSIPSSRLQAQLPGIATTDMLSSVSSLPRSPISPPSTQYTSPA FSPNFTP
ITPLITRSPSVSPLDTAAVSPSFSPHGSRPTSTHINSTIRLRDSEGDSNSELSHSP
SISDNESNLEIDV

>Anemonia_viridis.1_avi_comp16780_c0_seq1_len=3703_e_1.5e-10

GVPEGNVVLKVTATDKDSGTNAKIGFTITKGNEDDLFKVEPDPNDPNVALVK
TRLPLDREKIPVHHLEITATDSGGLKDTADVWLTLEDVNDNGPWFQPSFFVG
TVKENLNAAQFVTLLSAYDPDSPTNGGPFTYSIVNGTLNNNFKLVEPATYKN
ATSIVNSDGIFDREVTPIWKIGVAAEDSGKPPKTNFTYLYVDVMDDNDNEPFD
GEMLIILNAYKGEFIGGPIGKPYKADADYDGDVNTYTLNSQSPGT YFQVDPNS
GNITADPNIPVGEYNLDIKVTESSSGSSPRTNAVNFPKTVTSSVTVLVRRIDPV
AVTHSVALQFTDLRKVAYFVGEFYDPVVS AISAAALDVSKDKVEVFSVQKAPD
RPLSVNAQIAVKNGDSYMKPKDVIDKLNPKSRLALGLKVGAIGIDNCAKEK
KHVGKCVNVVKTSSAYHVASGDYGKVPAPDSTISIVSMDVVLKAQYETIFTP
QGNC SYN NPCLNGGTCHNSVPYGYMICECPREYRGPRCEQTTRTFYGN SYIW
LPKLSAYDIGEISFEFMTQEKDGLMLYQGPLTKGGNNGIKDFMAVLLRNGRV
MVMVSLGSDAITINMTKGPRLDDREWHTIQITRDLFDRKMVRVIIDKCEKASI
VEENGLVIENRETCEVTKRVFGRKTYLDGFGPLQIGGASTDLSFLGIPTQGF
GCIRNIIDIYTMYDLRYPLKVVN APEGCEPAPKCADKCNEKGYCEPGLKKSIC
VCDIGYDGRTCGDRSQASFYLAN SFSQFLNTIRARRDLIPPPESLTNEFYTSIA
LKVRVDPGSKDCVLFSSNSLGTEFN RIDIKNNVIRYIFRLGDRMKILSIPQMNI
TDGKYHN VVKREGNYASMQIDYDGFVAGNTGGVHKLLNMGGGSFFTGGL
PNITEIRVIEAIIQSGGNAILRTADGRVLASGIGSSRSGTSFGSGMASSLITVSY
GKLDVKDVVDSQALFASGAGVRGVAIESFKQNMTSIEVLN GR TNGKFGTAIG
AQQVSIKNKYINSGPYEGGVPIYDINGNEISTY GSGIKWLLPSGGIQTGAAAGG
SSGAVHVIGNFEGCTAANRFNGVNLENDESIDKRRQNVVDGCPCETGFCLHG
GTCVLAGPQYCICPPAWTGVRCE TIVTNP NPGQRPGSRWQNPAVIAMVLVVL

LAVMIIMLAVLLKRRQAPAVVPVALEDGHVHDNIRPYHDEGAGEEDNFGYDI
TQLMKYTYIEGGGGAGGYGAG

>Anemonia_viridis.2_avi_comp709_c0_seq1_len=4393_e_5.6e-29

VFDREAQPTWKIGVLATESNPPKNTNFTYIYVDIEDENDKEPNDGSLRIIVNSY
NGSFKGGVIGKPYKDDDFDGDQNIYKLDSQSPGSYFSVNENTGDITAQKNIP
LGDYKLFKFAITESSATTGPRKNAVDFPKTVASNVDVLRRIDPVAVKNSVAM
QFIDMRKVG YFVGDFHDTFVSTVGSILGKSSDVKVFSVQKAPDRIVSVNTFF
AVSSGDDEYMPPLDVINALVKKEESLEDLGLKIGAIGIDECAKEKHKIGKCTN
LVKASPAYTVASGDYGVKVPAPASSLTIVSMDVVLKANYTVIFPPIRRCKPLSP
CLNGGTCFTTVPECPGFVCKCPPGYHGPCELTRTFYGN SHIWLPKLAAYE
MSDIEFD FITLSPDGLLLYQGPLEKDSNNGAKDFIAVPLVDGRIQVHLSLGHEP
VVVKMDKGPRLDDGEWHTVHVARRHKKVEVIIDRCSTAVLVRKLDGHIEN
RDSCHVYGR TLGRSVYLDGFGPLQIGGV TNPDLAYPDIPYKGFRCIRNIKDN
SVMYDLKNPLKVVNAPEGCELAKPCPNCNNQGYCEPLLARNSICVCNVGYS
GNNCKGRGPATFYLDNSYTQYL VKTSRRKRRELVPAPKSLLNKYYTAITLHV
KVEPDASDVVVFLASNHMGT EFQRVDVKDHKLRYILRLGNRMLVLGFPQIN
ATDNVYHTVVVRRQGNRATLQLDYKGYQLGNTRGERTLLDMGGGTLFAGG
LPNVTVVRIVEAILLHDGNISSDSTDMALGSGFGAGVSANLESLEQYFKVAR
DSAGFAAVADNVKGVSLKGLHVSSGEAGGQHERSKREAAVSVLGDFFGGCI
AGVNVNGADLANDPSVTVRDQNVITGCPCLTNHCLHGGTCVNAMPYICIP
SGWTGPRCETIVTQPNPGTRPGSRIISPGVIAMILVVLIAVLIIVAALLIKRPI
APVVVTDHEEGHVHDNVRLYHEEGGGEEDNFGFDITKLMKYTYIETTIPRH
PDSRITEGDVDVPESAPLLQGAAPPPSSGPTFGMTGKPGPKMPKYMEGDDIGD
FITTRVTITNREVYLA VDELHIYRYEGDSDVDDLSEIEDGGDEDDEYEQEFEF
LKQWGTFDKLSKMYEGVDD

>Clytia_hemispherica_che_XLOC_017037_e_8.2e-26

GMEIYTVKATDKDRGTNGQIKYSITETISPGKNDNPFMRDEDTGKITLARQLN
YEAAGEYFVTVKAEDQGP MKHYALQELKIVVKDINDELPTFSETIYSEVISMT
QKPGQSLLHVFASDLDSGLNGKVQYQIVNGDYDGTFTIDSATGIITLRKPIALL
QDKDGKLIKTFTLNIAKDSGSVALSGQAVVQFRAVIKEGPPKFALPKFVFTT
KENKDPSLSLGRATAVSVDELKYTIHKGNENGLFKINANTGTIYPTRALDAEE
NTKYLIYVRATDLSERFAESSIEINVENVDNLPKFRNAVNSLIEAIVPRDSPV
NTIIVKIDGYDLDIGDRVKYNIIGSARNYFQIGPYNGVIRSLKSFQGLAVGTNQ
YTFQVQATDTGGFESAAQVRVLLVNKLPGEEIRSVSESVALT DSSIIRKVGGR

YINSVFKIIPDENPFYIDDQSSGNVRIRSKIDYESTKEYTIFIEETNTDDVSDYV
TYEVRIQVTDENDNSPVFTMKDLIGKVNRNAQLGTTVLQISVEDEDSGDAGTI
DLQLEPDTIPFSIDPFTSEIKTSSWEINQEWYNVTIKATDRGKPRRTTRQNVYIK
TGENPPEFQKDVYHFVARENAEPGDFIGRVSARSLSGIPVRYDIESGNQKNLFS
IDSQGLITLQGRLDYESGSALFDLIVLAKEHKSPLSRVNVAIQVTNENDNAP
EFTTFSYRPPQPISESLGIGSTILTVTATDKDCGEFGKCAGGLLTYSINQFKDIF
KIDPITGAITNIGKLDYETHKEYRFQVEVFDNGDSPLKGVTDVVIPIKNANDN
HPIFKPKMADLSMVELIKSGTVIFTVQASDPDNDELTYSES GGDSNFEIGPKT
GVVQITTKGTPSFTQHNYVLNISA YDGLYKDYFALKIRIDDVNDNSPLFEDCA
KYKPSVLEQASVGAYVIRVTATDGDRGRNGEIEYELQEPQQEQGALVEPAFRI
DNATGEISTNRIFNREQSSYIVLVIALDGGNGRSTAERNSASCQLEIKIEDIND
HVPVFSNPSYDISISEDTSIDQVVIEVSAQDADEGTNAEIVYSIKQASLTPEFKID
PNTGAVSVAQSLIGKNQDWYKFQVEARDKGARPNFASIEIDINVRSSNPPRFK
QPSYKTRLSEVDGAGSEVLTVEAVSQDTKTTGKVYYSLLPGNFPSTNKPKTFT
IDPETGVIKTSRLLDYEKLLKYDLTVSAKDERGMKSHIKVEIEIFDVNDNSPIFI
TNYEFGKVS ENKPPGQIVEQVNATDLDSGKFGQVTYSLVNSKEGRMFSIDPV
TGVIKTKVRFDR EQTPRVTFNVRATDGADPPLDNSVAVTVQITDVNDSPVFL
YKQYNKTVMEDVKIGSNVLEIEARDKDAGENARLNYYIVSGNDKGYFGTKSI
HRTDGKSIGFVTVEKELDREETETFLKIAASDYKYDDTTTTVIINVKDVNDNN
PRFLKPLYNATVPENSAPGIYVTTVA AVDADSPETQQPITYQLAKEATGYFTI
DKNKGIIITGPVPFDREKPIYKFLVFATDGIRFGQSVIKVNVLDRNDEKPVFL
DGPYIRKVEENKEPGKAVGYVLAKDRDEKDNAMITYSLRRHTDRFRIEPNTG
LIRTKVKLDRESNDNHFKVIVRATDHGEPPLHGETEVTILVDDANDQYPYFEK
DVTRVQVPECYNFGDTVTRVVARNDLKGNAELFYAIARGNSPRHFRIDNK
KGIITVARSLDYETEKKRFE LFISVRDGGYIELISKKNASVIIDIQDCNDNAPRFS
KATYKTNISEDANIGTVVIKVS AQDADSGVNKEFDFFIVNPDENYQFDIRRDE
NNAEIGIVTLAWKLDRETLSEHIIQIGARDRGDAPKTGYAQLTVLVNDVNDNP
PSFRPPDFCGHVEEELTGTQQLVTTVHITDPDDPVKNQCPCFTDLIDPYGLFTI
DYNKADSYKAFIKTKPNAKFDRDVKDQQLYKIKVKAIDRGGLESTTNVYVE
VGDKNDNKASNGGKMTFDVLSYNGKIKNAEIGRVLIIDNDRGLNHTYKHL
EPKSESFTINEFGVVQVTELGAEEGNYQFKVVSRLSGQDVTSSIDINVANIPD
EVVQNGFPLRMRGLRKPLTCNEIKYVDFASIISKVLRVDRSQVVVFSVQEARS
VYRGVDIWFTILKKVGADSGYDDVEYMSYME LLTKISEKREELERETGSEILS
IGIDACSKETCRDGFCSNVIQSSKYTTVSNENGIIPAQKSGKSIVTFDVQVLSR

CTKQAKGPDLC TSLNSKACLNGGICVPLGSNGYRCKCPSGFDGPQCQV TTRH
IKDNGYFWLDTLSSFYEGEIEFEFATQRQSGLLLYHGPI TKWQKTDISDFLAID
LDNGQLRISVSQGERKVFQKTLKSVHSTLADGVFHHVRIYKREKFIKVVLDR
CRYAAIEESWDKPSIQDKSKCELTGTIPGRWKFINGIYPLQVGGVRDYTLGYP
NRDVNDRTHRFRMPFKGCIRNIIDNGRMYDLRFLLNYNTELGCSLFTNMFCP
ACYNGICDMSMLNVMTKSYACQC SHGWMGSNCDQRVEAYTYMSNSYSKY
TITKQPVTWYDRYVTHYKVQVRTKGDGVILHEEGSRFQRRFEFSTLEIIDRRL
HYHFNLGDGNKTLVLSNANITDGMWHNITVHRIGNQATLEM TSNNEIVGRV
TGSKGRHQLLDTSGVLYVGGNLYKINGDVEVVDNFRGCIAHNTYQGNYLDR
KIGPGKVEQESKYVEIYRENVYKNCSCDAGAASLCLNGGVCIAGSPPYCLCY
FGWSGPF CGIKPGDAPLGAAPAMGSNGMTILVVLVLAFLLVLVVALAVANL
SKKNKAIPYVDDNGRENIMPYNDEGAGEDDFENYDLEKLLMHTGGRDLIFM
DEYRDEADALARANVAKKSAMAAGGTASSNIAVSGADGSGFAGAASALFG
ASTKSQFIQKDEENQQLLQAETA VQTENIETTFTSSFKESESAARARFERSRAD
DIDVAAFINANLTDANNDDAYHPKDTLLHYGYEGQDSDVEDLSDLDFDPDD
YDEDDFTFLRQFGAKFYEINILYNPEDFYEEDDV

>Exaiptasia_pallida.2_epa_XP_020900069.1_e_6.5e-29

MASYGVNSVLLLAILPVALFITSIRTVDGRQIIPITIDEGRPKDYAVYTFDSSSG
DTFSFYKPTESKAGSWLKISDSGSITTTTEL PYNVGEKNVYDITVIQKPSKQTD
GGKAHTLRLTVRDVNNFSPSFAHPVYYAHVAEGSPTGVIVDGLEKCYAEDR
DSPQAGSVQSYSISSGNEKGYFAASFNEKDGRKFLVLKTTSTVIKRDPKNPDI
VLTIEAKDGGSPPLIGTTKISIRVRDSNNNAPVFQPTTYSANIDENKPVLSKVLR
VSATDADVSTNGAIYYMSTLDPSFSVDAITGDIXVARPLDYSVKXXHTLTIM
AIDRGFPRKISAAATVKITINRDLPDYPPTDTPNPGQNTKPYFSQPKYSFSIAED
FPTKGALLFMRASDNDPVGPNKRLTYSLSGGDGKFRIDPNSGLVTLASQVDY
NTAPAGKAYTVTITATDQGNPVQQTTTNLVIDIQEVNKNRNFPIFDEQQVAKT
IDESARKGDAVYKATAKDADSGDDGKV VYSIEAGSGLGYFKIDPNTGSITVD
APLDREKESYYDLVIRASDSATFPLDTRMFLMINLKDINDNNPYFTQPMYLAK
VPEQSGDDTFVTLVSAKDPDEDPKISYSLDTFSQLFDIDSQTGIVRTSRALTGN
LLKKKYELLVSASSSGAKAGGQINITITSEEDKPPVFNLEDNSYKVA VPENM
GPIPNLK CIAAVDSNGKPVSYRISSGADNIFGLDENSGRLYSTKGF DYEEVDR
YNLRIEASTGSSSDQVASVPVAITVKDSPDPKFLKSSYVVSISENTGVGTTISA
RLVIDDRDTSTDQFDCSLENVNSPKVTEYFRVVL SGGECKLVIKKKLD SYDV
KEFKFDVQATDENFRHMYARASLVVKVDDVNDHKPVFSKTSYWVSIASGFK

TGTKLVELSAVDRDTGTNGEVRYDLVRSQDSQKFRILNNDLLSAVTLAPNVR
YQVQVTASDIASSTPQSSKVTVYVSVYDPSESPVVFDDKSKYTKSLSEEAAKNTP
VFKVRATKSGVTTGITYELVGGHKDLGKTLFKIDSSGQVLLDSKLDRETASS
HTIYIRATYLGKPVAMATDVEGVITVTDVNDNSPEFTFEGSSKIITVDNYTPQD
SLVIKALAFDADDGPNGKVSYSIAVGGGSPPFKIDSNTGEIKASREIVFSSGAK
YAIKIRSSDGGSPQKSTDFTLNIEVVNTPRPPRFKDNSYQFSVNEITEPGTKVGP
GIQAEYSKAGTFLKYSFVEGNKDNTFCIDATGQLYLARRLDREKVSSYRLKV
RVELGKSSDDTIVNVNVDFFNDPPHFDKSVYQLKIEENKKGTLVPPVTAVD
HDSGTNGEITYSILQSIRTPSKGFFKIDTTTGQLSVDTELDREKAAEHVLFQAK
DKGNPSLTSIAQVNIDVQDVNDNTPKFAAASYRAKIALDAAIDRSVIRVQASD
LDKKGTPNGDLEFTILSGNNGDAFKINNQGVISIKKPLTTVADDRFTLDVRAS
DKGNPPRKADITAQINVYLPDGPPKFVVSPVTVYVTEGVTAGNRVTGVKAAT
SEALTYSIISGNEDLMFKINPSTGQLDATRTLDEEEKQRYELEIEARDTRDRSA
AVKLIINVNVNDNKPTFRGEQDGVVNRKAIGTCRPTNIIPGEIVASLGVTDK
DKGDNVTFELDDQGKKYFEVDPKGNLRAKQPLTGIPSPFTFKVKAKDDGKPP
QENEVDLRIVFVYYRPDQDPVRVDVREDRPVGSVIARXPRYLPNGTIALLYPE
KANFSIQSNGDVILLSGLDYETQRFHSITVREKQPGTDLTNDVDVEITVLDVN
DNAPYFTPAPRFAQVNTNSRAGAKVYQLNAEDDDGGSSGLVGYQLDKPETN
ARRRRRSLPQSPFTINPNTKQLEVAGPVGDKRYKMPVEAFDYGIPRLRSSPIVL
NLDASKAGQVSPRFSQVSYSFKVREDAPYLTVIGTVKARSISGARLEYTIVEG
NVGDKFKALENGNIVLNSLLDFERDQSVYKIKVRATEQIPDGLFSVVDVRIDV
IDANDHVPYFSQMLYSVQIPENTGSGKIIHNARAYDCDCTPNCLCPSGKLRYS
LFPNKEEGNFAIDSNSGQVSVDKVLDYEVKKWHLIKIIASDSGKKVYRGICY
LNVTLTNINDNSPAFSQGSYNFHIAEKASVGVPLAVVRANDPDGDVATYKGG
NQQFKVESNTGVISLKSSLPSSKTQYTFQVGAEDPGGKNNFVSVRIDIDDAND
NRPIFKDCKTKSVNIEENLPKGHRLTKIEATDKDRGKNGRITYTIMDAKSQSLF
QIDSNTGEIRTLASLDRENKEIVSGPLFVIIKAEDGTINQRPSERLLDYCFLMVN
VLDVNDNRPYFAEVKYYGSVINTAKNGTAVMTVQATDNDIGPNAEVKYSLL
KDEGGLFRIDPNTGVVSTNADLTKYTKKTFNLKVAARDKQPRAGEQPGQNK
LYSTDIEIXVSSRAPPKFTQSTYQGQVYENVDIGTVITTVKATPSTPGSQILYQA
VNTNPLANELFRVDPNSGVISTGAEGIDYETITNPKKEYEIHVIAKETGADALY
STCKVVIKVLDRNDFTPKFKMGVKTANARVLENKNPGETVIEMVAYDKDTGT
GKDITYSLKDPNPNFAINSKTGLITTKKLDREVTGPGYVVTVIATDGGGNAQ
PASVDIIVVDQNDQPPVFKPKVYQGSVAEDAKIGTSILSVYATDKDIGDNAAI

RYFISKGDPTGRFDVRTEGGGKEGVVFNGLDYEAVKSYPNIEITATDGKY
SDTATVSITITDVNDIGPVFIQPMYTAVLSENTKPDVAVTTVKATDVDGGLPL
KYSLDDNGKGYFVIDSNGAIKTGTTPLDREESPVKAFGVIASDGVHSTKAEVL
VNLTDVNDNAPRFPSSPYIGYVKENKPAGTSVMYVQAVDDDDPFAGDNAKV
TYSLTDSAGGKFKINPDTGKITTLATFDRETPPDRFKVKVKATDGGNPKLSGT
VDATIIVTDENDFAPEFTEETYKGTVSERAPPGFRVTAVSATDKDTGPNAEFE
FVVIDGNYPHAFYVDPYNGSVLVSGELDYETKKNYRLTVEVYDRGNPPKKG
KKLAYVEIEVLDANDNAPIFVPPKYDKTIPETNDVGKEILKVT AIDKDSGTNG
NITFSITGGNIDDIFEIKSDPKNRSIGIITNRLPVDREAIPVHKLEVTAKDPGGLT
GTGDVTLTVSDVNDNAPWFVPPVFISRIRENTNNRQFVTKLSAIDPDEYVDGR
TITFTLVNGTQGDNFRIDTSTYTNDSVDVYAYGSFNREANPVWKIGVLATEN
LPPKLTNFTYIYVDVLDENDNSPSDGSMRIIVNAYNGKFKGGIIGKPYKDDD
HEGDTNTYTLDSQSPGNYFKLNSNTGDITAPENIPLGRYKLITTIKQGGSTVKS
NVQVLVRRIDPEAVKHAVAMQFMDMRKPGYFVGDYYDKFVEVMSGILGVS
SDAVQVFSVQKAKDNLISVDVFFAVSDGDNKYKKPLEIINDVVDKQDRVKNL
GLKLSAIGIDECAKEKRKIGKCENIVFASPDYSVASGDYGGKVPAPDASLTVVS
MDVHLKANYSPIFPKVKTCNPENPCLNGGTCHPTVPECPGYVCKCPPGYHGP
LCELTRTFYGNYSIWVPKLTA YEMSDIEFEFTTQTADGLLLYQGPKLKEGSNN
GAKDFIAVALVGGRIQTHISLGHEPVVINMDKGPRLDDGEWHIVQVSRNHKV
VEVIIDQCSNAVIVRKVDGTIDEDRRSCHVYGKVLGRSVYLDGFGPLQIGGVR
YPNLKYPKIPYKGFRCIRNIKDNGRMYDLENPLYVNNAPKGCALAKPCPNC
NGKGYCEPNIARDSICVCNLGHSGKNCGGRGKASFYQANSYTQYLVRTSRRK
RRELLPPPALLNKYYTNIALQVKIEPDASDVVFLSSNRMGTEFQRVDVKD
HKIRYILRLGKRVLILSFPQLNVTDNVYHTVVIKREGNRASFQLDYNGYELGST
RGERTLLDMGGGTLFAGGLPNVTIVRIVEATLSDPNNLVISIGEDSVNRVARS
VRSLASYMKLASDSTGLTAVVDQAKGVLENLHVFSSENEKPKRRSKRDAPIS
VLGDFGGCISGASVNGADLES DPSIVVKRQNVVDGCPVNNHCLNGGTCVN
AMPPYCICPPYWTGPRCGVIITKPNPGPRGSRWANPAVISTILVVLIAVLAIIGA
VLLKRRPEPLVVPVDTQDAGHVHDNIRLYHDDGGGEEDNLGYDITKLMKYT
YIETTGPAPRPRVNEELVDVPEKTPLLQSAPPDGGPTFGFTGTRPPSKMPK
YVDGDDVGD FITSRVKITDREVFLAVDEIHIYRYEGDDSDVDDLSEIEDEEDE
DDEYEQEFELKQWGTKFDKLAKLYDEVDE

>Exaiptasia_pallida.1 epa_XP_020900065.1_e_2.2e-26

MVARHTGLCAVTHIILSSSXIFCNGQNTIISEEVMENQKTGSVVYRFQRPPSG
QEYKLIRSYDEDTAYRLFVSSDGAVTTQQPLVYTIDRPNKYALTIVRRPQGG
DEGGIAWTLEVTVKDIDNYQPTFGANVYEGRVREGSPANTIVDGLEKCFEAD
RDTSGIDQYKIVSGNEKKYFQIETVKKDRTFVVLKTTNVPIVRDPDDPYITLTV
QAKQARKPAKIKIYIEDANDNEPKFAKSSYTEIVDENA AVQSSVVRVTANDP
DVGTNGGLYYYYLQPLNDYFMVDAITGLIKVAQTLDYAKGQSNSTLYARDR
GNPTKSSSTTVTVNIQRDIAGYPPPSSDPGTNTKPIFPQDSYTTSIREFPIGGV
LLLINAVDNDPPGPNKRLTYTSLGSGSTDFNINSGSGLVTLAKTVDYKLSGSN
QYTLNVRAQDGNGLTADTQLIIDVLDVDENYHAPRFNPQQKLEVEDVAK
GTSVTTVSATDQDTGGPDKQIVYSIIQSGMGIFKVPNTGEVQTDALLDREG
RTWYDMVIKAEDKATFPKSGNLYLMVNVKDKDDNNPXFTEPMYVAKVPEK
APENTFVTVVRAEDPKNPTISYSITNSQTAFKIESSTGVIRTRRSLEISRGEIEF
ELTIQATSSGKTAAGQVNVTVTSRADSAPTFMNTAAYKSVSVPENQGPVSNIL
CIAAVDSSLSPVAYQLSKLSSELNVFAINKNSGRLSSTKSFNYDENDQYQIQVE
AQLTSKKTASADIVISVLSQKDPPTFSKQDYSVSVLESKPVGTTIRTGIKIIDQ
DTAPEQFICLENINDLKILEYLSAKRDGDQCNVVTKKTLDTSVTPQFQFAMR
ATDKNLYNLYAQADVTLVKDENNDPVFSQTSYWVSVYS DIAKDANVLT
SATDRDKGTFGEVTYQLVTANNWFDLVDNTGVMSTASKLTVNTVFEVKVK
ATDGGGRAAEVVVKVSSYDRSDTPVKFDQDSYASILEDKPLNTEVVRVTAT
KSGSSSGITYELVGGYKEGGTAIFRINGNGQVFLDSSLDRERKSSYTLIRAKH
SGGSIELVKNVECVTVGDVNNKVPQFTFEKNPKYYTVDNYSPADTVFGRA
KAIDL DAGNNGKVTYSIDSSSGGINLFKIDGEGTLMTKTKLTKVETYTNVVL
VASDGGSPQKTSKTTVTIEVVKAFPAPKFKESSYSASVQENARVGELVTTVK
AEYDDSSAFLQYSFLSGNTDS AFCVDSNGKITVARPLDREKVSQYTLKLQVA
RGKDKATSTVVISVTDINDDSPVFEKNLYQFKVKENAAISTTVGKVVAKDFD
SGSFGEVTYKVLQSVDIESKDMFQVGAKXGIITTQKTLDYEDIKKHILFIKAED
NGMTRLGAVTEVQIEVEDVNDNPPKFSAPLYRAKVALDAAVGHHVVQVAA
TDLDSPKNAQPMYSVVSNGNDEKAFEVNRENGLITVAKSLTTVAADKFIKRIK
AKDRGDQPKSDEVNVEINVFLPDGPPKFVVSPIVVKVTEGLAANKRVAVAKA
ATSEALKYEIISGNTNGMFKINPATGVILTTRELDYEEATKYS LXIVAMDTRD
RRAQVEVNLQIINTNDNKPMFPGEIDGQIDRKVSGPFSKGVVVTSLAAIDKDQ
GDMVKYKLSPPSVYDNFDIDSQGQLIAKGNLRNIPSPYRYKIIATDSGSPAQVS
TADVRMV FVNYPKQQPVRAMVPESTPVGSNITRVPKYFPSGVFEIIFPEKSN
FTIDNKGIVRLVGQLDFEKQAFHLITVXEKQTVDSKLTNDVDVEIYVXDLND

NKPYFTMTSLKASINRNARAGANVFQLSARDLDSGSNGQIGYQLLNSSFPTI
NPFTSKIEVGKALLGASFRPEALPFDYGKPGNNGSKATINIETTQTPPIFSRASY
QFTVSERAPIGYSIGKIEARSASGARLDFKIKEGDPNNRFFVKSDGTVVLNSLM
KNSPAQFKLKVEAIEQIPNPLSSTVEVVIDVLNGNDFYPYFEKLLYTVTLSEDQ
GIGSVIVTVKALDCDCSSACQCKRGLLKYQIEPREYFVVEDEDTGQVMISKTLD
FETKTEHLLKVSATDTGVVKYTAAYVVFVTNTNDNKPVFSSNAYEFRVTE
NAETTANLGAVVASDDDGGQVDYSIISGSEFKIISNTGVLRLSXXIPKDNKKN
EFTVTVRAKDQNNNYGPDAVVRFNVDHVNTVRPTFXSCGKATVQEHRSKG
QVVTKVEATDNDKGRYGEVEFSLQPVGQNFVKINNRTGEITTTASLDREKR
SSYTVIVRAEDGGHGKLPPEARLLTYCFLTVEVLDTNDNSPKFEARPYIATTQIG
QGKGKEVVTVNAVDADVGTNAKIRYSLKTSSDKFTIDQNSGTISTKVDLKSQ
DVGKVLTVACSNVPAQAQDSQTPEHEKETVVEIYISDQPPPCKCKEPKGFLEFV
SEAVATGEDVGTIVATAQAPGSSIVRYSPVKANSYVDERFSVSPSTGKITTA
QLDYEALPQDDKTFRLQVRAQQDGTNLFTTCEVTIRLTDVNDDKPTFDLGSY
DARVLENAXGTTVVKIMAKDRDHGSAGEVQYSIVGNDPNFQINSATGVITT
RQVFDRETKDVYSITVQATDKGTNPGALSEEVTVRILIVDQNDNGPKFSKPVY
TVSIPENIQKGTVVYSELEATDKDIGDNALITYFISGGDMSGTFTVNTVTGKKT
YGALVVNRKLDYEKKKTYQLQVSASDGMASASATIDVTISNINDVAPKFQNP
VYATKVAEGXREGVFLRLTATDVDSTAITYSLQSSAQGFFTIRTEKTGSTFA
GIIETGSTKLDREKTPLMTFEVYASDGQYKGAQVQINVTDINDSPRFPDDQ
VYVGYILENVKAGSSVMYVQAVDDDFQYAGGNADIKYDLTNNAGNSFKINP
NTGLVSSLKVFNRDITDKSPLTITVRATDQGKNPQSATRDATAFILDGNNHKPE
FTKXVYRGTVPEHAPPGYRIA AVSATDKDTGPNAELEYVVESGNDPHVFYLD
PYNGTVHVSGIIDXEVKRSYELTVKVS DRGVPVLAADXTAKVIITVTDNDNP
PVFSPKEYKKSVPENXQVGTVIVKVTASDADSGNNAKFD FSITKGDPTDLYEI
VPDSKNPNIGLIKNRLPLDRETPVSELEVTATDTGGLQGKARAVITDDVND
NGPWVFPYFEGKIKENIDNAQFVTRLSAYDPDTTANGKPFTYSIYNGTVNDN
FKLVEPATLKDVTSMNSYGRFNREEKSTWKIGVTAVDNGNPKKSNFTYVY
VDVEDENDNEPFDGSLKIVVNAFKGQFLCGSIGKPYQDNDFDGDVNTYTIE
TQKPGNYFKIDPNTGIMTADKEIPMGRYTL SVKITETNRGSNTKSVRSMISVS
VRRVDPDAVKXGVTLQFLNLRKVEYFVGDYYEKTVDLIGSFLEASIE MF SIQK
ATNNSMAVNVHFAAKKGGSYVKPLDVINNLSGKKKEFN NIGLEVGSIGIDAC
AMEKRKVGK CINEIEPSSKCTVASGDY GKVPAPTSSISVVSMDVTLKDKYVS
VITPQGKCATSNPCRHHGGTCHDSVPYGYMLCQCAREYRGPHCEVTTRXFYG

NSLIWLPKLSAYDLRDISFEFMTEKPDGLMLYQGPLKEGGNNGEKDFLAVFL
QGGYVMMVVSFGSEPTTISVTKGPRLDDKEWHVVTIKRDMVDRKLVRLIIDR
CEKATIVEQNGRVFENRDNCEASKKVFGQKTYLNGFGPLQIGGVDTDVSWL
GVKTKGFDGCIRKIIDYETMYDLQDQPLKVVNSVTGCQPAATCPNCNNNGY
CEPGLKKSICVCDIGYMGSDCTARSPANYKANSFSQYLLNSARARRDLVQP
PKSLTNEFYTSIALKVKIDRDMENCVIFLSSNSLGTEFNRI DLKDRVLR YIFRLG
DRLKILSIPQMNITDGKYHTVVVKREGNYASMQIDYDGLVAGNTGGINKLLN
MGGGSFFSGGLPNITEVRVIEAIVRSGGNTVLR TADGRV LASGIGTDGSGGMS
FGTGLTSTMITVMPSGKTVVDSFSDPRGLFVSGMGVVRGISIDKTTXDGKEIVE
VYNGRRTVSGFGTAIGAQGNVIKKNYPSTGPYIDGVPIYNVKGTQILTYGGGI
PWTLETGXATSESKPVAVIGDFGGCTASNRFNGLVDLKD DDAVDIRRQNVDPG
CPCTTGFCCKNGGSCVNGDPPYCICPPGFIGTRCETVVT KPNAGQRPGSRMILP
GVLALILVVVFAVLAIMLFVFLKKRAPPVVPVTLEDGHVHDNIRPYHDDGA
GEEDNFGYDITQLMKYTYVEGGGGGGYGYGAGGGY GKGGGAGYGGGGGG
GGNGNGIEENITVAEDKPLLQGA FNNGNQFGVTTITRRR VINPDSMDVGNFI
NQRVGEANGEYFIAHDSLHMF RYEGDDSDVDDLSELGSDNEEDDDEQSFD
FLQRWGRKFESLNRIYNIDS

>Hydra_vulgaris_hvu_XP_012558722.1_e_5e-27

MKIVKHTFFSYLIVISKMF SIKLIKFFIT IILIVSSVNSNFLTVNVDESSVIGSKIHE
FPSKNGFYITYQWGD PDGLALFRVEPNGNVVLKGQLNFELDKPNYYFLTV
VLRNKNKKYGGTAYTRKFQVIDSNNHSPKFSKKEMYVGEIEEGLPAGSIVSG
LED CFATDL DSSGIKDYSITEGNNKNEFELSVRDVNGIKLLVVRTLKSIDRDEI
RYTPFLDLGIQANDGGIGENQKFVKQTIRIHIRDVNDNPPVFIYNSLRRSVQEN
AKISSVMKVSASDNDEGPNSEIYYYFEKQVDDFYINPSTGEIRVASNLNANV
KSSYELVVIAQDKSNEPRSAKSNVYIQVIDVS NYPPENTNKRPPIHFSQNQLSV
TIREDLPVKSFVYIVLTDADYNSKLEYSLSGSDSNLFYISKKSGVITLAKSLKT
AKQQEYMLVITVKDGFGIYSVSLTVKIQQYNFNMYS PQFNPSTVCIDILQNTNI
NTQLDVTVKATDKDSGINGEVSYYAVGGSGIGYFRVDKQTGAVTTNTIFKNI
GSYSLYIKAQDNGKFQRYGMMFLQVNV RPSFQSPPIASRTMMTETIDEGEDQ
DSFVGAVFARSPGFGRKVIYEISGNSPRGLALDRETGVITTT RQLDFEQDAYLF
MEITIRVEGSQQFTKTALYTEIINLNDNPPEFFRS AVTVYVKENSGIIPSLCLF
ATDKDGNEALKYSIESGNIGNVFQINSETGQLNVKNLDYETR NAYNLVSVN
DGLYDAKASVNVIVKDSNDPPIFDSDFYTA KVEELANENTIVKRLGVTSEL SG
KHTCIWGVENLTPEILSLFILKTEPRACLVSVRNKEKLVWRKEKNVFEFNLHA

VNVDNRNEFSSAILQVTIEDKNNNKPIFSQESY AISVIGSIPLGKSVVQVNATD
EDGGVNGRITFDIQEGPDSNLFNINPSG DIMVKSSVEKNRLYLITVNARDQGV
PSLMSSTVVKIIVLDETV ALPVFNPSGPLFLSELSVGAAVTQISVNEVGSSFE
IVGGNKGGTFGITSDKIILKKKLDYEMDTTYRIVIQATLSDPQRFTDKIIIFQIED
SNDNSPVFVVEDPSVAMEIYVDKYSPEGSIVAKLKA VDDDSGLNGQIEYTL
GVVPFVIDAEGVITCSREINDAIASKFIFTVTASDKSQSVRRSTKISIIAQVKDGI
RPIIFTQSFYRGS LVDNVPVGESIVTISTNEVDSSSTTSFRISSNLSNNFCIDFSK
TLFTQKAMDYDLARNNKFPVTIEMINGYQTSKTTVLLT WSDENDNIPFFTNG
VGPIVREVSETQNVGYVIFRAEAKDQDAGDN GRITYSISQVISSGRSENLFKID
PVTGDLSIAKLLNFEETSEHTIIIIKAEDNGDTIKRFTLQEVKVVVKDENDERPT
FSESNYNGFISINSQTGTEVIKVF AADFDSGAFGKVEYAIIGSDYAGTFVIGKSD
GIIYLKKPIALLNEQTFSLK LKATNMNMEGQAMVYLTA VTEEGPPKFVNLKF
TFNVSENNNP KDVLGNCKAISLDTITYSIERGNDLKLFEIDTRNGNLRSTSSLD
AEKQVQYIIYIRAADL SERFAEASVEINVINVDNSPFFRAAINNVIEVIVLRSL
AVGIPIVDVQGV DNDVGDLSYKINSGPARGIFHIDNNGVIRSLTSLKMLSLDT
NVNEFEISAKDSQGLESSAQIRVVLVNYRPGGIIVRSV GEMHLP SHGEI IKDLG
NQYPRASFKIVSPLYNPFIIDESTGYISLKEQLDY EKTTQYTIIVQERNTQSEHE
YVNYNVRIQVLDYNDNAPKFYMTSFLGKV NKNAPGTPVIKLI AKDEDSGD
AGIFGFEIISENIPFSIDPVTSEIKTTSFYLTENWYNISVIASDKGQPSLSSSPVTIFI
KTGENPPEFQKDLYQFSVKENSHAGYTIGVVSARSLSGITIQYSIEGNVDNLFV
INAQGAILTQ GALDFESGDSSYSLTVQASEISSKPLKSITNVIIQVINVDNSPEF
SMAEYRSK SIMENVPVGHTVMKVEATDCDCSQTCECAGGLLVYSMDKFSDT
FRIDHVTGEIKIIRSLDYE AISEYRFQVKVKDTGVNTNTGLADV VINVANVND
NSPKFTPDNGVVSIAENIQRGTIVITVQAQDL DGDVVKYDLSSQDNNNFEIGK
DTGVVRITTVNNPSFLRDDYILNITATDGINIGYFALKVIIEDVNDNSPIFRKCS
QYKATVPEQMPINTKVIQVSASDLDRGRNGEVEYDIQETQKDNPNKFSADFKI
DNTTGVITTNK VFDREIKSSYIVLVIALDGGHGRDPAERN SGCQLEIQIEDIND
HSPIFSVQKYDISIAENTPIDSVVLEVSAQDQDEGKNALITYSIKPNVITSNFKID
SSSGVILVAESLIGKQERYSFQVLATDSGTPSASSNVEVVIYVQPSNPPKFTML
SFKASIQEDRKPGENVLKLEAKSQIEGDLENKIFYSILPGNLPSTNKPPTFIVDS
ASGEIKIAKILDYEALNSYVLT VSAADKRGMKTNAKVFIQIIDVNDNTPLFVLS
TYEFGKVAEGKSAGVIVEQVNATDADSDINGKVLYSLEPSAEADMFSIDPVT
GQIRTKVVFDREITPKLTFNVKAEDQAIGKRLSSVVYVTIQITDVNDNEPYFEK
KIYNETLDENKKIGSKILELLAKDKDAGEH SKLNYIISGNERGYFGTESVHR

VDGSSIGFVTVAKALDREDIEEFALQITASDSKYNAFAWVYIKIRDVNDNDPV
FDESLYNSSIIENSKSGIFVIKVHATDKDTASVQLPITYSLSLEIQGYFIIDKNTG
EISTGLMHFDREQKAMYTFTVYAFDGERTGSSTIKILITDVNDEAPKFNDGPY
LRVVQENQKEGAIVGYVTATDQDEGENSIITYSLLQSAERFVIDPNTGLIRTSK
VLDRESKDFNNFTIIVAATDHGGKNSLTSSVEVILVTDANDQYPYFVPKVYE
ATLLECTFIGDHVTTVTAKDDDEINTVNTELIYSITSGNTPRRFRIDPDTGLITV
AHRLDYEKEKRYDLYISVRDKGLPQLIGKENATVTVLINDCNDNSPQFELPTY
QGDVKEDVKIGFVLIEATATDSDIGINGMFDFFIVDADENYHFTIVKKSSLEQN
IALIKVDWRLDREKQNQYTFRIAAKDHGEPPLTGYAQVIINIINDINGPIFVPP
DFCGKIKEEFKGEQMVTTIEVNDPDDKGSQCPCDFEIVEDPSKMFYLEKTNIN
NKAIKTTSTSFDRDMPNQQLYVLRVSAADSGSPPLKSFTYVYVEVEDVKDN
SIEGGLLNIDLNAYNGKFIGGRIGYVYINDYDILLSDHLIVTSGNAVKSKYFT
IDSSGMISATSLLPLGEHELKIQSTERKVNGKTVISKVIVSVKEVTEQATKNSIA
IRITGMQKNLTCKEIPYPDMAPFLAQLLNVDITQIKIFSAIEVPSLYRGVDIRFY
VRRFIESETEDYLLPIEIIAKLTPHIHEIEQFVGGQVHSGVDPKAKEPCTVGF
YNDIFASNQYTIIVTDKNGIIPKPSARIFISMDVHDVAVCVSEIRKVDLCKEGP
ENPCLNGGTCYPILPSGYRCKCMQGFGLQCQLSTRYFEKDGFFLLKPISYFY
EGTISFEFSTLDSNGLIFYHGPTISDSNRNKLLDFLAIDLVDGKVGISISQGEE
KIFRKIVVSGKNLNDGLFHNVNIFKRGKFIQVIIDHCKDFEITDLSPLDTLNQQ
RDSCEITGTPGRWRFLNGIYPLQIGGAKSYTLGGNVIVFESLKGCVRNIIIDNG
IMYDLQSPLMQSKSGIGCPSYSTLCPVCINGRCILINSIRKCSFFGWQGENCN
ERVQAYRYLGNSSYSQYSLLEDEDGLLRKLSWHKRYESHYMLQVKTFYDGVIL
YEEGSSGEFSLLEIRKGMMLQYKYNLGDGVLTLALPGVNITNNEWHNISLIRKG
AFATLEVWNNGMISGNTYGSTGTHQLLDTNGIIFGGMLTSDPSKKNSNKNKNG
IAVDPIKRIINKDGTVADPNKNNNDGLIADPFQGCITHGSYNHEYLDYRFSDSI
NPLVKVFRYNVDANCTCSLAEAKLCLNGEVCMAAGSPPYCSCLTGSKCSSTDT
MKGQENNSRFLTGTGMMVLIVLLLLFLGFLAVLALFTSGVFNKKKPIPIYVD
QTCRENVMLYADEGAGEDDFHNYDLEKLLQHAGGKNLSVVEDMNSFEMSEI
NKNGYFIGGSQNDFSNERNNSFIHDSNTRIYNSSNGEAYNATTARSVSNAFNS
SNNEAYNATTARSVSNAAYNNSSQSAGEMYRATTARSTVTRNQQDQQENRFS
NQNESESLLRSDYNANTETANFTSRSQRQVSQSSRFDASQAEEINLALFIDEQL
LAADNSKNSHPRDTLLHYGYEGEGSDMSDLSELGESESETDDEDDFSFLADW
GPKFEFLDRLYNPRTDDSEEDV

>Nematostella_vectensis_Cdh1_nve_Cdh1_e_8e-30

MSAGRLAAVLTTPLLFLLSLLKTFQLAKAQDTLIEVNFDEGRPARSSVYLFDS
SGDVFSLYQADPTVPLLFQISEVGHVTSTQEIEYEIGKTNKYDLTVLQRPRGET
LGGIAITLRITLDVNNFHPVFQLSQGEHYEGFVKEGTAENTIVEGLEQCHATD
RDTSGIRGYSIISGNEKGYFKVETVQIGSGVTSRKFLVLKTTGKPIVRDDNNPY
IMLTVQVTDGGNPSHSGTANIRVNVEDANDQTPVFESSQYRETIAENTPIQTS
VLRVRATDKDDGTNGGIYYMKNPVNSYFTIDAITGVIRVAKTLDYNARDK
HTLYISARDRGDPPTSAAEATVEISLRENIQGWPLPDSADPKENTKPYFPQSR
TFSIREDFPKCALLVMRAADNDPIGPNKRLRYSLSGNGVSKFAIDPESGVVT
LTDSVDYENTPNNHVYDLTVTATDQGPGLSATTQLLIEIQVDENKNSPRFD
PQQAILEISENLKQNSLVTTVSATSDSVGNPSSPDGKVVYSIVGGTGLGVFR
VDSNTGEVKVAVPSLDREGTSQYTLVVKASDNATFPRSSRLFLMINLLDEDD
NFPYFSQPIYIAQVPENQPSGTFVTVVVGRDADEGFNPSYTVITPGVPYKIEPST
GVIRTSKSLDQSELSTRELQVIVRVSTAGSKTADGQVNITVISKVNRPVFKNT
PYSVKVPEEMGPLPNLFCIAAVDSLSPVQYTLAPGADGLFEVDKDSGRLHT
KNSFNENVDRYNLRIEARTSSVQEVASASLTVTEEKDLPKFSSDSYQLTV
DESAAPGTTLAPGLLIIDSSTSSDQFDCSMEAITSLHTLYNFEVTQQSGRCFLR
VQAGGKLD AHLASKYTFNVRATDRNFRNMFATAQVEVNVIDVNDHKPEFLQ
ESYWLSVPSSTPAGSSLVTVQAEDMDIGTNAQVRYELLRQENSERFILNDNN
QLSTASTLTPNVRYQLLIRASDSATRNPSSAQVPVYVSVYSPSESPVFDKSSY
NQNLPEDSSANTLVFTAKATRS GSSSGITYELVGGYKQIGEAMFSIKPDTGQV
YLIKKLDFETKSYFPIAVRAKYSGGAIELASEVVAKVTIVDNDNGPRFAFHE
SSKTVVIDSFS AKDTQLVQARALDADSGSLGEVTYGIDGGRSTSNLFPNINVK
TGMIFATREILYTQGSSYIIIIVVATDGATDGSQKIQKFTVNVQVLDTPRPSPFPQ
KTYSAPVTETAGVGDVTTVRAVYSKPNAFLKYTFVSGNEDNTFCVNGFGIIS
VAKSLDREKVAGYTLGMRVTLGQHVD DTTVYVNLTDINDDAPHFTSAIYRR
SIKEGLAEDTEILPPVIAVDHDFGSNGKILYSILSGVHPDWDKYFNIDSATGKIT
TKMTLDYETHKSHTL FIRAEDNGSPKRLSGIAQVDIDVIDRNDNSPVFAAFY
RAKISLGAVKGT SVLQVHATDLDSGQNGQITYSIIQGN EEEAFTINEQGVILVD
KSLTTVAADKFS LKVEARDKNASPRSGSVTVEINVYLPDGPPMFVVSPVTVY
VKEGV PANHRVAGVKAATSEALTYTLLSGNEAGMFRINPSTGSLDATRELDY
EERRRYELKIEARDTRDRSAMVELIII VVNINDNKPTFVDIVDGQIDRKAIGTCS
PTDIAEGEVITRLGAFDRDGDEITFIVPDDVKDLFKIDSRGVVTAKKPIEDLPKI
YPFNVKALDNGEPPQETDVKVRLVFVHYRPDQKHVRVNVREDTPTGSVIAT
VRRYFPNGIVSLLLPEKANFSVRANGDVILLTPLDYESQQFHRMTVREELGNQ

TNDVDVEVVLDVNDNRPIWMERERLARVNTNSRAGAQVYQLEARDEDDG
SSGLVGYQLKSPSND AKRKRSPQHPFTINPKTRQMEVAGSLKDQRYDL DV
FAFDYGIPRLTSDTITLNV DGSAAAGQLPPRF SKVSYHFMVSEDAKYLSLVG IIL
ARSISGARLDYKIVSGNVGDKFIAMGDGRILLNSLLDFERDQTQYNLKV KATE
QIPDGLDSTVDVKIDVINANDHFPYFDQQLYSVQIPESTAVGVLVQEVTAKDC
DCLSSCTCSPGFLTYSIEPSKEQGGKFYIDPATGKISVSVALDYEDQRYHLLKV
YATDKGKKS FQGLCFVNVTLTNVNDNRPTFLKSA YEFRVAEGAATGESLAIV
VAVDADGDAVTYSKAGGALQFSVDQSTGVITLNSALDPNKNQYTLQVMAK
DSGGLTSTVSVTFNVADANNVPQFTNCGTVSIRENDPRDTKITQLTATDAD
RGQNGQITYSIEDASSQTLFSIEPRTGVVRSLSLDRENKDSYNAIIKAEDGSSK
QDESERLLWYCYLTINVEDVNDNRPYFLAAKYFGSVFSSAPNGSNILTVQAT
DADSGSNAKIKYALLDSAGGLFRLDSSGILRTNTNPARLQLETGKKLLLEVSA
KDVESIAGTQPGKPTKYTTQIEILVSNEEPPKFSQQVYTASINENMETGSTVTRI
TATSSTGAEISYENVDTNPRAKILFRVQPDGYIITGDRPDYERGTTYNMQFAA
KDKKTLLYSTVKVVINIIDVNDVSPAFLLAINTRNARVLENKPAPTKVISMKAI
DDD GSEPHRRVTYEMKDNPNFQIDASTGMITTKTTL DREVTPKYDVEVTAKD
GVNKESAILYITVVDQNDQPPVFAPKSYAISVPEDSPIGTSVLDIYATDADVGE
NAKITYFISKGDPEGKFSIVTSPVKGELVVNGKLD FETKSSYTLEVTATDGKFS
DTAVVTVTIQDVNDLPPVFSSPLYESRIQENTGPGAGVVMVTASDIDSPTISFS
LDDR GKD YFQITPIRASGPGNVWVGDIRTGSKQLDREESPVKVFTVIANDGK
HTAQAEIRVNLT DVNDNAPRFPASPYIGYVEENKPSGTSVMYIQA VDDDDPL
AGGNAKLSYELTDSAGDKFSIDPLSGLIKTKVTFDREQTPNKF KVRVKATDA
GNPRLSASVDGIIHVSDANDHKPKFTEKFYRGSVAENAPPGYSVLRVTATDE
DVGPNAEF EFVVVQGNDPHAFYIDPFNGTVLVSGILDY EKKKEYTITLTVADR
GMPPLQGETAYVVIEILDANDNAPEFIPKIYNASVLEDV GARQPVLTVTA VD
KDSGPNGNFTFAIDPRSDPDDAFTIEPNPNNASIGIIRTRVPLDQEKTPSFHLKV
TATDAGGLQGEGERINVIDVNDNGPWFVPPFFV GQIKEGVSARQFVTKLKA
YDPDAFVKDQVITFSIYNGTVGENFKLDPVSVTNESVDLHSYGVFDREAAPV
WKIGIEAVDNVGPKPQKNFTYVYVDVLDVNDNAPKDGSL LIIVNAYDGNFTG
GVIGKPYQDDDFDGDENTYELNSQSPGSYFRVNEGNGDITAAPMIPMGEYN
LKIRVTEKKDSPSTVTSSVRVLVRRIDKEAVDNGVA VEFTDMRKVGYFVG DY
YKGFEDVLASTLGVPTGDIKIFSVQKAHDNGLAVVFFTVAAKDSYMPHWD
VVSKLVDAKKPLESLGLKVSRLGMDECSKGNV GQSVGVAKNILVRSSNFSV
ASGDYGVKVPAPASSLTIVSIDILPKCLYEAVFPPEKRCKPHNPCLHGGKCYETV

PDCPGFVCKCPTGYHGPLCEMTRTFYGNYSIWLPKLMTYSLSDLEFEFMTK
TADGLLVYQGPREGANNGLKDFIAVVLRGGRVELFVSLGLDPVTVKMDKG
PRLDDGEWHTVQVLRNMKDIEIIIDRCSTALLEHKPDGTVVENRKSCHVYGR
MLGRSVFLDGFGLQIGGVSNPNMDFPDIPYTGFKGCVRNIKDNHNLVYDLKN
PLKVVNAPEGCQLASACPECKNDGYCEPLMARDSICVCNPGYSGKHCDGRG
KASYYLASSFTEYLVAARRRRREVVPPTTEIFNRFYTTLALQVKLDEDATNVV
VFLASNRMGTEFQRVDVKDSKIRYVLRLLGARMLVLSFPQLNVTGVDVYHSVIV
RRHGDYAIMQLDYSYVIGSLHSQRTLLDMSGGEIFSGGLPNITIVRIIEAIVEN
DGSAVISTNVRNDGDGYAADVGGVHVRNLQLSGPLNLVSRKRRASGTVSVL
GDFGGCIAGTSVNGANMESDPSIKVHRQNVLDGCPCLSNFCANGGTCVDAM
PPYCICAPGWTGPLCTIVVTAPPVGERGTPFMHPAVIAIILVVMLAIFIIMGAVI
LKRRPEPVVYADSTDTGHVHDNVRLYHDDGGGEEDNLGYDITKLMKYTYI
ETTIAPPSVAPSKASEDKISTSSDQPLLQGRPPDAVFGLTGKEPGPKMPKYME
GDDVGDFFITTRVKITDREVFLAVDELHIYRYEGDDTDVDDLSEIEPDEEDEEY
EQEFDLQWGPKFDKLAELYEDVDE

>Nematostella_vectensis_Cdh3 nve_Cdh3_e_7.4e-29

MGLDGSASLGFLVLFLLSSLTITGHAQTIESASVPENEPEGFRVFSFSPSPSNEI
YSFFRALDTASQSALRLFDISEDGVVVTKNPLVYTDGEENLYVLTVLRQRG
MTEGGIAWTLRITVTDTNFQPTFGADLYLGYIAEEAAQGTTVGGLEKCHAE
DKDRSGIDRYEIVSGNERGYFVAETKTVGAQKFLVLKATNTRIVRDPARPSIT
LTVRANDGGGLHGTTRIQIDIQDTNNNPPVFEKSEYTVTVGEDTPVMTSILRV
RARDADIGRNGGIYYLRNTQDFTIDAITGVIRPIRMLDFQSGQQRTLEV TAR
DRGSSPKAANVNVQVTIRSDISGYPPVVVPSSSDRNRPPVFPEGSSFTLSIRED
FPVNGAIQVVKANDPDAGSTNGQLRYSLSGNNNFAIDSTSGVVTLQTQLEYK
GNPAQDVIDLVVTATDRNGQSGALSASVNLKIEVLDVDDNNNAPVFNPPQLE
LTVSEDSAVGRTIRRVSATDSDDGSDGQVVYSIIQGSGLGVFVQVQATTGDLIV
AAPLDREKMSFYDLVIKAEDKATFPKSSNLYVMVKIQDVEDDHFQFTQPMY
YAKAPEKSPENTFVTVVKVVDHDLGESVYSITGASSFKIVPTSLILTTGPIDL
TTEPSTYELVVTATSTNYGTTKRATGQVNVEITSKTESPPVFKNTPYAVSVPE
NQGSIANLVCVAAIDTKGQPVIYSIESRGEPPFGIDSKSGRFSSLQSFYETADK
YRIQISAQSGTAPNIMTSSSDVAITIKDEKDPQFSQSEYKVSVPEDASVRSTLS
RGIRFVDEDTLSTQLECSMEEMTSRIPLDYLSVVQDGGECKFVIEKTLDTFVA
SKFTFDMKVTDKNFPGMFATTKVEVTVDNTYTPVFSRTSFWASKPDTLPT
DTSVMQLSIIDKDMGSLGEVYQLIDPTVSAGETSGYDRFRVDDSGMIESTNI

LTANTLYKLQAKAKDGGSPALETVDVFISVYPSSDTPVRFSSQNPYSASIAEN
SPLNTEVFRATATKSGSSSGIAYSLVGGQIENGNTMFSIDSSGRVLLLRQLDRE
RTKSYKLYVRGTYTGGSLTLATDVECLVTVDVNDNTPLFTFDRVNKQFVV
DNYAPANTIIATLRAVDSDEGANAQVTMSIQGTVPSNAPFTIDTPSNVLKTTT
KLSTVIDYQITVRATDKGSPQYSETTVIVKVLNIQTTPVFGQAKYTVDVQEN
TKVGQQVISVKATYGDSNGLLQYSFVSGNLGDAFCIDSSGQITVAQPLDREVL
PSYTLRVRVALGNNEFDTEVFVSLTDINDDSPTFTKSVYEFFANEDISSGTSIG
KVAATDRDSGSHGQISYRFLYASDIQSMDFDLQTTGIISLASGKSLDYEDIS
MHVLFVRAEDNGANKLSAIAEVRIYLRDINDNDPKFSAASYHAKLSLDAPVL
EHVVQVTATDLDTANNGRIRYSIVAGNQEGAFQVLTDNGLIRVAKSLTTVAA
SSFLLTLEAADSGDPERKGSVNVQVNVFLPDGPPKFVLDPVIVNATEGIAANQ
RVAVAKAATSEALKYEILSGNTNDMFAINPSSGVILTTRELDYEEATGYIMNII
ARDTRDRSASVQVIINVVNINDNEPMFPGETNGQIDRKVAGPFAPGFIAIRLT
AVDKDIGDRVYYKISIEAENYFTIDERGQLICKNDLKGIA SPFRFTIEARDGGLP
QKVHTANVLLVFVKYRPKQQPVRVTVPETTRAGTVITRVPYRFPYPTGEFSIVYP
ENTNFTIDNDGNVTLNRPLDYEEIAFTLITVREKQASGPLENYIDVEITVLDVN
DNAPVFTMISTLGRVNSNSRAGATAFQLQARDLDSGSNGLIGFQLENIPTLFMI
NPLTRQIEVGPRLQTSRYGLDIIPFDY GKPSVNGTKATVDIETVQSPPVFNES
SYTFTVSERAPMTKIGDVTAVSVSGARLSYTHIEGNTGDKFLAKDNGDIVLN
SLLDFERDQSVFNLKVEAKEQIPKGLSSEVDVTITVINANDFHPYFDDPVYRL
KVPESRGVGDVIMTVTARDCDCPSDCTCQVGQLKYSVEAGTSFDIDQTGAIV
VARTLDYETSKVQVLKVMASDQGEKVFTA VTFVVVTLEDTNDNAPVFKRND
YLFRTADASTGSMIGAVIARDQDQDDIEKVRYSVVSGTEFNVNTETGVLTV
AKDLSTGAKSEYSMEIRATDSTKSNDARVRVNVEYKNMYRPEFTKCGKATIQ
ENLLKGQLIATVTATDRDQGRNGEVEYKIVPVGGQDFFTINNKTEVITSSSL
DRETKATYTVIIAEDGGHGKDP AERLMSYCFLEVEVQDVNDNYPSFITRAY
LGSIQNTKPIGTSVLTVSATDPDAGDNAKITYAFKSPNDKFEIDSTSGDIRTKV
ALTGTKDVNEKMTVVASNTEAIQGGDANNRDRETEVTIYITDLAPPVCDKNL
FTARILESLSVNSDVLKVSAQAPGGKSIVYSPVKANADIDEKFSVETNGQIKTA
SQLDYEQLSPGDKTFKLQVRAQEENTNLYSTCSVAITLEDVNDDKPTFDLGN
YDARVRENAPIGTTVITIKATDRDTGDAGVVITYFLKAGSDEHFAIDVNSGTLT
TKKSFDRREGQSLFSVIVIARDKGNNPGALSEEVAVKVLVVDENDSPPQFDQAE
FQTSVSESATIGTSILEVVATDQDIGDNAKLEYFISGGDGRFWFAVQTIKSGR
TYGEVQVDARLDFETKSSY TIDVTATDGRFSATTRVLITITDANDIVPMFMTL

TTPTLLSPIYTGRVSEMTGSGVEVLKVYAVDTDSPNIQYTLEGSSSYFTIAARQ
EGGKFGVGIISTGSQPLDREATPIFSFNVLAKDGVHTGSA YIEINVTDINDNQPRF
PNSLYVGYVEENKAAGTSVMYVQA HDDDDPYLGGNAEIRYTLTDNAGGKF
KIDANTALVTTEEILDRETSPNSFTITVLATDQGANKLSTTKVATIYVTDANDH
APVFTKRIFRGTVSEDRVPGYVVTSVSATD TDTGPNAELEFVVTHGNEPAAFY
VDPSKGTVHVSGILNYTLRKSYNLTVTVSDRGMPVLSDNSPAYVLITITDAND
NAPIFIPNQYNKTVAEDLAVGSPVVVVTAVDYDSGDNAKFVFDITGGNPDDL
FEVVPNPDNSSLGIVRTRLPLDRETTPIHHLEITAKDTGGLTGKAHVWLTLLD
VNDNGPWFQPPFFVGKIKENVNVKQFVTKVSANDPDTKNNGAPFTYAIYNG
TVSGNFAFDIATITNVTTDMSSSGTFDRETMTTWTIGIAGTDSGRPAKSNFTY
VYVDVQDDNDNEPCDGRMTIIVNSYNGKFRGGPIAKTYR DADYDGDVNTY
TLQSQTGGNFFTVDTTTGEISAAKDIPVGEYSLVISVTEVNTGNPPRANEVNF
KTVTSRATVIVRDITSKAVSNSVALQISDMRKVEYFVG DYHDVVVGELSRMF
GVSSSGIEVFSVQPSPIKVMALDVQFAVKTGSDEYTKPYDVIRVVTDNRERLT
NLGLKVTSIGIDMCALERERVGKCINVVETSSAYKIASGDY GKV P APASSITLV
SMDVVLRDKYVTIIEPGKNC SNENPCLNGGTCHDTVPAGWRVCQCPRGYRG
PHCEQTTRTFRGTSYIWLPKLTA YDIRELSFEFTTEFKDGLMLYQGPKPGDN
NGAKDFLAVFLDEGHLVVRVSLGYEPITINMTRRPNLNDKEWHTVQIIRDVID
RKMIRVIIDRCQSAQIVEENGRVFEKRD TCEITGRVKGRSVYLNFGPLQIGG
VETDLTFIGITTTGFRGCIRNIIDTEKMYDLRNPIKV VNAPEGCTLAGTCPNNC
NDKGYCEPSLMAGKSMCVCDLGYTGRACNDRSEANYYLENSFSQFLLTGIR
ARRELIQPPVPLMNEY YTHINLQVKLDPGTKDCVLF LSSNSLGTEFNRLDVKD
HMLRYIFRLGDRMKVLSIPQYNISDGKYH SVMVNREGNYAEMQIDYRAKMA
GTTGGVQKLLNMGGGSIFTGGLPNITEVRVVEAIVQSGGDVILRTEDGKVLTS
GIGVGGGMSFGAGSSVTLITIGSGVLTQRNILDSQSLFVRGIYKNGTVLYGSSS
SSTFGMNVDDQGIPFKSSDTSSNGNGGVQISQGNPMTY GAGIQWTLSPGRT
QVGAGNSGGAVEVIGDMEGCTATNRFQGV SLEDSPDVEVRRQNVRKGCPCA
EGFCENGGTCVDGTPPYCLCSPGWTGPTCVLIVTAPNPGQRPGSRVVS PFVIA
CVAVVLLAVMVIMGAVLLKKRTPPPVIPVMVEDGHVHDNIRPYHDEGAGEE
DNFGYDITQLMKYTYVEGGGYGGGGGGYGGGGGGYGDGTGGA AFGSAYA
ADGGGKGLGSGVEEVMVAEEKPLLQGAMEGYGQQHGIIITITRRRMMNADS
VDVGNFINSRVGEADREYILSYDALHIYRYEGDDSDIDDLSELGSDDEGGDDA
EQSFDFLQDWGRKFENLNKIYNLDD

>Stylophora_pistillata.1_spi_PFX34962.1_e_2.2e-27

MRDISVIVYSILCYFCLLHTAIGQGFDVTVNLEEGKDAGQPVHTFPLPASNEV
YTFPFAQDADSKAALTLFQISEQGVVTTTKPIDFEIGKKNNYDLVAVRRDRGD
KEGGVPLSIRIFITDTNNGFPTFPSNLYHGRVKEDSPVDTIVLGLENCFAEDRD
KEGSISYSISGGNEKGYFKAERRILSNINRVFLVLKTTNIRIERDVNTPEIILTVR
AFDGRRFGTTKVSITVLDVNNNDPKFDKDSYATATINEDTPLMTSVLRVRATD
ADVGTNGGIYYYISGGSPWFSDAITGVMKVVGRLPNQAAVQLQVTAQDRG
RDSTRHTADVEVNINLIADYPPADTANPGANTPPVFPEGSYSANVREDFPVG
AVVLVIHAVDRDPPGRNSRIRYRLSGDNAFQINQNGVVSRLRTNLDYSIKSSY
DLNVNAEDEAQSPLSATASLKITVQQVDKNRFAPEFQAPNKYQRQASIPENR
AINTKVGSSIIATDSDGSQRPEGQVMYSIASGSLPYFKINENTGDLRSVAVLE
REKQPQYNLLIEARDKSLYPLKSNLYMVITVTGVEDNFPDFSQPVYEAEPGN
APKGTFTVAIHAIDQDGDVTYSIDNAGSAFTIQTDSGVITTARPLDPANEERN
FVLSVRATATNKDSLQVIVDVVSEADSPPTFVNLPYRATVPENLGQIDSLC
LAAKDSQGKPVYTSIASDTDGKFSVEQDSGRFSATGSFDYEAFTEGVYKVQA
SSGPQQIATESVTITVTDTKDPPKFSKSSYKFFIDEDTSAGTTITITNRDGSSGGL
VIEDADTTITNFECTIENIQSLAIENHFTIKLVTSNNNKNGECKLITQSSFDHFDT
PKFTFEVRATDKNYRNMYASAQVEVEIRDKNNNAPVFSQQSYWASVDKNFP
VRNSILKVTATDKDSGSFGEVTYQISRDTQDRNRFSLDSNTGVLSSASSLAEK
TYNLLIEASDRAQENNNIRKTRVSVQVYAPGTTYIQFDPASYSKDIAESAARD
TNVFKVTAKGPNSIRYSIVGGNINNAFKISQSGQVQVANS�DRETQATYKLV
RANKDGTKLASEVTTTINVLDVNDFTPKITFMETEPKNLAVEDYSPKGSFVVK
VTAIDRDAGANGQVKYSITTSNTPFQIDQNTGVITASREIRRSEQQVWTVRVQ
ARDSKGLQSFYNLRFVTEGLQAPQLSPTIPVSLDENKPVGFKVKDISPTTPNN
NYKYNILGGNTDEAFCINHGDVISVARPLDREKISSYSLKVSVSVGNKVSNTS
VDVTIRDKNDDAPRFTKAVYSFDVSEDRGFAQEVGKVSÆDKDTGDNGEVE
YRLLYTVNVNSKFNVDPKTGSISTIDAPVGSSPSARPLDFEQIKQHVLVIRAAD
NGIPSLSTIAKVMFNIKDVNDQTPKFSADSIVSKVALDAKVDSQVLLVVATD
LDSGDNGKVVYNITGGNEEEAFKIDPDTGVIKVKKSLTTVSASTFTLDVEAKD
KGNPPRSTIAKVDLNVFLPDGPPKFVVKPVVQEVTEGIKANNRVIVVKAATSE
ALTYEVVSGNEDGLFRINPSTGEIMVTRELDYEEARERKLVVRVMDTRDRSD
QVTVIFQIKNINDNAPTFPGEVDGYVERKVEDDFQVGDVVARLSAFDGDVGD
KITYTISENARASFSIDKEGFLIAKKPRKEFPSPVKFNLTAKDNNGSPRESKVN
VQLVLVSYRPEQQQPVREYVREDKEVGSVVAIVPRYFPGSTLSIHYPRKANFT
VDDSGRVRMTRPFDFFEARQFYTLTVREQEPAPLSRTNDVDVEINVIDINDNKP

VMKMVEFFGRVNTNSRPGTSAYQLKAEDKDGGLSGRIGYQMVSARGIPFAINP
LTEVVETGGILEDRGGYNVTVFGDFGVPRQFGDSVYLDIKTVNFKPQFSESS
YNFEVFENDLPGKVIGVVNATSASGARLGF SIVQGD TDNKFSIESTGELIVNSR
LDREKTSMYNLKVRTTEQIPRGDSNDVDVRISVKNANEYYPFFPLKVYEK SIN
EDVGSGASVLSVTAYDCDCTGCACKNAELKYSLEGTNVFKIDEVTGLISVGD
TPLDFETQRRHLFKVVVEDFGKFKSSRSYVRVTVQNKNDDEE PKFQRGEYSID
IAEDAATNKALAA ILARDVDGDSSLYSITSGASSIFNIDGNTGVLSLAQSVRGQ
KKQYTLTVRATDTAPNPKYDEV RVVINIEDINDNRPVFTVCPNEVTVEENKPT
GERVIQVTAKSDNGRNGEVEYKLV TGGERLFEINNSTGLITTITSLDRETAD
RHTLIVQAEDGGHGRNEAERLLSYCIEVKVADVNDNYPVFFTRQYYG SVFH
KAPISTTVLTVSATDDDIGNNQKV VYSLVGSNDKFEVDGTTGSIRTI AVL SNFE
QTVQLKIRASNQATPTAPKTSSSETTVEINVVNKQPPKFEPSVYTA EI QEDVE
VGTPVVTVKAESQVNSTNVIAYSLVKSYP SAEQNFKVDPGTGVISTASTLNFE
QQSSYTLQIRARENENDLYATCSVDIKLKDVND DTPFKLEEYSARVPEETAG
GFNAITVKADDRDTGLFGQVLYSLDASQKFRIVASNGTIFSREKFDREAEKTH
TVFATATDGGTPPLQAKVVVS VVVVDQND EPPVFEKRKYTG NVQEDAPIGTS
ILDLSATDADIGDNARLEYFISGGGQSQLFRMETVYSPENKGILYLEGK LDFES
KSTYTIKVTATDRKSDTVDVVITVINTNDNAPEFTALIYEETIQEETKAGEKV
AQVSATSDSPGIKDTLVYSIDKTGQRYFSINSGTGEITTANEKLDREKDQTVS
FYVFA YD GKHRGEALVRVNLTDINDNAPYFPNPPYVGSVEENKNP GTSVMV
LQAVDLDTGVNAIIHYELEDNAGGKFKIDQDTGLVTTLET LEREGPENEFTIR
VRATNRQAGAPLLSGT VTATIKVSDGNDQSPVFDPLVYKADV PEDALPGYLV
TKVAATDKDVGPN AELEYTITAGNDPYEFYIDPRNGRILVSGLLDFDKGKKT
YNLTVTVSDRGNPPKSAPRPALVYINVLDANDNPPIFVPAEYNKKVSESVKPG
DTVLLVTAVDKDTGTNAQFQFSITDGDDANMF AVRSNVNNGSIGEIY TLLQL
DRETVPRYNLTVAA TDSGGLQGI AVVHLTITDINDNGPWFKPRYYEGTVQAG
INPSQQQPVVILEAYDPDEASNGPPFTFSLVDADLSSRFKITKATDKTANMAA
FGEFNREVKQVWEVKVKAIDSGIPAKDN TTFAYIDVEDDRNRNEPFDGKLTII
VNAYNGRFAGGIIGKAYYRDDD YNGDQNKYSMDDQKFFTLTPETGDITAEA
NIPEGRYTFSVKVEETKQRPGNFPKIVTSDVTVIVQSVTNAAIQQSVAVLILEM
RKTSFFVADFYTKVQGVLANILTGGDTDRILIYSIQKAPVNRVPLADLFGVEIY
LSVKLSSGGIMDRLQVVNQLIQKKERLEGLGLVIGSIGIDACAYEQQV GICR
NVVKAASAFTVVS GDY GQIPATQSSLTVVAINVNLQAEYTSIILPDKNCTTSTP
CFHGGTCHNAV PKGIICECGRDFRGPECQSTTRTFKGN SYLWLEKLTAYERST

VSLQFMTGTADGLLLYQGPVSEGSNNGLPDVMAVMMVEGYIKLVLTGLPHP
NAPLELYMNRGDRLDDRQWHTVEVIRELKKVTVRIDLCSKAQVTEDDGQVV
ENRASCEIEGEVWGSNIYLNFGPLQIGGVENKLNDAKISYAGFQGCIRNIKD
NNVMYDLLNPPFEKNTLGGCKLENNPCPCDNDQGYCEPLWTNSICVCDLGF
GPNCNSRTNANWYKPNSTQYRIRQTARKRRELVPPPVSMSNEFFTNIALQVR
ISPNSSNVVFLASNSLGTEFNRIDVKNHVLRYIFRLGDRMKILSIPQLNITDDK
YHTIVVKREGNQAQLQIDYDGKVEGTTGGIHKLLNMGGGSFFTGGLPNVTEV
RVVEAFVNSGGNAILRTADGNISSGIGSGLAGYSSSDADLMGTMITVGRAGQ
VRLSSSYMKLYSSFGMRAVVGSSGRVFGRTATTSTRTIIRSYGSYTPIGVKS
GGKVNVRVIPTNYNPSGGSIVVSSTKGGSAVSSGGSGSAGGGSGASGGGGS
ASGEGGVVVGSGGVVGGGSVGRGIGGQYVTGATVLGGASSADAYGQVNA
YGTSLVGWTLGATPDGAKEVEVIGDFGGCTASNNYNGVDLDNDPGIEARR
QNVEFGCPCSSGLCLHGGTCVDAVPPYCMCPPGWTGPRCETVVTSPNPGTRP
GSKWANPAVIAIVLVLLAILAIVGAVLLKRRPVPAVVAVVEDGHVHDNIRP
YHDEGAGEEDNFGYDITLMKYTYVENGIAGTGGAGYGKFKDAGGIGEEEF
TVAENKPLLQGAMPGTGLQHGVTTLTKRRVHPESIDVKQFIDTRVHEADGE
YILSIDELHIYRYEGDSDVDDLSELGDSDEEPDEEEEEQEFAFLQEWGKKFDN
LNRIFNEDD

>Stylophora_pistillata.2_spi_PFX20816.1_e_2.6e-13

MYDSQRTCILRNACQFKTERLRFYVAILWTACVFGLHRCSVSASITNYNNFN
VTEGLPKGTFVGSIANQQYDNLHVYPHDDLILDPISKNITTKIVLDREKISVYII
DLIQNPFEIISIFINVTDINDNIPTFPMMSGYDFKIFYEGNPVVVRVRAADDDLGS
YAVQNYNSIVSGNTDNMFVLTEYIDTVGRLRAKIELQPGKQLDREQRDFYSLT
VSAADGGTPPQTGFGLVNITVLDLNDNDPVFNPKKYKANITENSKAFTPIVEV
YATDKDIGRYGKVEYAIHDS SSPDSHFILQTTERGLILNHAILDREKQDSYS
VRVLAHNPGLLGYKQDSAYVTINVL DENDNSPEVTYTFYLD DAYQVYEDA
SVGTEVARVWVTDKDAGKNGEIESVTIQGGNGHLRIAYDAQNKVNIISLAKE
LDREKQPAFPVYIYAKDKGDPQQTQDGFILNVGDINDNPPKFDQDVFI AVS
ENATIGTSVVVAHATDKDIRLNAKLVYNISYTPQAAPYKTFWQIDQATGEIRT
GARLDREKFPRLFVTVTDSGVPLGANCTVIVNITDANDNNPVFTKAVYSS
TVNENSANNTSVVQVLANDIDSGINGIVHYSLETQHRRVPFSINPNTGLLSTSG
QIDFEAQSLYMFNVVASDGGGRFDKSILNISVVDENDNYPVINPTTYDVSVE
NLTIDDVIATVMAKDNDSGILSQLNFAFSNRNNDGLFFINSSTGIITLIKPLDRE
TKDFHRLEVQATDGGGLKSKNSAVIQVTVLDVND EPPVFEPSSYKFTIYENS

VNTLLGSVYASSKDLGTNADIYYSSISGGDIYNVFTINSTGTIFTQNNIDHERSPQ
LLLTIQAKDGGTPPLYGFANVSVAVNDLNDNAPSFESSVIDVNILEDTKVGEV
FYNVTAQDPDSGLFGRVRYTFLSNPNSTFQVNSSTGALTVTHSIDFEGPRLYFI
KVLAEDEGGSPPLNSTATFRVTVVDVNDHTPKFSNTSYSTHVDELTSAGTNILN
VSATDADSGNARISYSFQSGVDTSMFGLRSNGWLYITRQLDREQQEVYRFT
VVATDKGHIPKSSTADV VVYVDDINDNNPKFTQQSYIFSVDENQPNRTFVGQ
VPASDKDAGANAKISYTFEPPSLEFAIDHNTGIIRTNQVLNREQRSSYTLTVKA
NDHGASPRTGHASVTVTVQDINDNAPTFKKPFYEKTVSEDI PVNSPVLTV EAS
DPDAGSNGMITYFFASNPGVFTIDARTGVITTTARLDREKHDRYTLSIGAKDH
GNPNQSHVVVFTIHVLDVNDNPPRFVNN SIFVNIPEKQAIGTVVTTVTAKDKD
TGNNGKVR YTIDQGNGGKVFEINETS G VITLRKLLDFEKKSKYQLRIVAR DRG
QNSQSSFLYVTVYVLDSDNDRPTFEMNPVTVQLREGVPLNSNVTTIKAHDYD
SGQNSWIRYSIDSQSPGPAKFKVDPSTGVVQTIGRIDREAVDEYTLNIRATDQ
AFTESERLSSTLTIFIIVSDVNDNKPIFVSPNETFVMEDEGFRYPITITAIDDDL G
SNGKVKYKIEHDENGDSFKKFALNADTGLLELLGTLDHETMPKYVLNISVTD
GGTPPQSSFQLLTVFVVDVNDNAPEFNQSLFLGNVSENQPVGTPVMAVSA YD
LDSGENGALTY SIPRGNVNQKFAINGSSGVIYTHSTLDREKDEYTLTVYAMD
NVYPRRVGTCTVKIKVLDVNDHRPIFIPSRLNLT VLEHSPPFDFHTLRAQDPDI
GQNGRLRYIIQHGNEDAKFSVGEFTGVLSTTAGLDRESKSR YDLVIEARNVV
VPFYNASIYVTIFVGDKNDNSPKFVNSSYSVNIRELTKIGTSILRVQATDSDSG
KNGEIAFSL SNEALGIFRIDSKTGTLYTLQEFDYDIKAVYNFLCRATDKGV APR
ETSVGVTVSII DENNHAPVFDVIPYEATISSGSSPPQNGLVTVRAKDKDSISITH
MTYRLANSSHPFFQLESNSGVVRVKQGVSSIPDKVYVLNIIADDGGNLTGRGI
VEITVGSVSPNQPMFVNNTPAFVSLPENSPKSREVARVLANRSNDVVYSIVDG
NSGNAFLINSQTGIVTVQNPAQLDFERLRDFRLRIIVSRKSQPSRNDYLTLYVN
LTDVNDNKPVFYPANISVQLLEDDGLQSSSFTSRSVASLTTTDKDSGKNQEVT
YKIIFGNVDDKFGIDAQLGVLTTKGFLDREKHAVYDLVVNATDKGTPSRSSV
SHVVVNIVD VNDNIPAFSGPYLVDVKEDLRVGS LVKRVVATDKDKHPKLMY
SFGNDKTSYDVFRIDQLTGDITLLES LDYERNTSYELNVTCS DGRYKSHTT VT
VNVKDVNDNAPKFLESSYQATLSEETAQGTSILKVS AEDRDDGSNRELTYAF
VTSLDVFRLNATSGVIYTAKKIETS NRDSL YFVVVSATDRGVPQQRAFVTVQI
RINRKPIFKEPVYRASIAEGTSPGTTVLT VSAADDSGMNVAKISYKFKFGNSEG
LFRIGLRNGIIKVNKFGLDYESEKNYLMGVEALDESTNNSVVVEVNITITDVN
DNPPVFDPT EYVKEVYENISIGTTILRVNATDKDSGTNGRLVFSILSGNDKQSF

RINSRTGEIVTIKSLDHESIKEHMLSIQASDEGSKPETMLASVRIKVGDVNDNK
PEFHILHPEEVGVEENSPVGTLYELIARDRDSGNNKVVVYSIIGGSGQGLFIID
SGSGELRTNATFDYEARNLYWLLVKAVDKGGKPLDNTVNLTVNIKSMDEFEP
IFENSSYEFEEVPGNAKIGYVVGQVAASDEDGGEDGRLRYSFDFVSEDGFAIN
ETTGIIFVNKSLSEVSSKRRKRKSVEETDDVSIERRVRREIDVTKVKLRVQAD
SGQPKSFKGLASVEFGIDFACAGCASTGQRGNGDDEGISKNTYIIIGLAILVVI
LIAFIVMAAILRKRKNKRGRQHPPLRYDGSFDEITVYSAPNGNINHVDSSIEN
VSTPRGVSQEGSPLNGPSDSPACGTDSSDTPNSASSGRGSSEGVDVFEDRRHPVI
VNGDIGSLHSENYVKTVVGPDSGIQQSDQVSQLTISDASSMMQGEGLTIDK
HSDKIEKLLARLGSQESLHVFGEEGGGEADGGVDVSNLLYAKLAEVDADED
ESIIDGMRPFVEEGHDHPSYGGSLSSIVGSREELTGSYNWDYLLDWGPQFQPL
ADVFLIEIGMKDDAPPKKTLSLSLSPSRDSRNPQAGVTTDMLSSVSSLRPSPI
SPPSTRYTSPAFAFNFTPAITPLVTRSPSVSPLDTGASTPAFSPTGTPKSGSRPS
SMHVPVLHLRRDSDHSGNSDLTHSPSISDNESNLEIDV

>Branchiostoma_floridae.2_Bf_Cdh

MANRRALFPLTAGERTAALVISLFVFLASAASKDDVRTFGIPPQFSVFVPHDV
EPGYTVGRLVRPAFVSPHCEGARLFSVDIRTGEVTTRKSLAGHKDESVS LAVS
WPDGSRETDILYISVMRQKLPTIPSDFHVGAIGENLPPGTAVGGLGNLWVHS
PAMGEHFPAAHNFTYHLISDIDLPTLGHHATKEGETVEIYTTKMLDRETQG
EYDMTIVTVSLGTEDENSGSKVWAWGWNSVARALIHVTVADDNDNPPVFTN
EQYEAELATTDRKPVVQVHAVDPDNGNNAVTVVYSLSPSPGFTIVPKTGQI
WTTGSAHLGTQNRHHLVIHARDSGDPSLVSQPASIIQVVKSGDESIDDKSME
KSRSKRRALPNIQVSMAENAEVSSPILDVNNQPSDPVNDQFTIYPEPSRRRVTI
DGSTGVVRVVGKLLDREEQEWENVTVVEITNPYRQTNRVNVNIRLTDLNDNSPQ
WTMVPFPYQAVVPVNAPRGTLVYQLTAEDKDLGENAEFQFFLES DGDGRFE
LDTSTGDVTTSGLPFTANQEYIVHGRARDTGRNESPQAVVSIIAGNRPPQFMQ
QTYDVTVPPEETLDQYPVQVEAMSFGRSISYSLKSSMDMFAINRLNGQITLH
RGIDYETEQRQYTLSVEATETGVNPMSSIVQVRVTVADINDCTPEFANPIYSQ
RDVVENIPSTKAILQVSASDCSDENQRITYSVDDDAHFRIASDGTIYPNSQLD
YEVNPNMYEFLVKAVDHGTPLVLTGSATVRVRMANINDEPPVFSQRTYTTFFV
AEDAEPGGLVATVHATDMDGDGITYAITGGNDGTFVIDAKDGIIRLSDNPSLQ
GSHYTLNVTATDDNASGGPGSLTGTAVVVVGINDINNNKPDFTQCAEYVPSV
PEGQPSGTFVIQVTASDADQGSNGRVTYSIHREDSETMFNIDADSGEISTAV
VFDREERREHAVTVTATDNADNPLIGVCQLIVHITDVNDNDPVFENNKYAAV

LSENTALHTSFLRVAAQDADMGTNAEILYSLSEEVPQYLGIDRQTGWLYVKS
AISQTQRIIRRVIA TDGGGRSTSVRLDVAITDVENEPPMWEREYPAVTIPENTPI
DQVVATVKASSTLLDSRITYSLVDGQLPETNKPKRFYLRTNRRATRTADICVFH
PLDFETTPRFELKIRAENAARIPLAAYTIVEIRLTDVNDEVPDFTA KSYAMSV
EQSPKGTLVGQVTA VDADTGDAGKV TYSISPDPDPSLRDWEKFRIDPSTGEVF
TKDMFDREKKS FYLLEVKAEDGAVSDRVELSNVNIPNSREAYVRISISDVNDN
SPTFPRTQYEASVDEDKDVGY SVVTLTANDEDEGANAKLRYQIT TGNVGGVF
DVVPEIGTIVVAAPLDFEAVQEYELQLVASDGKNENTTKVNIK VNNINDEEPE
FTRNEYTGSIREEDSNTPIPI LQFYDVSQVTARDPDRGASDADIRYSLQGQGAN
DEFSINIITGQIYASKSLDREERAVWRFIALATDEKGRGLVGFSDVAISLGDIND
NAPEFNDEPYVGSVLENTAAGTSVMTVTATDADDPDVGRNAKLYRITKNA
KQNRVNLFRIDRNTGKIFTTVGNLDRETTKEYTLVVRAEDGDGLWGTGTVT
VQVGDINDNPPAFNQRIYSTTMSEGLGKDGIVTTVAASDADVGDNARLFYSI
VGGNRNNQFRMDNSDNKGIVRVNRRVDYEEPTQRKFNL TLEVRDLDFTSRG
YCVINVL DYNDNPPVFN PVYYEKEIYENATVGTLLRILSATDRDTGNNAVFK
YSINPSSDPDQQFLIGAQN GILTVNKALDRETL PQHRLTIQATDIGPPSLVGNA
TFV VNL DINDNGPVFKEDYRPAIPENTEGPLHVQLIEAVDYDSDPPNGRPFV
YAVPDPNPLARAFDFKDN GDDTAVVTTKRSFDRETQELYELLVIIWDSGQPQ
MSATNTLTVTIANENDNPHYGGTKEVTVYNFKGAMPD SPIGIVHAPDRDDGA
LVNPDVKTYIFESTEPKYFWLNESSGMAYIREKTPAGRHTFSVRVSDGIWPDA
VSSLVNVKEVTEEQLVNSGSIRFDGTTAEFITPGKDGQSKYDLFRQAIKAV
VGAQVQNV DIFSVLNVPSRRSVDVRYTAHGSPVYPAHKL NGLAAQNRQTLE
ELVGLTVAEVNVDPCVQEICQTGGCSSRLETSDTPTLVNSGSASFVSVTATMV
HECTCPQRAEVRGLCDSSPCYNGGTCINTPTGYRCKCRNGYDGIDCQQTKRS
FRANGFAWFDPLPQCLDTRISLEFITKHPDGLLLYTG PVAPLATGEPRDFMAV
ELVSGKPRLTINLGDGPLQLDIAVTTTVNDKKWHRLDIIRQGSTTRFMLDRCK
NSVITETVGTGRG TSAEDRTGCEAIGRVPGKSRFLNVL SPLQLGGIAQKSLPYP
TLTNLDFQGC IQNLVQDTKVIDLAE AQLSQNSEEGCTQTDANCQPNSFTPICG
PNGTCVGTWDSFYCTCHPGFHGDRCQQATPEYSFDSESWIRYQLRRPVSARN
TQHQLMFRTRVPNGLLTAAASRDRQEFTSLELMNGKVQYRFNIGNGVHIVRL
EDFTVDDGEWHVVNVERFGNEVSLKLDGGGGQREITIALGSHREILIDQNSVL
VGANVTRAAEEQNVYNDFIGCINDIRLNEEYLPMEGENAVAMATTEGIQPGC
WDHEECLSAPCVIPFVFLVLACVMYKKQLKAATTKYLAVDGHDDVRENIISY
NDEGGGEEDQESYDIRKLQKPDRESPTRSKRPLEPRIYVPPDDVPQMRPTLPQ

GDNPDVADFIGARLHDADNDPTAPPHDSIQPYDYEGQGSTAGSLSSLTSASSE
DDQDYEYLDNWGPQFRNLADMYSGAGGGASA

>Mus_musculus_Dsg3-203_desmoglein 3 [Source:MGI Symbol;Acc:MGI:99499]
MTCLFPRALGSLALLMVVLLVQGELHVKPGGQHREDGTALQLAKRRYKRE
WVKFAKPCREREDNSRRNPIAKITSDFQKNQKITYRISGVGIDQPPFGIFVVDP
NNGDINITAIVDREETPSFLITCRALNALGQDVERPLILTVKILDVNDNPPIFSQ
TIFKGEIEENSASNSLVMILNATDADEPNHMNSKIAFKIVSQEPAGMSMFLISR
NTGEVRTLTSSLDREQISSYHLVMSGADNDGTGLSTQCECSIKIKDVNDNFPV
LRESQYSARIEENTLNAELLRFQVTDWDEEYTDNWLAVYFFTSGNEGNWFEI
ETDPRTNEGILKVVKALDYEQVQSMQFSIAVRNKAEFHQSVISQYRVQSTPVT
IQVIDVREGISFRPPSKTFTVQRGVSTNKLVGYILGTYQATDEDTGKAASSVR
YVLGRNDGGLLVIDSKTAQIKFVKNIDRDSTFIVNKTISAEVLIDENTGKTST
GTIYVEVPSFNENCPSVVLEKKDICTSSPSVTLVVRTLDRGKYTGPLYTVSLEEQ
PLKLPVMWTITTLNATSALLQAQQQVSPGVYNVPVIVKDNQDGLCDTPESLT
LTVQCDDRSMCRAPIPSREPNTYGESSWRLGPAAIGLILLGLLMLLLAPLLLL
TCDCGSGPIGGAATGGFIPVPDSEGTHQWGIEGAQPEDKEITNICVPPVTTN
GADFMESSEVCTNTYAGGTMVEGASGMEMITKLGATGATAALGPCSLGYS
GTMRTRHSTGGTLKDYAAPVNMTFLGSYFSQKSLAYAEEDEREVNDCLLIY
DDEGEDAAPHSPTLSSCSIFADDLDDNFLDSLGPKFKKLAEICLGIDDEAKQA
KPGPKDSGSGADTCARSMEVPQSGSNRQYLFLLLPSNEEAGARIHRAPSTNPR
LLLLCLVHSEQRSVHSQYGSDAQGMNTL

>Mus_musculus_Dsg3-201_desmoglein 3 [Source:MGI Symbol;Acc:MGI:99499]
MTCLFPRALGSLALLMVVLLVQGELHVKPGGQHREDGTALQLAKRRYKRE
WVKFAKPCREREDNSRRNPIAKITSDFQKNQKITYRISGVGIDQPPFGIFVVDP
NNGDINITAIVDREETPSFLITCRALNALGQDVERPLILTVKILDVNDNPPIFSQ
TIFKGEIEENSASNSLVMILNATDADEPNHMNSKIAFKIVSQEPAGMSMFLISR
NTGEVRTLTSSLDREQISSYHLVMSGADNDGTGLSTQCECSIKIKDVNDNFPV
LRESQYSARIEENTLNAELLRFQVTDWDEEYTDNWLAVYFFTSGNEGNWFEI
ETDPRTNEGILKVVKALDYEQVQSMQFSIAVRNKAEFHQSVISQYRVQSTPVT
IQVIDVREGISFRPPSKTFTVQRGVSTNKLVGYILGTYQATDEDTGKAASSVR
YVLGRNDGGLLVIDSKTAQIKFVKNIDRDSTFIVNKTISAEVLIDENTGKTST
GTIYVEVPSFNENCPSVVLEKKDICTSSPSVTLVVRTLDRGKYTGPLYTVSLEEQ
PLKLPVMWTITTLNATSALLQAQQQVSPGVYNVPVIVKDNQDGLCDTPESLT
LTVQCDDRSMCRAPIPSREPNTYGESSWRLGPAAIGLILLGLLMLLLAPLLLL

TCDCGSGPIGGAATGGFIPVPDGSEGTHQWGIEGAQPEDKEITNICVPPVTTN
GADFMESSEVCTNTYAGGTMVEGASGMEMITKLGATGATAALGPCSLGYS
GTMRTRHSTGGTLKDYAAPVNMFLGSYFSQKSLAYAEEDEREVNDCLLIY
DDEGEDAAPHSP TLSSCSIFADDLDDNFLDSLGP KFKKLAEICLGIDDEAKQA
KPGPKDSGSGADTCARSMEVPQSGSNRYQTLPGSLEVTQTGSKICHTLSGNQ
ETSVMSTSGSVHPAVAIPDPLQLGNYLLTETYSTSGSFAQPTTVTFDPHVTQN
VTVTERVICPLPSASSSIVAPTELGRSYNMLYTKETCSHL

>Mus_musculus_Dsg4_desmoglein 4 [Source:MGI Symbol;Acc:MGI:2661061]

MDWLLFRNICLLILFMVVLGVNSEFIVEVKELDIENGTTTWQTVRRQKREWI
KFAAACREGEDNSKRNP IARIRSDCEVSQRITYRISGAGIDRPPYGVFTINPRTG
EINITSVVDREITPLFLIHCALNSRGEDLERPLELRVKVMDVNDNPPVFTQNV
YTANIEENS DANALVVKLSATDADEDNHLNSKIA YKIISQEPAGAPMFMVNR
YTGEVRTMSNFLDREQHSMYNLLVRGSDRDGATDGLSSECDRIKILDVNDN
FPILEKTSYSASIEENCLSELIRLQAIDLDEEGTDNWL AQYSILSGNDGNWFEI
QTDPKTNEGILKVVKMLDYEQEPNIYLSIGVRNQA EFHHSVASQFQMHPSTPV
RIQVVNVREGPTFSPSSMTFSLRGGMRGASLMNYVLGTYTAIDMDTGNPATN
VRYVIGHDAGSWLKVDSRTGEIQFSREFDMKSKYITDGIYAAQILAIDDGSGR
TATGTICIEIPDANDYCPVIYAESRSVCTHASSVRIYVNDHSFGSPFTFCVDES
PDIANIWDIRSINGTSAILMTEQTLSPGPYQIPILVKDSHNRACELPQTVLLDAC
FCDDHHVCLHSSTTGIYTG DITWVTDDMYGTVTDDGVRQSNVGLGPAGIGMI
ILGLLLLLLSPLLLMCCCKRRQPEGLGTRFAPVPEGGEGVMQPWRIEGAHP
DRDVSNICVPMTASNTQDRIDSSEIYNTYAGGGTVEGGVSGVELNTGVGTA
TGMVAAGATGTLRKRSS TIGTLREYQDTGMNMAFLDSYFSEKAYAYADEDE
GRPANDCLLIYDHEGAGSPVGSIGCCSWIVDDLDES YIETLDPKFRTLAEICLD
TEIEPFPSHQACIPISTDLPLLGPNYFVNESSG MTLSEAEFQAEMAAASEPMIHG
DIIVTETYTTSDPCVQPTTIVFDSQIPPNVVVTETVMAPVYDVQGNICVPAEIA
NTHNVYYAERVVASPGIPDMGNSNISDACIGPVMSGGILVGPEIQVTQMMS
DIHISQTTGSTSPM TSQHRVTRYSNMHYSRQ

>Mus_musculus_Dsg1b_desmoglein 1 beta [Source:MGI
Symbol;Acc:MGI:2664357]

MDWHSFRIAALLLTSLVVLEVNSEFQIQVRDHNAKNGTIKWHSIRRQKREWI
KFAAACREGEDNSKRNP IAKIHSDCAANQPVTYRISGVGIDQPPYGIFIINQKT
GEINITSIVDREVTPFFIIYCRALNAQQDLENPLELRVRVMDINDNPPVFSMT
TFLGQIEENSNANTLVMKLNATDADEPNLNSMIAFKIIRQEPSDSPMFIINRK

TGEIRTMNNFLDREQYSQYSLVVRGSDRDGGADGMSAESECSITILDVNDNIP
YLEQSSYDIEIEENALHSQLVQIRVIDLDEEFSDNWKAIIFFISGNEGNWFEIEM
NERTNVGTLKVVKPLDYEAMKNLQLSIGVRNVAEFHQSIISQYRLTATMVTV
TVLNVIEGSVFRPGSKTFVVDSRMEANHRVGEFVATDLDTGRASTNVRYEM
GNNPENLLVVDSRTGIITLRNRVTMEQYQRLNGEYKGTVLSIDDSLQRTCTGT
IVIELSGTGWVPGSDGGGSSSGSGGNRDPVTNGYQGTSTVGPQRVTGSGGVT
SSGGGSGVNNTPGRQNPLDEPEPEPFDITEDNVHFGPAGIGLLIMGFLVLGLVP
FLLICDCGGAPGGGAGFEPVPECSDGAIHTWAIEGPQPEPHDGITTICVPQMP
PGNANVIEYIDNSGVYTNEYCGREMQLGGGERTTGFELMDGVKTSAAPEIC
QEYSGTLRRNSMRECRDGGGLNMFMESYFCQKAYAYADEDEGRPSNDCLLI
YDIEGVGSPAGSVGCCSFIGEDLDESFLDTLGPKFKKLADISLGKEIDSYDPDP
SSWPPQSTEPMCPQSTEPPLGSGYPPISPHFGTTTWISENAYPSGPGVQHPLPIPD
PLGYGNVTVRESYATSGTLKPSVHFHDNQQASNVVVTERVVGPVPGADLHG
MLEIPDLRDGTNVIVTERVIAPGSSLPTSLTIPNPRETSNVVVTERVIQPTSGMI
GNLSMTPELSSAQNVIVTERVVSGAGMSGIAGTAGLGGVGGIGSSGLVSTTM
GAAGTGLNMGGTATIGHMRSSSDHHFSQTIGSASPMMARSRITKYSTVQYSK
>Mus_musculus_Dsg1a_desmoglein 1 alpha [Source:MGI Symbol;Acc:MGI:94930]
MDWHSFRIAALLLTSLVVLEVNSEFQIQVRDHNAKNGTIKWHISIRRQKREWI
KFAAACREGEDNSKRNPiAKIHSDCAANQPVTYRISGVGIDQPPYGIFIINQKT
GEINITSIVDREVTFFIIYCRALNAQQQDLENPLELRVRVMDINDNPPVFSMT
TFLGQIEENSNANTLVMKLNATDADEPNLNSMIAFKIIRQEPSDSPMFIINRK
TGEIRTMNNFLDREQYSQYSLVVRGSDRDGGADGMSAESECSITILDVNDNIP
YLEQSSYDITIEENALHSQLVQIRVIDLDEEFSDNWKAIIFFISGNEGNWFEIEM
NERTNVGTLKVVKPLDYEAMKNLQLSIGVRNVAEFHQSIISQYRLTATMVTV
TVLNVIEGSVFRPGSKTFVVDSRMEANHRVGEFVATDLDTGRASTNVRYEM
GNNPENLLVVDSRTGIITLRNRVTMEQYQRLNGEYKGTVLSIDDSLQRTCTGT
IVIELSGTGWVTGSESGSSSGGDDRDRVTNGYQGTSSSTENPQRVTGSWG
SGIDGTRPNTNPFQGDDETLETPLYGDNVHFGPAGIGLLIMGFLVLGLVPFLL
ICDCGGAPGGGAGFEPVPECSDGAIHTWAVEGPQPEPHEGITTICVPQMPPG
NANVIEYIDNSGVYTNEYCGREMQLGGGERTTGFELMDGVKTSAAPEICQE
YSGTLRRNSMRECRDGGGLNMFMESYFCQKAYAYADEDEGRPSNDCLLIYD
IEGVGSPAGSVGCCSFIGEDLDESFLDTLGPKFKKLADISLGKEIDSYPDS
WPPQSTEPMCPQHTEPLGSGHPPISPHFGTTTWISENAYHSGPGVQHPVPIPD
LGYGNVTVRESYTTSGTLKPSVHFHDNQQASNVVVTERVVGPISGADLHGM

LEIPDLRGGANVIVTERVIAPGSSLPTS LTIPNPQETS NVVVTERVIQPTSGMIG
NLSMTPELSSAHNVIVTERVVSGAGMSEIAGTAGLGGVGGIGSSGLVSTTMG
ASGTGLNMGGTATIGHMRSSSDHHFSQTVGSASPSMARSRITKYNTVQYSK

>Mus_musculus_Dsg1c_desmoglein 1 gamma [Source:MGI
Symbol;Acc:MGI:2664358]

MDWHSFRIAALLLTSLVVLEVNSEFQIQVRDHNAKNGTIKWH SIRRQKREWI
KFAAACREGEDNSKRNP IAKIHSDCAANQPVTYRISGVGIDQPPYGIFIINQKT
GEINITSIVDREVT PFFIYCRALNAQGQDLENPLELRVRVMDINDNPPVFSMT
TFLGQIEENSNANTLVMKLNATDADEPNLN SMIAFKIIRQEPSDSPMFTINRK
TGEIRTMNNFLDREQYSQYSLVVRGSDRDGGADGMSAESECSITILDVNDNIP
YLEQSSYDITIEENTLHSQLLQIRVIDLDEEFSDNWKAIFFISGNEGNWFEIEM
NERTNVGTLKVVKPLDYEAVKNLQLCIGVRNVAEFHQSIISQYRLTVTLITVT
VLNVVKGCVFQPGSKTFIVDSRMEANHTVGEFLATDCETGQATNKFKNVRY
RYVMGNNPENLLVVDSGIITLRNRVTMEQYERLNKRYEGTVLSIHDSLQRTC
TGTIIMVLCGFWTTTEHPTTSTEKPVTL SITPNVDNVHFGPAGIGLLIMGFLVL
GLVPFLLISDCDCGGAPGGGAGFEPVPECS DGAHTWAVEGPQPGGITTICVPQ
MPPGNANVIEYIDNSGVYTNEYCGREMQDLGGGERTTGFELMDGVKTS AAP
EICQEYSGTLRRNSMRECRDGG LNMNFMESYFCQKAYAYADEDEGRPSNDC
LLIYDIEGVGSPAGSVGCCSFIEDLDESFLDTLGP KFKKLADISLGKEIDSYDPD
DPSWPPQSTEPICPQHMEQLASGHPSISPHFGKTTVISENAYPSGPGVQHPLI
PDPLGYGNITVRESYTTSGTLKPSVHFHDNQQASN VVVTERVVGPISGADLH
GMLEIPALRDGTNVIVTERVIAPGSSLPNSLTIPNPRETSNVVVTERVIQPTSGM
IGNLSIPP

>Mus_musculus_Dsc1_desmocollin 1 [Source:MGI Symbol;Acc:MGI:109173]

MAVACAAPGSTFSKQLLFFLLVLVLFCDACQK VSLHVPSHLKAETPVGKVN L
EECLKSPSLILSSDPAFRILEDGTIYTT HDLLSSEKRGFSILLS DGQGQEQKKL
EVLVSAREKKVFRKRHTKEPVHNRSKRRWAPIPCSLMENS LGPFPQHIQQIQS
DAAQNYTIFY SISGPGVDKEPYNLFYIEKDTGDIYCTRSIDREQYDQFLVYGY
ATTADGYAPDYPLPLLFKVEDDNDNAPYFETKLT VFSVPENCRSGTSVGQVT
AIDKDEPGTLHTRLKYKILQQIPDQPKHFSIHPDTGVITTTT PLLDREKCDTYK
LVMEVRDMGGQPFGFLTGTITISLEDENDNSPYFTQTSYTTEVEENRIDVEIL
RMVVHDQDLNTPHSAVY TILKGNENGNFKITDPNTNEGVLCVVKPLNYE
VSRQVTLQIGVLNEAQFTNAANAQPPTMCTTTVT VKIKDRDEGPECQPPVKVI
QSKDGLPAGQELLGYKAVDPETSSGEGRLRYEMV GDEDNWFEINKITGDLRTV

KVLDRESKFKVNNQYNISVVATDTAGRSCTGTLVVLEDFNDHPPQIDKEVTI
CQQEKDFAVLEPIDLDGPDNGPPFQFLLDNSSSKLWTLESQDGKRAILRQRHN
LNYNYYSVPIQIQDRHGFSAXHVLSVRVCDCTTPTECRMAVKEERDAKPNIL
GKWAILAMVLGSALLLCILFTFCFCVTTTKRTVKKCFPDDVAQQNLIVSNTEGP
GEEVTEANIRLPTQTANICDTSMSVGTLLGGQGIKTQQSFEMVKGGGHTLESHK
GGVLGAAEPGRYAYTDWQFTTQPRLGEKVYLCGQAEHKKHCEYVVRPYN
EGKGSMAGSVGCCSDRQEEGLEFLDQLEPKFRTLAKTCVKK

>Mus_musculus_Dsc2_desmocollin 2 [Source:MGI Symbol;Acc:MGI:103221]
MAAVGSMRSGSPAFGLGHLTLAILALASDACKEVVLQVPSELPAEKVGRV
NLMDCLKSADIVHLSDPDFQVLEDGSVYTTSSVVLSSGQRSFTIWLSTDSQE
EREISVHLEGPVEVLNKRPHTEKVLSRAKRRWAPIPCSMLENSLGPFLFLQQI
QSDTAQNYTIYYSIRGPGVDKEPLNLFYVERDTGNLYCTGRVDREQYESFELT
AFATTPDGYTPEYPLPLLIKIEDENDNYPIFTQKLYSFTVQENSRIGSIVGEVCA
TDLDEPDTMHTRLRYSILEQSPSPMLFTMHPSTGVITTTSAQLDRELIDKYQL
LIKVQDMDGQYFGLHTTAKCIITIEDVNDNLPTFTRTTYVTSVEENTVNVEILR
LTVQDKDLVNSPNWRANYTILKGNENGNFKIVTDPKTNEGILCVIKPLDYEER
QQVTLQIGVVNEAPYTREASSKSPMSTATVTVTVTNQDEGPECIPPMQTVRIQ
ENVPVGTRNDGYKAYDPETRSSSGIRYRKLSDPRGWVTVNEDSGSITIFRALD
REAETVRNGIYNITVLALDADGRSCTGTLGIILEDVNDNGPFIPKQTVVICKAT
MSSAEIVAVDLDDPVNGPPFDSESSDSEVQRMWRLTRINDTAARLSYQND
PSFGSYAVPIRVTDRLGLSSVTTLNVLVCD CITESDCTLRSGERTGYADVRLGP
WAILAILLGIALLCILFTLVCSVSRASKQQKILPDDLAQQNLIVSNTEAPGDD
KVYSTNGLTTQTMGASGQTAFTTMGTGVKSGGQETIEMVKGGQQTLDSTRG
AGYHHHTLDPCRGGHVEVDNYRHTYSEWYNFIQPRLGDKVQFCHTDDNQK
LAQDYVLTYNIEGKGSAAAGSVGCCSDLQEEDGLEFLDHLEPKFRTLAEVCA
KR

>Mus_musculus_Dsc3_desmocollin 3 [Source:MGI Symbol;Acc:MGI:1194993]
MVVPEFRSPQCRACTKLLLTLWVFSFVGEACKKVTFHVPSTLEADKIIGRVS
LKECLSSADGIMSPDFRVLDDGSVYPTRAVVLSDEKRSFTIQLSDSKMQTQ
KEIPVILEHKKKVLKKRHTKETVLRSSKRRWAPIPCSMQENSLGPFLFLQQV
QSDAAQNYTVFYSISGRGADQEPLNWWFFIERDTGNLYCTRPVDREEYDVFDLI
AYASTADGYSADLPLPLPIKIEDENDNYPLFTEAIYAFEVPEGSRLGTVVGTV
ATDKDEPDTMHTRLKYSILEQTPSPGLFSVHPDTGVITTVSHYMDREVVDK
YKLIMKVQDMNGQFFGLISTSTCIITVQDSNDNAPTFRQNTYETAVENTYNV

EILRIPVDDKDMINTANWKANFTILKGNENGWFKITTPVTNEGVLCCVVKPL
DYEENRQVTLEIGVNNEAPFIKDVANRIPTMNRAMVTVHVKDQNEGPECKPP
EQYVRIKENS AVGSKINGYKAYDPETKNSNGLRYKKLQDPKDWVSIEEV SGL
LTISKTL DREIMAPRNDMYNITVMAIDQEGKSCTGT LAVNIEDVNDNAPEIIQ
DYIVICKPKMGYTDISAVDPDEPIHGPPFQFN LANTSPEVNR IWTLNQVNDTA
ARLSYQKTADVQIYNVPVTVKDRAGQSATKILRVNLCDC THPSQCPLRSRSA
GITLGK WAILAILLGIALLFSVLLTLVCGVVTARKGKHFPEDLAQQNLIISNTE
APGDDR VCSANGFTTHTANNSSQGF CGTMGSGMRNGGQETIEMMKGHQTL
DSCR VAGHHHTLDSGRGGHMDTDNCRYTYSEWHSFTQPRLGEKLVHCNQN
EDHIPSQDYVLTYNYEGRGSPAGSVGCCSEKQEEEGLD FLNNLEPKFLTLAET
CTKR

>Mus_musculus_Mm_Cdh5

MQRLTELATALGAFLGLLAVAAMAGPNFPQIDTPNMLPAHHRQKRDWIWN
QM HIDE EK NESLPHYVGKIKSNVNRQNAKYVLQGEFAGKIFGVDANTGNVL
A YERLDREKVSEYFLTALIVDKNTNKNLEQPSSFTVKVHDINDNWPVFSHQV
FNASVP EMSAIGTSVIRVTAVDADDPTVAGHATVLYQIVKGNEYFSIDNSGLI
FTKIKNLDREKQAEYKIVVETQDALGLRGESGTATVMIRLEDINDNFPVFTQS
TYTFSVPEDIRVGKPLGFLT VVDPDEPQNRMTKYSIMQGEYRDTFTIETDPKR
NEGIIKPTKSLDYEVIQQYTFYIEATDPTIRYEYLSSTSGKNKAMVTINVLDVD
EPPVFQRHFYHFKL PENQKKPLIGTVVAKDPDKAQRSIGYSIRKTS DRGQFFRI
TKQGN IYNEKELDRETYAWYNLTVEANELDSRGNPVGKESIVQVYIEVL DEN
DNPPEFAQPYEPKVCENAAQGKLVVQISATDKDVVPVNP KFKFALKNEDSNF
TLINNHDNTANITVKYGFNREHAKFH YLPVLISDNGVPSLTGTSTLTVGVCK
CNEQGEFTFCEEMAAQAGVSIQALVAIFLCILTITVITLLIILRRRIRKQAH AHS
KSALEIHEQLVTYDEEGGGEMDTTSYDVSVLNSVRGGSTKPLRSTMDARPAV
YTQVQKPPRLAPGLHGGPREMATMIDVKKEEADNDGGGPPYDTLHIYGYEG
AESIAESLSSLSTNSSDS DIDYDFLNDWGPRFKMLAELYGSDPQEELII

>Mus_musculus_Mm_Cdh6

MRTYRYFLLLFWVGQPYPTFSNPLSKRTSGFPAKRKALELSANSRNELSR SKR
SWMWNQFFLLEEYTGSDYQYVVGKLSHQDRGDGSLKYILSGDGAGDLFIINE
NTGDIQATKRLDREEKPVYILRAQAVNRRTGRPV EPESEFIIKIHDINDNEPIFT
KD VYTATVPEMADVGTFFVQVTATDADDPTYGNSAKVVYSILQGQPYFSVE
SETGIIKTALLNMDRENREQYQVVIQAKDMGGQMGGLSGTTT VNITLTDVND
NPPRFPQSTYQFKTPESSPPGTPIGRIKASDADVGENAEIEYSITDGE GHEMFD

VITDQETQEGIITVKKLLDFEKKKVVYTLKVEASNPHEPRFLYLGPFKDSATV
RIVVDDVDEPPVFSKLAYILQIREDARINTTIGSVAAQDPDAARNPVKYSVDR
HTDMDRIFNIDSGNGSIFTSKLLDRETLWHNITVIATEINNPKQSSRVPLYIKV
LDVNDNAPEFAEFYETFVCEKAKADQLIQTLRAVDKDDPYSGHQFSFSLAPE
AASSNFTIQDNKDN TAGILTRKNGYNRHEMSTYLLPVVISDNDYPVQSSTGT
VTVRVCACDHHGNMQSCHAEALIHPTGLSTGALVAILLCIVILLVTVVLF AAL
RRQRKKEPLIISKEDIRDNI VSYNDEGGGEEDTQAFDIGTLRNPEAMEDSKSRR
DIVPEALFLPRRTPTARDNTDVRDFINQRLKENDTDPTAPPYDSLATYAYEGT
GSVADSLSSLESVTTDGDQDYDYLSDWGPRFKKLADMYGGMDSKD

>Mus_musculus_Mm_Cdh10

MTIYQFLRLFVLWACLPHFCCPELTFRRTPGIQQMTAESRAPRSDGKILHRQK
RGWMWNQFFLLEEYTGSDYQYVVGKLSHSDQDKGDGSLKYILSGDGAGTLFII
DEKTGDIHATRDRIDREKAFYTLRAQAINRRTL RPVEPESEFVIKIHDINDNEPT
FPEEIYTASVPMSVVGTSV VQVTATDADDPSYGNSARVIYSILQGQPYFSVE
PETGIIRTALPNMNRENKEQYQVVIQAKDMGGQMGGLSGTTTTVNITLTDVND
NPPRFQNTIHLRVLESSPVGTAVGSVKATDADTGKNAEVDYRIIDGDGDTM
FDIITEKDTQEGIITVKKPLDYENRRLYTLKVEAENTHVDPRFY YLGPFKDTTI
VKISIEDVDEPPVFSRSSYLFEVHEDIEVGTIIGTVMARDPDSTSSPIRFTLDRHT
DLDRIFNIHSGNGSLYTSKPLDRELSQWHNLT VIAAEINNPKETTRVSVFVRIL
DVNDNAPQFAVFYDTFVCENARPGQLIQTISA VDKDDPLGGQKFFFSLAAVN
PNFTVQDNEDNTARILTRKNGFN RHEISTYLLPVVISDNDYPIQSSTGTLTIRVC
ACDSQGNMQSCSAEALLLPAGLSTGALIAILLCIILLVIVVLF AALKRQRKKEP
LILSKEDIRDNI VSYNDEGGGEEDTQAFDIGTLRNPA AIEKKLRRDIIPETLFIP
RRTPTAPDNTDVRDFINERLKEHDLPTAPPYDSLATYAYEGNDSVAESLSSL
ESGTTEGDQNYDYLR EWGPRFNKLAEMYGGGESDKDA

>Mus_musculus_Mm_Cdh9

MRTYSCLQLVIWTCIFHMVDNSTLQ GKDSSHFLRRIVNLKKDEGKMLHRAK
RGWMWNQFFLLEEYTGTDYQYVVGKLSHTDQDKGDGNLKYILTGDGAGNLFV
IDENTGDIHAAKRLDREKSLYILRAKAIDRKTGRQVEPESEFIIKIHDINDNEP
KFTKDLYTASVPMSGVGT SVIQVTATDADDANYGNSAKVVYSILQGQPYFS
VDPESGIIKTALPDMSRENKEQYQVVIQAKDMGGQMGGLSGTTTTVNITLTDV
NNNPPRFQSTYQFNSLESAPLGTHLGRIKANDPDMGENAELEYSIAEGEGSD
MFDVITDKDTQEGIITVKQNLDFEKKMLYTLRV DASNTHPDRFLHLGPFKDS
AMVKISVEDVDEPPVFSKLSYLMEVDEDVKEGSIIGQVTAYDPDAMNNIIKYS

VDRHTDMDRVFSIHSSENGSIFTLKPLDRESSPWHNITITATEINNPKQSSQIPVFI
RILDINDHAPEFATYYETFCENAKSGQLIQTISVMDKDDPPRGHKFFFEPVPE
FPLNPNFTIVDNKDNTAGIVTRKDGYSRNKMNTYLLPVLIFDNDYPIQSSTGT
LTIRVCACDNLGNMQSCNAEALMLAAGLSTGALIAILLCVVILLTLIVLFAAL
KRQRKKEPLIISKDDVRDNIVTYNDEGGGEEDTQAFDIGTLRNPEAREDSKLR
RDVMPETIFQIRRTVPLWENIDVQDFIHRRLKENDSDPSAPPYDSLATYAYEG
NDSVANSLSLESALTADCNQDYDYLSDWGPRFKKLAEMYGGNDSDLN

>Mus_musculus_Mm_Cdh7

MKLGKVELCHFLQLIALFLCFSGMSQAELPRSRSKPYFQSGRSRTKRSWWWN
QFFVLEEYMGSDPLYVGKLSHSDVDKGDGSIKYILSGEGASSIFIIDENTGDIHA
TKRLDREEQAYYTLRAQALDRLTNKPVEPESEFVIKIQDINDNEPKFLDGPYT
AGVPEMSPVGTSVQVTATDADDPTYGNSARVVYSILQGQPYFSVEPKTGVI
KTALPNMDREAKDQYLLVIQAKDMVGQNGGLSGTTSVTVTLTDVNDNPPRF
PRRSYQYNVPESLPVASVARIKAADADIGVNAEMEYKIVDGDGLGIFKISAD
KDTQEGIITIQLKELDFEAKTSYTLRIEAANRDADPRFLSLGPFSDTTTVKIIVED
VDEPPVFSSPLYPMEVSEATQVGHIIGTVAAHDPDSSNSPVRYSIDRNTDLERY
FNIDANSGVITAKSLDRETNAVHNITVLAMESQNPSQVGRGYVAITILDIND
NAPEFAMDYETTVCENAQPGQVIQKISAVDKDEPSNGHQFYFSLTTDMTNNH
NFSLKDNKDNTASILTRRNGFRRQEQSYYLPIFIVDSGSPSLSSTNTLTIRVCD
CDADGIAQTCNAEAYVLPAGLSTGALIAILACVLTLLVILLIVTMRRRKKEPL
IFDEERDIRENIVRYDDEGGGEEDTEAFDMAALRNLAIRDSKTRRDVTPEIQF
LSRPTFKNIPDNVIFREFIWERLKEADVDPGAPPYDSLQTYAFEGNGSVAESLS
SLDSISSNSDQNYDYLSDWGPRFKRLAEMYGNGQESLYS

>Mus_musculus_Mm_Cdh20

MWTTGRMSNAKSWLGLGTSLYFWALMDLTATVLSSTPMPEVELETLFSGRS
QSHQRSKRSWWWNQFFVLEEYTGTDPLYVGKLSHSDMDRGGDSIKYILSGEG
AGIVFTIDDTTGDIAIQRLDREERAQYTLRAQALDRRTGRPMPESEFIIKIQD
INDNEPKFLDGPYIATVPEMSPVGTSVIQVTATDADDPTYGNSARVVYSILQG
QPYFSVDSKTGVIRTALMNMDREAKEYEYEVIIQAKDMGGQLGGLAGTTTNI
TLSDVNDNPPRFQKHYQMSVLESAPISSTVGRVFAKDLDEGINAEMKYTIVD
GDGADAFDINTDQNFQVGIITVKKPLSFESKKSITLKVEGSNPHEMRFLNLG
PFQDTTTHISVEDVDEPPVFEPGFYFVEVPEDVTIGTTIQIISAKDPDVTNNSIR
YSIDRGSDPGRFFYVDITTGALMTARPLDREEFSWHNITVLAMEMNNPSQVG
SVAVTIKVLDVNDNAPEFPRFYEAFCENAKAGQLIQTVSAVDQDDPHNGQH

FYYSLAPEAANNPNFTVRDNQDNTARILTRRSGFRQQEQSVFYLPILIADSGQP
VLSSTGTLTIQVCSCNDDGHVMSCSPEAYLLPVSLSRGALIAILACIFVLLVLV
LLILSMRRHRKQPYIIDDENIHENIVRYDDEGGGEEDTEAFDIAAMWNPREA
QAGAAPKTRQDMLPEIESLSRYVPQTCAVSSTVHSYVLAKLYEADMDLWAP
PFDSLQTYMFEGDGSVAGSLSSLQSATS DSEQSFDFLTDWGPRFRKLAELYGA
SEGPAPLW

>Mus_musculus_Mm_Cdh12

MLTRNSLYLLLWILFDGGLLTPLQPQPQQLATEPKENVIHLSGRRSHFQRVK
RGWVWNQFFVLEEYMGSEPPYVVKLHSDLDKGEKTVKYTLSGDGAGTVFTI
DETTGDIHAIRSLDREEKPFYTLRAQAVDIETRKPLEPESEFIIKVQDINDNEPK
FLDGPYVASVPEMSPVGAYVLQVKATDADDPTYGNSARVVYSILQGQPYFSI
DPKTGVIRTALPNMDREVKEQYQVLIQAKDMGGQLGGLAGTTVVNITLTDV
NDNPPRFPKSIFHLKVPESPVGSAIGRIRAVDPDFGKNAEIEYNIVPGDGGNLF
DIVTDEDTQEGIIKLLKPLDFETKKAYTFKVEASNLHLDHRFHSAGPFKDTAT
VKISVLDVDEPPVFSKPLYTMEVYEDTPVGTIIGAVTAQDLVDGSSAVRYFID
WKSDGESYFTIDGTEGTIATNELLDRENMAQYNFSIIASKVSNPLLTSKVNILI
NVLDVNEFPPEISVPYETAVCENAKPGQIIQIVGAVDRDLSPAGQQFSFRLAPE
AVIKPNFTVHDFRNNTAGIETRRNGYSRRQQELYFLPIVIEDSSYPVQSSTNTM
TIRVCRCDSDGTILSCNVEAIFLPVGLSTGALIAILLCMVILLAIVVLYVALRRQ
RKKDTLMTSKEDIRDNVIHVDDEGGGEEDTQAFDIGALRNPKVIEENKIRRI
KPDSLCLSRQPQVEDNTDIRDFIHRRLQENDADPAAPPYDSLATYAYEGNGS
VAESLSSIDSLTTEADQDYDYLSDWGPRFKVLADMFGEEESYNPDNVT

>Mus_musculus_Mm_Cdh8

MPERLAETLMDLWTPLIILWITLPSCVYTAPMNQAHVLTGSPLELSRQSEDM
RILSRSKRGWVWNQMFVLEEFSGPEPILVGRLLHTDLDPGSKKIKYILSGDGAG
TIFQINDITGDIHAIKRLDREEKAEYTLTAQAVDFETNKPLEPPSEFIIKVQDIND
NAPEFLNGPYHATVPEMSILGTSVTNVTATDADDPVYGNSAKLVYSILEGQP
YFSIEPETAIIKTALPNMDREAKEEYLVIQAKDMGGHSGGLSGTTTLTVTLT
DVNDNPPKFAQSLYHFSVPEDVVLGTAIGRVKANDQDIGENAQSSYDIIDGD
GTALFEITSDAQAQDGVIRLRKPLDFETKKS YTLKVEAANIHIDPRFSSRGPFK
DTATVKIVVEDADEPPVFSSPTYLLEVHENAALNSVIGQVTARDPDITSSPIRFS
IDRHTDLERQFNINADDGKITLATPLDRELSVWHNITIIATEIRNHSQISRVPVAI
KVLVDVNDNAPEFASEYEAFLCENGKPGQVIQTVSAMDKDDPKNGHFFLYSLL
PEMVNNPNFTIKKNEDNSLSILAKHNGFNRRQKQEVYLLPIVISDSGNPPLSSTS

TLTIRVCGCSNDGVVQSCNVEAYVLPIGLSMGALIAILACIILLVIVVLFVTLR
RHKNEPLIIKDDDEDVRENIIRYDDEGGGEEDTEAFDIATLQNPDGINGFLPRKD
IKPDLQFMPRQGLAPVPNGVDVDEFINVRLHEADNDPTAPPYDSIQIYGYEGR
GSVAGSLSSLESTTSDSDQNFYLSDWGPRFKRLGELYSVGESDKET

>Mus_musculus_Mm_Cdh11

MKENYCLQAALVCLSMLYHSQAFALERRSHLHPSFHGHHEKGKEGQVLQRS
KRGWVWNQFFVIEEYTGPDVVLVGRLLHSDIDSGDGNIKYILSGEGAGTIFVID
DKSGNIHATKTLDREERAQYTLMAQAVDRDTNRPLEPPSEFIVKVQDINDNPP
EFLHEIYHANVPERSNVGTSVIQVTASDADDPTYGNSAKLVYSILEGQPYFSV
EAQTGIIRTALPNMDREAKEEYHVVIQAKDMGGHMGGLSGTTKVTITLTDVN
DNPPKFPQSVYQMSVSEAAVPGEEVGRVKAKDPDIGENGLVTYNIVDGDGIE
LFEITTDYETQDGVVVKLKKPVDFETKRAYSLKIEAANVHIDPKFISNGPFKDTV
TVKISVEDADEPPMFLAPSYIHEVQENAAAGTVVGRVHAKDPDAANSPIRYSI
DRHTDLDRFFTINPEDGFIKTTKPLDREETAWLNISVFAAEIHNHRHQETKVPVA
IRVLDVNDNAPKFAAPYEGFICESDHPKALSNOPIVTVSADDQDDTANGPRFI
FSLPPEIMHNPNTVVRDNRDNTAGVYARRGGFSRQKQDFYLLPIVISDGGIPP
MSSTNTLTIKVCDCVNGALLSCNAEAYILNAGLSTGALIAILACIVILLVIVV
LFVTLRRQKKEPLIVFEEEDVRENIITYDDEGGGEEDTEAFDIATLQNPDGING
FIPRKDIKPEYQYMPRPGLRPAPNSVDVDDFINTRIQEADNDPTAPPYDSIQIY
GYEGRGSVAGSLSSLESATTDSDLDYDYLQNWGPRFKKLADLYGSKDTFDD
DS

>Mus_musculus_Mm_Cdh18

MRITSTSCICPVLVCLCFVQRCYGTAAHSSIKVTRNQTKHTEGETEVHHRPKR
GWVWNQFFVLEEHMGPDQPQYVGKLHSNSDKGDGSVKYILTGEAGTIFIIDD
TTGDIHSTKSLDREQKTHYVLHAQAIDRRTNKPLEPESEFIKQVQDINDNAPKF
TDGPYIVTVPEMSDMGTSVLQVTATDADDPTYGNSARVVYSILQGQPYFSVD
PKTGVIRTUALHNMDREAREHYSVVIQAKDMAGQVGGLSGSTTVNITLTDVN
DNPPRFPQKHLYQLYVPESAQVGSVAVGKIKANDADTGSNADMTYSITNGDGIG
VFSISTDKDTREGILSLKKPLNYEKKSYYTLNIEGANTHLDFRFSHLGPFKDAT
MLKVIVGDVDEPPLFSMPYSYVMEVYENAKIGTIVGTVLAQDPDSANSLVRYFI
NHSTEEERFFNIDANTGTIKTSKVLDRRETPWYNITVTASENDNPDLLSHVSV
GIRVLDVNDNPPELAREYDIVVCENSKPGQVIHTITATDKDDFANGPRFHFFL
DERLPMNPNFTLKDNEANTASILTRRRRFRSRTMQDVYYLPIMISDGGIPSLSSS
STLTIRVCACERDGRVRTCHAEAFSSAGLSTGALIAILLCVVILLAIIVLFIITL

RRGKKEPLIISEEDVRENVVITYDDEGGGEEDTEAFDITALRNPAAAEEFTYRR
DIRPEVKLTPRHQTLSTLESIDVQEFIKQRLAEADLDPSVPPYDSLQTYAYEGQ
RSEAGSISSLDSATTQSDQDYHYLGDWGPEFKKLAELYGEIESERTT

>Mus_musculus_Mm_Cdh24

MWGLVRLLLAWLGGWGCMGRLAAPVPAWAGSRGHSGPTLLRTRRSWVWN
QFFVIEEYSGPEPVLIGKLHSDVDRGEGRTKYLLTGEGAGTVFVIDEATGNIH
VTKSLDREEKAQYVLLAQAVDRASNRPLEPPSEFIKQVQDINDNPPVFPLGPYH
ATVPEMSNVGTSVIQVTAHDADDPSYGNsAKLVYTVLDGLPFFSVDPQTGVV
RTAIPNMDRETQEEFLVVIQAKDMGGHMGGLSGSTTVTVTLSDVNDNPPKFP
QSLYQFSVVETAGPGTLVGRLKAQDPDLGDNALVAYSILNGEGSEVFSISTDS
QGQDGLLTVRKPLDFETRRSYTFRVEATNTLIDPAYLRRGPFKDVASVRVTV
QDAPEPPAFTQATYHLAVPENKAPGTLVGQISASDLSPASPIRYSILPHSDPE
RCFSIEPEDGTIRTAVRLDREARVWHNLTILATELDSSAQSSRVQVAIQTLDEN
DNAPQLAEPYDIFVCDSAAPGQLIKVIRALDRDEVGNSSQVSLQGPVGPANF
TVRDNRDGSASLLLPSRPAPPRQAPYLIPIELWDWGQPALSSTATVTVSVCRC
RPDGSMASCWPEAQLSPTGLSTGALLAIVTCMGTLALVVLVVALRRQKQEA
LMVLEEDVRENIITYDDEGGGEEDTEAFDITALQNPDGAAPPAAGPPVRRDV
LPRTRAPRQPRPPGPADVQLLALRLREADEDPSVPPYDSVQVYGYEGRGSS
CGSLSSLGSGSEAGGVPGAEPDLDWGPLFRTLAELYGAKEPPAP

>Mus_musculus_Mm_Cdh22

MRPRPEGALRAGAALSPVLLFLLLPLLGHLWAASTPAPSSLSPGAQEDNQLG
AGRVKRGWVWNQFFVVEEYTGTEPLYVGKIHSDSDEGDGTIKYTISGEGAGT
IFLIDELTGDIAHATERLDREQKTFYTLRAQARDRATNRLLEPESEFIKQVQDIND
SEPRFLHGPYIGSVAELSPTGTSVMQVMA SDADDPTYGSSARLVYSVLDGEH
HFTVDPKTGVIRTAVPDL DRESQERYEVVIQATDMAGQLGGLSGSTTVTIVVT
DVNDNPPRFPQKMYQFSIQESAPIGTAVGRVKAEDSDVGENTDMTYHLREES
GSGGDAFKVTTDSDTQEAIIVVQKHLDFESQQVHTVVLEALNKFVDPRFADL
GTFRDQAIVRVAVTDVDEPPEFRPPSGLLEVQEDAQVGS LVGVVTARPDAA
NRPVRYAIDRDSLEQIFDIDADTGAIVTGKGLDRETAGWHNITVLAMEADN
HAQLSRASLRIRILDVNDNPELATPYEAAVCEDAKPGQLIQTISVDRDEPQ
GGHRFYFRLVPEAPSNPHFSLLDIEDNTAAVHTQHVGFNREQDVFLLPILVV
DSGPPTLSSTGTLTIRICGCDSSGTIQSCNTTAFVMAASLSPGALIALLVCVLIL
VVLALLILTLRRHHKSHLSSDVDEDMRDNVIKYNDEGGGEQDTEAYDMSAL
RSLYDFGELKGGDPGGGAASPPQAASSSERHSLPRGPSSPEPDFSVFRDFISRK

VALADADLSVPPYDAFQTYAFEGAGSPAASLSSLHSGSTGSEQDFAFLRAWG
PRFRPLAALYAGHRGDDEAPAS

>Mus_musculus_Mm_Cdh19

MNYCFLKHWILMIPLLWPCLKVSETLKAEKARRTVPSTWRAKRAWVWRPFV
VLEEMDDIQCVGKLRSDLDNGNNSFQYKLLGIGAGSFSINERTGEICAIQKLD
REEKSLYLRAQVIDTTIGKAVETESEFVIRVLDINDNEPRFLDEPYEAIVPEMS
PEGTFVIKVTANDADDPSTGYHARILYNLERGQPYFSVEPTTGVIRISSKMDRE
LQDTYCVIIQAKDMLGQPGALSGTTTTSIKLSDINDNKPIFKESFYRFTISESAPI
GTSIGKIMAYDDDIGENAEMEYSIEDDDSKIFDIIIDNDTQEGIVILKKKVDFEQ
QSYYGIRAKVKNCHVDEELAPAHVNASTTYIKVQVEDEDEPPVFLPYILEI
PEGKPYGTIVGTVSATDPDRRQSPMRYYL TGSKMFDINDNGTIITNMLDREV
SAWYNLTVTATETYNVQQISSAHVYVQVFNINDNAPEFSQFYETYVCENAES
GEIVQIISAIDRDESIEDHHFYFNHSLEDTNSSFMLTDNQDNTAVILSNRTGFN
LKEEPVFYMIILIADNGIPSLTSTNTLTIQVCDGDSRNTETCANKGLLFIMGFR
TEAIIAIMICVMVIFGFFLILALKQRRKETLFPKTEDFRENIFCYDDEGGGEE
DSEAFDIVELRQSTVMRERKPKQRSKSAEIRSLYRQSLQVGPDSAIFRKFILEKL
EEANTDPCAPPFDSLQTFAYEGTGSSAGSLSSLASRD TDQEDDFDYLN DLGPR
FKRLASMFGSAVQPNN

>Mus_musculus_Mm_E-Cad

MGARCRSFSALLLLLQVSSWLCQELEPESCSPGFSSEVYTFPVERHLERGHV
LGRVRFEGCTGRPRTAFFSEDSRFKVATDGTITVKRHLKLHKLETSFLVRARD
SSHRELSTKVTLKSMGHHHRHHHRDPASESNPELLMFPSVYPGLRRQKRD
WVIPPISCPENEKGEFPKNLVQIKSNRDKETKVFYSITGQGADKPPVGVFIIERE
TGWLKVTQPLDREAIAKYILYSHAVSSNGEAVEDPMEIVITVTDQNDNRPEFT
QEVFEGSVAEGAVPGTSMKVSATDADDDVNTYNAAIAYTIVSQDPELPHK
NMFTVNRDTGVISVLTSGLDRESYPTYTLVVQAADLQGEGLSTTAKAVITVK
DINDNAPVFNPNSTYQGQVPENEVNARIATLKVTD DDDAPNTPAWKAVYTVVN
DPDQQFVVVTDPTTNDGILKTAKGLDFEAKQQYILHVRVENEPEFEGSLVPST
ATVTVDVVDVNEAPIFMPAERRVEVPEDFGVGQEITSYTAREPDTFMDQKIT
YRIWRDTANWLEINPETGAIFTRAEMDREDAEHVKNSTYVALIIATDDGSPIA
TGTGTLVVLLDVNDNAPIPEPRNMQFCQRNPQPHIITILDPDLPPNTSPFTAEL
THGASVNW TIEYNDA AQESLILQPRKDLEIGEYKIH LKLADNQNKDQVTTLD
VHVCDCEGTVNNCMKAGIVAAGLQVPAILGILGGILALLLILLLLLLFLRRRTV
VKEPLLPPDDDTRDNVYYYYDEEGGGEEDQDFDLSQLHRGLDARPEVTRNDV

APTLMSVPQYRPRPANPDEIGNFIDENLKAADSPTAPPYDSLLVFDYEGSGS
EAASLSSLNSSESDDQDQDYDYLNWGNRFKKLADMYGGGEDD

>Mus_musculus_Mm_P-Cad

MELLSGPHAFLLLLLQVCWLRSVVSEPYRAGFIGEAGVTLEVEGTDLEPSQVL
GKVALAGQGMHHADNGDIIMLTRGTVQGGKDAMHSPPTRILRRRKREWVM
PPIFVPENGGKPFQRLNQLKSNKDRGTKIFYISITGPGADSPPEGVFTIEKESG
WLLLHMPLDREKIVKYELYGHAVSENGASVEEPMNISIIVTDQNDNKPKFTQ
DTRGVSLEGVMPGTSVMQVTATDEDDAVNTYNGVVAYSIHSQEPKEPHDL
MFTIHKSTGTISVISSGLDREKVPEYRLTVQATDMDGEGSTTTAEAVVQILDA
NDNAPEFEPQKYEAWVPENEVGHVQRLTVTDLDVPNSPAWRATYHIVGGD
DGDHFTITTHPETNQGVLTTKKGLDFEAQDQHTLYVEVTNEAPFAVKLPTAT
ATVVVHVKDVNEAPVFPVPSKVIEAQEGISIGELVCIYTAQDPDKEDQKISYTI
SRDPANWLAVDPDSGQITAAGILDREDEQFVKNNVYEVMLATDSGNPPTT
GTGTLTLLTDINDHGPIPEPRQIIICNQSPVPQVLNITDKDLSPNSSPFQAQLTH
DSDIYWMAEVSEKGDVVALSLKKFLKQDQTYDLHLSLSDHGNREQLTMIRAT
VCDCHGQVFNDPCRPRWKGFFILPILGAVLALLTLLALLLVRKKRQVKEPL
LLPEDDTRDNVFFYGGEGGGEEDQDYDITQLHRGLEARPEVLRNDVVPTFI
PTPMYRPRPANPDEIGNFIIENLKAANTDPTAPPYDSLLVFDYEGSGSDAASLS
SLTTSASDQDQDYNLNEWGSRFKKLADMYGGGEDD

>Mus_musculus_Mm_N-Cad

MCRIAGAPRTLLPLLAALLQASVEASGEIALCKTGFPEDVYSAVLPKDVHEGQ
PLLNVKFSNCNRKRKVQYESSPADFKVDEDGTVYAVRSFPLTAEQAKFLIY
AQDKETQEKWQVAVNLSREPTLTEPMKEPHEIEEIVFPRQLAKHSGALQRQ
KRDWVIPPINLPENSRGPFQELVRIRSDRDKNLSLRYSVTGPGADQPPTGIFII
NPISGQLSVTKPLDRELIARFHLRAHAVDINGNQVENPIDIVINVIDMNDNRPE
FLHQVWNGSVPEGSKPGTYVMTVTAIDADDPNALNGMLRYRILSQAPSTPSP
NMFTINNETGDIITVAAGLDREKVQQYTLIIQATDMEGNPTYGLSNTATAVIT
VTDVNDNPPEFTAMTFYGEVPENRVDVIVANLTVTDKDQPHTPAWNAAYRI
SGGDPTGRFAILTDPNSNDGLVTVVKPIDFETNRMFVLTVAENQVPLAKGIQ
HPPQSTATVSVTVIDVNENPYFAPNPKIIRQEEGLHAGTMLTTLTAQDPDRYM
QQNIRYTKLSDPANWLKIDPVNGQITTIAVLDRESPNVKNNIYNATFLASDNG
IPPMSGTGTLQIYLLDINDNAPQVLPQEAETCETPEPNSINITALDYDIDPNAGP
FAFDLPLSPVTIKRNWTINRLNGDFAQLNLKIKFLEAGIYEVPIIITDSGNPPKS
NISILRVKVCQCDSNGDCTDVDRIVGAGLGTGAIHAILLCIILLILVLMFVWVM

KRRDKERQAKQLLIDPEDDVRDNILKYDEEGGGEEEDQDYDLSQLQQPDTVEP
DAIKPVGIRRLDERPIHAEPQYPVRSAAHPHGDIGDFINEGLKAADNDPTAPPY
DSSLVFDYEGSGSTAGSLSSLNSSSSGGDQDYDYLDNDWGPRFKKLADMYGG
GDD

>Mus_musculus_Mm_R-Cad

MTTGSVLPLLLLGLSGALRAHREDLTVREACKAGFSEEGYTALISPNVLEGEK
LLKVEFSSCVGTKGMQYETNSLDFKVGADGTVFATRELKIPSEQVAFTVTAR
ERQSAEQWAAMVRLLLVAQTSSAHSEHKKGQTVALDPSQPPNDTLLPWPQHQ
SSGGLRRQKRDWVIPPINVPENSRGPFQQLVRIRSDKNDIPIRYSITGVGAD
QPPMEVFNIDSMGRMYVTRPMDREERASYHLRAHAVDMNGNKVENPIDLY
IYVIDMNDNRPEFINQVYNGSVDEGSKPGTYVMTVTANDADDSTTANGMVR
YRIVTQTPQSPSQNMFTINSETGDIVTVAAGLDREKVQQYTVIVQATDMEGN
LNYGLSNTATAIITVTDVNDNPPEFTTSTFAGEVPENRIETVVANLTVMDRDQ
PHSPNWNNAVYRIISGDPSGHFSVRTDPVTNEGMVTVVKAVDYELNRAFMLT
VMVSNQAPLASGIQMSFQSTAGVTISVTDVNEAPYFPSNHKLIRLEEGVPAGT
ALTTFSAVDPDRFMQAVRYSKLSDPANWLHINTSNGQITTAAILDRESLYTK
NNVYEATFLAADNGIPPASGTGTLQIYLIDINDNAPQLLPKEAQICERPGLNAI
NITAADADMDPNIGPYVFELPFIPPTVRKNWTITRLNGDYAQLSLRILYLEAG
VYDVPIIVTDSGNPPLSNTSVIKVKVCPDENGDCCTTVGAVAAAGLGTGAIVA
ILICIVILLIMVLLFVWWMKRREKERHTKQLLIDPEDDVRDNILKYDEEGGGEE
DQDYDLSQLQQPEAMEHVLSKTPGVRRVDERPVGAEPQYPVRPVVPHPGDIG
DFINEGLRAADNDPTAPPYDSSLVFDYEGSGSTAGSVSSLNSSSSGDQDYDYLD
NDWGPRFKKLADMYGGGEEED

>Mus_musculus_Mm_M-Cad

MGSALLLALGLLAQSLGLSWAVPEPKPSTLYPWRRASAPGRVRRRAWVIPPIS
VSENHKRLPYPLVQIKSDKQQLGSIYISIQGPGVDEEPRNVFSIDKFTGRVYLN
ATLDREKTDRFRLRAFALDLGGSTLEDPTDLEIVVVDQNDNRPAFLQDVFRG
RILEGAIPGTFVTRAEATDADDPETDNAALRFSILEQGSPEFFSIDEHTGEIRTV
QVGLDREVVAVYNLTLQVADMSGDGLTATASAIISIDDINDNAPEFTKDEFF
MEAAEAVSGVDVGRLEVEDKDLPGSPNWVARFTILEGDPDGQFKIYTDPKTN
EGVLSVVKPLDYESREQYELRVSVQNEAPLQAAAPRARRGQTRVSVVWVQDT
NEAPVFPENPLRTSIAEGAPPGTSVATFSARDPDTEQLQRISYSKYDPEDWL
QVDGATGRIQTQRVLSASPFLKDGWYRAIILALDNAIPPSTATGTLSIEILEVN
DHAPALALPPSGSLCSEPDQGPGLLLGATDEDLPPHGAPFHFQLNPRVPDLGR

NWSVSVQINVSHARLRLRHQVSEGLHRLSLLLQDSGEPQQREQTLNVTVCRC
GSDGTCLPGAAALRGGGVVSLGALVIVLASTVLLVLLAALRTRFRGHS
RGKSLHGLQEDLRDNILNYDEQGGGEEDQDAYDINQLRHPVEPRATSRSLG
RPPLRRDAPFSYVPQPHRVLPTSPSDIANFISDGLEAADS DPSVPPYDTALIYDY
EGDGSVAGTLSSILSSLGDEDQDYDYLRDWGPRFARLADMYGHQ

>Drosophila_melanogaster_Dm_N-Cad

MAARRCLNQLRQRYITNRFNICTCAIFLISLPFILAIETTFAGLSAENAARMLA
GSPGDVEKSSLSHHSEMSLVLPHDTYPGFSIKKFKTHPVKINGSSSHSGAAAYH
MLDTDYSKYFTVLEDGVVMTTADISPLVNRPVQLVVVEQTPNATNTHNLQL
FVMHRNDMLRFSGSLLDASGEVRENQPAGTRVRGVPLMQAFSGSILDEELAT
PKKVRYTIIDGNVDDAFALQERKANKNIQISAKSLVINGDDESGVWLVNTRPL
DREERAHYDLSVEASDVGDLDRTVSKIQITVLDENDNRPIFKSLDYKFAIAGQ
KSASMESNSSVTYQRFAIMGKVEATDADGDKIAYRLKSPSNVVIIVPQTGEIM
LAGEPTSNELLIEVIAHDLRYPSLVSAKPAKVLLLEFLAAEPVSFIMQHLEHDDI
NNHSHHREKRRVTRAVRPTKRIEFTEADGDTEGKSVFQLEKETDKETFKIRDD
NPWVTVETNGAVRVKKKWDYEELGPEKTIDFWVIITNMGHNAGIKYTDNQR
VILLVKDVNDEPPYFINRPLPMQAVVQLNAPPNTPVFTLQARDPDTDHNIHYFI
VRDRTGGRFEVDERSGVVTRGTDLFQLDMEYVLYVKAEDQNGKVDDRRF
QSTPEERLSIVGGKRAPQFYMPSEAEIPENQKKDSIISIKAKSFADREIRYTL
KAQQQGAGTFNIGPTSGIVKLAKELDFEDLRQPHVYSLIVTATEDSGGFSTSV
DLTIRVTDVNDNAPKFELPDYQAHNVDEDIPLGTSILRVKAMDSDSGSNAEIE
YLVSDDHFAVDSNGIIVNKKQLDADNNNAYYEFIVTAKDKGEPKSGVATVR
VYTKNKNDEEPKFSQQVYTPNVDENAGPNTLVTTVVASDKDGDNVRFVGFV
GGTSSGQFVIEDITGVIRLHNKAIKSLDKKYELNVTAMDDGSCCVNGDQTIHT
STAVVVVFITDVNDNKPVKDCSTYYPKVEEGAPNGSPVIKVVATDEDKGVN
GQVKYSIVQQPNQKGTKFTVDEETGEVSTNKVFDREGDDGKFSVTVKATD
QGDPSLEGVCSFTVEITDVNDNPLFDRQKYVENVKQDASIGTNILRVSASDE
DADNNGAIVYSLTAPFNPNDLEYFEIQAESGWIVLKKPLDGCYPRDRYRLRVS
ASDKGTPASAADVVELDVVDRNKPPIWDKSIYGPIHIRENVTVGTVVTSV
KASSGIEGNPTVFYRLMPGSTAQTNKFHTFYLQQRPDNGDTWADIKVNHPLD
YESIKEYNLTIIRVENNGAQQQLASEATVYIMLEDVNDEIPLFTEREQETVLEGE
IGTKVTQVNAIDKDGTFPNNQVYYYIVDSRNEGKEFFEINLQSGEIFTKTTFD
REKKGAYALEVEARDGAPSARPNSNGPNSVTKFIRIGIADKNDNPPYFDKSLY
EAEVDENEDIQHTVLTVTAKDHDESSRIRYEITSGNIGGAFVKNMTGAIYVA

GALDYETRRRYELKLVASDSLNNQTTIVINVRDVNDLPPQFPQTSYERTLDE
GMTNTPFTIMQVTATDGDKDRPQNIVYFLTGGQIDPDNPANSKFDINRTTGEI
FVLKPLDRDQPNGRPQWRFTVFAQDEGGGLVGYADVQVNLKDINDNAPIFP
QGVYFGNVTENGTAGMVVMTMTAVDYDDPNEGSNARLVYSIEKNVIEEETG
SPIFEIEPDTGVIKTAVCCLDRETPDYSIQVVAMDGGGLKGTGTASIRVKDIN
DMPPQFTKDEWFTEVDETDGTALPEMPILTVTVHDEDETNKFQYKVIDNSGY
GADKFTMVRNNDGTGSLKIVQPLDYEDQLQSNQFRFRIQVNDKGEDNDNDK
YHVAYSWVVVKLKRDINDNKPHFERANVEVSVFEDTKVGTLEKFKATDPDQ
GGKSKVSYSIDRSSDRQRQFAINQNGSVTIQRSLDREVVRHQVKILAIIDDGSP
PKTATATLTVIVQDINDNAPKFLKDYRPVLPEHVPPRKVVEILATDDDDRSKS
NGPPFQFRLDPSADDIIRASFKEQDQKANGDGMAVISLRSFDREQQKEY
MIPIVKDHGSPAMTGTSTLTVIIGDVNDNKMQPGSKDIFVYNYQGQSPDTPIG
RVYVYDLDDWDLDPDKKFYWEAMEHPRFKLDEDSGMVTMRAGTREGRYHL
RFKVYDRKHTQTDIPANVTVTVREIPHEAVVNSGSVRLSGISDEDFIRVWNYR
TQSMSRSKMDRFRDKLADLLNTERENVDFISVQLKRKHPLTDVRFSAHGPS
YYKPVRLNGIVLMHREEIEKDVGINITMVGIDECLYENQMCEGSCTNSLEISPL
PYMVNANKTALVGVVVDTIADCTCGARNFTKPESCRTTPCHNGGRCVDTRF
GPHCSCPVGYTGPCRCQQTTRSFRGNGWAWYPPLEMCDESHLSLEFITRKP DG
LIIYNGPIVPPERDETLISDFIALELERYPRLLIDFGSGTLELRVKTKKTLDDGE
WHRIDLFWDTESIRMVVDVDFCKSAEIAEMEDGTPPEFDDMSCQARGQIPPFNEY
LNVNAPLQVGGLYREQFDQSLYFWHYMPTAKGFDGCIRNLVHNSKLYDLAH
PGLSRNSVAGCPQTEEVCAQTETTARCWEHGNCVGSLSSEARCHCRPGWTGP
ACNIPTIPTTFKAQSYVKYALSFEPPDRFSTQVQLRFRTREEYGELFRVSDQHNR
EYGILEIKDGHLLHFRYNLNSLRTEEKDLWLNAIVVNDGQWHVVKVNRYS
ATLELDGGEGRRYNETFEFVGHQWLLVVKQEGVYAGGKAEYTGVRTFEVY
ADYQKSCLDLDIRLEGKHLPLPPAMNGTQWGQATMARNLEKGCPSNKPCSNV
ICPDPFECVDLWNVYEECTCGEGRIMSPDSKGCMDRNECLDMPCMNGATCINL
EPRLRYRCICPDGFWGENCELVQEGQTLKLSMGALAAILVCLLILILVLFV
YNRRREAHIKYPGPDDDVRENIINYDDEGGGEDDMTAFDITPLQIPIGGPMPPE
LAPMKMPIMYPVMTLMPGQEPNVGMFIEEHKKRADGDPNAPPFDDLRYAY
EGGGSTAGSLSSLASGTDDEQEQEYDYLGAWGPRFDKLANMYGPEAPNPHNT
ELEL

>Drosophila_melanogaster_Dm_E-cad

MSTSVQRMSRSYHCINMSATPQAGHLNPAQQQTHQQHKRRCRDLGRRLIPA
RLLLGIVVAISLLSPALALHSPDKNFSGDNRKPAFKNCAGYAPKVKEEQPEN
TYVLTVEAVDPDPDQVIRYSIVQSPFERPKFFINPSTGVIFTTHTFDRDEPIHEK
FVFVTVQATDNGLPPLDDVCTFNVTIEDINDNAPAFNKARYDESMSENAQPD
AVVMTISASDFDDGNNSLVEYEILRERDFQYFKIDKESGIYLRPIDKPRGQS
YAIIVRAYNVVPPDPPQDAQIEVRIRVVESSIKPPSFVNPIDTPIYLKENLKNFTH
PIATLRAVSNMPDKPEVIFELNTGRTEQTN SKNTFVFNQIGNEVTISLGKTLDY
EAITDYTLTMIVRNTHELGTEHQIKIQVEDVNDNIPYYTEVKS G T I L E N E P P G T
PVMQVRAFDMDGTSANNIVSFELADNREYFTIDPNTGNITALTTFDREERDFY
NVKVIASDNSPSSLFDNGEPNRGHQVFRISIGDKNDHKPHFQQDKYLAERLLE
DANTNTEVIEVKA E D E D N A S Q I L Y S I E S G N V G D A F K I G L K T G K I T V N Q K L D Y E
TITEYELKVRAFDGIYDDYTTVVIKIEDVNDNPPVFKQDYSVTILEETTYDDCI
LTVEAYDPDIKDRNADQHIVYSIHQNDGNRWTIDNSGCLRLVKTLDRDPPNG
HKNWQVLIKANEDDGVGTTVSTVKEVTVTLKDINDNAPFLINEMPVYWQEN
RNPGHVVQLQANDYDDTPGAGNFTFGIDSEATPDIKTKFSMDGDYLVHANVQ
FDREAQKEYFIPIRISDSGVPRQSAVSILHLVIGDVNDNAMSEGSSRIFIYNYKG
EAPETDIGRVFVDDLDDWLEDKYFEWKDLPHDQFRLNPSTGMITMLVHTA
EGEYDLSFVVTEDSMFVPRHSVDAYVTVVVRELPEEAVDKSGSIRFINVTKEE
FISVPRDFQSPDALS L K D R L Q L S L A K L F N T S V S N V D V F T V L Q N E N H T L D V R F S
AHGSPYYAPEKLN G I V A Q N Q Q R L E N E L D L Q M L M V N I D E C L I E K F K C E E S C T N
ELHKSSVPYMIYSNTTSFVGVNAFVQAQCVC E A P L M R R C L N G G S P R Y G E N D
VCDCIDGFTGPHCELVSVAFYGSGYAFYEPIAACNNTKISLEITPQIDQGLIMY
LGPLNFNPLLAISDFLALELDNGYPVLTVDY G S G A I R I R H Q H I K M V A D R T Y Q L
DIILQRTSIEMTV D N C R L S T C Q T L G A P I G P N E F L N V N A P L Q L G G T P V D L E Q L G R
QLNWITHVPNQKGFFGCIRNLTINEQTYNLGMPSVFRNIDSGCQQSVAVAFSF
GIDRNFIIAIVCLALLIILLAVVVQKKQKNGWHEKDIDDIRETIINYEDEGGG
ERDTDYDLNVLRTQPFYEEKLYKDPHALQGNMRDPNDIPDIADFLGDKKENC
DRDVGATTVDDVRHYAYEGDGNSDGSLSLASCTDDGDLNFDYLSNFGPRF
RKLADMYGEEPSDTDSNVDDDQGWRI

>Drosophila_melanogaster_Dm_dachsous

MKATLDSVVASETMTRVTF T G N H E S K D F A I F H R C R R R S N I K S L Y S P P A L H P S H
MLRSSLLILLAIVLLGSSQAASHDQERERKLEVFEGVAVDYQIGYIGDFGGIDS
GPPYIIVAEAGVETDLAIDRATGEIRTKVKLDRETRASYSLVAIPLSGRNIRVL
VTVKDENDNAPTFPQTSMHIEFPENTPREVKRTLLPARDLDLEPYNTQRYNIV

SGNVNDAFRLSSHRE RDGVLYLDLQISGFLDRETPGYSLLEALDGGTPPLR
GFMTVNITIQDVNDNQPIFNQSR YFATVPENATVGTSVLQVYASDTDADENG
LVEYAINRRQSDKEQMFRIDPRTGAIYINKALDFETKELHELVVVAKDHGEQP
LETTAFVSIRVTDVNDNQPTINVIFLSDDASPKISESAQPGEFVARISVHDPDSK
TEYANVNVTLNGGDGHFALTTRDNSIYLVIVHLPLDREIVSNYTLSVVATDK
GTPPLHASKSIFLRITDVNDNPPEFEQDLYHANVMEVADPGTSVLQVLAHDR
DEGLNSALTYSLAETPETHAQWFQIDPQTGLITRSHIDCETEPVPLTVVARD
GGVPLSSTATVLTIHVDVNDNEPIFDQSFYNVSVVAENEPVGRCILKVSASDPD
CGVNAMVNYTIGEGFKHLTEFEVRSASGEICIA GELDFERRSSYEFPVLATDR
GGLSTTAMIKMQLTDVNDNRPVFPREYKVSLRESPKASSQASSTPIVAVVAT
DPDYGNFGQVSYRIVAGNEAGIFRIDRSTGEIFVVRPDMLSVRTQPMHMLNIS
ATDGGNLRSNADAVVFLSIIDAMQRPIFEKARYNYVVKEDIPRGTVVGSVIA
ASGDVAHRSPVRYSIYSGDPDGYFSIETNSGNIRIAKPLDHEAKSQVLLNIQAT
LGEPPVYGHTQVNIEVEDVNDNAPEFEASMRISVPESAELGAPLYAAHAHD
KDSGSSGQVTYSLVKESGKGLFAIDARSGHLILSQHLDYESSQRHTLIVTATD
GGVPSLSTNLTLVDVQDVNDNPPVFEKDEYSVNVSESR SINAQIIQVNASDLD
TGNNARITYRIVDAGVDNVTNSISSSDVSQHF GIFPNSGWIYLRAPLDRETRDR
YQLTVLATDNGTPAAHAKTRVIVRVLDANDNDPKFQKSKYEFRIEENLRRGS
VVGVV TASDLDLGENAAIRYSLLPINSSFQVHPVTGEISTREPLDRELRELYDL
VVEARDQGT PVR SARVPVRIHVSDVNDNAPEIADPQEDVVS VREEQPPGTEV
VRVRAVDRDHGQNASITYSIVKGRDSDGHGLFSIDPTSGVIRTRVLDHEERSI
YRLGVAASDGGNPPRETVRMLRVEVLDLNDNRPTFTSSSLVFRVREDAALGH
VVGSIPIERPADVVRNSVEESFEDLRV TYTLNPLTKDLIEAAFIDIDRHSGNLV
VARLLDREVQSEFRLEIRALDTTASNPNQSSAITVKIEVADVNDNAPEWPQDP
IDLQVSEATPVGTIIHNFTATDADTGTNGDLQYRLIRYFPQLNESQE QAMSLFR
MDSL TGALSLQAPLDFEAVQEYLLIVQALDQSSNVTERLQTSVTVRLRILDAN
DHAPHFVSPNSSGGKTASLFISDATRIGEVVAHIVAVDEDSGDNGQLTYEITG
GNGEGRFRINSQTGIIELVKSLPPATEDVEKGGRFNLIIGAKDHGQPEPKKSSL
NLHLIVQGSHNNPPRFLQAVYRATILENVPSGSFVLQVTAKSLHGAENANLSY
EIPAGVANDLFHVDWQRGIITTRGQFDRESQASYVLPVYVRDANRQSTLSSSA
VRKQRSSDSIGDTSNGQHFDVATIYITVGDVNDNSPEFRPGSCYGLSVPENSEP
GVIHTVVASDLDEGPNADLIYSITGGNLGNKFSIDSSSGELSARPLDREQHSRY
TLQIQASDRGQPKSRQGHCNITIFVEDQNDNAPRFKLSKYTG SVQEDAPLGTS
VVQISAVDADLGVNARLVYSLANETQWQFAIDGQSGLITTVGKLDRELQASY

NFMVLATDGGRYEVRSATVPVQINVLDINDNRPIFERYPPYIGQVPALIQPGQT
LLKVQALDADLGANAIEIVYSLNAENSAVSAKFRINPSTGALSASQSLASESGK
LLHLEVVARDKGNPPQSSLGLIELLIGEAPQGTPVLRFNQNETYRVMLKENSPS
GTRLLQVVALRSDGRRQKVQFSFGAGNEDGILSLDLSLGEIRVNKPHLLDYD
RFSTPSMSALSRGRALHYEEEEIDESSEEDPNNSTRSQRALTSSSFALTNSQPNEI
RVVLVARTADAPFLASYAELVIELEDENDNSPKFSQKQFVATVSEGNNKGT
VAQVHAFDSDAGSNARLRYHIVDGNHDNAFVIEPAFSGIVRTNIVLDREIRDI
YKLIKIIATDEGVPQMTGTATIRVQIVDNDNQPTFPPNNLVTVSEATELGAVI
TSISANDVDTYPALTYRLGAESTVDIENMSIFALDRYSGLVLRRLDYELQQ
EYELDVIASDAAHEARTVLTVRVNDENDNAPVFLAQQPPAYFAILPAISEISES
LSVDFDLLTVNATDADSEGNNKVIYIIEPAQEGFSVHPSNGVSVNMSRLQP
AVSSSGDYFVRIIAKDAGKPAKSSSTLLRVQANDNGSGRSQFLQNQYRAQISE
AAPLGSVVLQLGQDALDQSLAIIAGNEESAFELLQSKAIVLVKPLDRERNDLY
KLRLVLSHPHGPPLISSLNSSSGISVIITILDANDNFPIFDRSAKYEAIESELAPLR
YSIAQLQAIDADQENTPNSEVVYDITSGNDEHMFITIDLVTGVLVFNRLDYDS
GAKSYELIIRACDSHHQRPLCSLQPFRELEHDENDNEPKFPLTEYVHFLAENEP
VGSSVFRAHASDLKGPFGQLNYSIGPAPSESSWKMFRVDESEGLVTSFAV
DYEQRQRYDMELLASDMGGKKASVAVRVEIESRDEFTFPQFTERTYRFVLPAA
VALPQGYVVGQVTATDSDSGPDGRVVYQLSAPHSHFKVNRSSGAVLIKRL
KLDGDGDGNLYMDGRDISLVISASSGRHNSLSSMAVVEIALDPLAHPGTNLA
SAGGSSSGSIGDWAIGLLVAFLLVLCAAAGIFLFIHMRSRKPRNAVKPHLATD
NAGVGNTNSYVDPSAFDTIPIRGSISGGAAGAASGQFAPPKYDEIPFGAHAGS
SGAATTSELSESGSEQSGSSGRGSAEDDGEDEEIRMINEGPLHHRNGGAGAGSD
DGRISDISVQNTQEYLARLGIVDHDPSGAGGGASSMAGSSHPMHL YHDDDAT
ARSDITNLIYAKLNDVTGAGSEIGSSADDAGTTAGSIGTIGTAITHGHGVMSSY
GEVPVPVPPVVGGSNVGGSLSIVHSEEELTGSYNWDYLLDWGPQYQPLAH
VFSEIARLKDDTLSEHSGSGASSAKSKHSSSHSSAGAGSVVLKPPPSAPPTHIP
PPLL TNVAPRAINLPMRLPPLSLAPAHLPRSPIGHEASGSFSTSSAMSPSFSPS
LSPLATRSPSISPLGAGPPTHLPVSLPRHGHAPQPSQRGNVGT

>Mus_musculus_Mm_Cdh26

MDTRGCAWLLLLSLPQQGQSHQPLHRSKRRWVLTLELQEEDPGPFKLVGE
LFNNMSNNVSLIYLIRGPGVDEFPEIGLFSIEDHQSGKIYVHRPVDREVTSPFM
VHFDAVDRSTGKVDESIFNIRIRDVNDHAPQFPEKEFNISVKESQAAGQPIF
QLLTVDLQENTPNSQVLYFLVSQTPLLRESGFRIDLISGEVRLSGCLHYETAP

LFTLIVRASDCGEPSTLSTATIHVSVEDSNNHMPFMEDRYEIRISEGQVEQGV
LYLPVQDGDSPFTPAWRTQFNIWDGNEEGHFDIVTDPETNQGLLSIIKPLDYES
QVAHSLVVVVENQEQLFVCTEGQLQPLRKAMASTMVSQVLDTNDPPAFHP
QSFIVSEEDGAWPAIQLGYFNATDPDRADSQIRYKLVHDPENWVTVDEKSGV
VTTKKQIDRESPHVNDSFYTIIVHAVDNGLPPLTGTGTMLFLSDVNDNAPTL
RPHSRHLEVCEASAGSQPLLEAEDADLDPYADPFTFDLNAQGDVEETWMLR
TKQGEHSAELTMLRSVPPGDYLVPLFIADRQGLAQKQTVHVRICSCRSRSGSEC
EEPSDTWLLWWALSPVGAALMVLSAALLCLLRCSCTFGPKRLRGFIPSDSGH
QTLIVYNEESKVPSAQGCDDTFEPRGVKTLSSSTPVYLDRMVPRQQPLQLLEG
RVVEAWSQKLQSIDVLEGDTGYLPHVYREEGECEGAETLSSLTFLEQDLSPKL
LGCSGSKSTPSEAMCFTSRVPS

>Nematostella_vectensis.1

MARIWRFGLATRNIKDQLWMRFVLVLYIHALGFHASSATSEVRTFYIPEGSP
GTEVGRIPVRVQSILLASGIPADLEYNAGVITTKTVLDREKVSAYNL TIVEFST
PPKSYTVLVVYVQDLNDNSPSFVRGTS AKLVVFENDKDFRQKLI AVDSDFGSN
STQSYTIVSGNVGNVFKLISKRD TDGDLYADLVVNASSIGVDRERLDSYVLNI
SASDGGN PANHGFLRLSITVEDTNDNKPEFSNVSYSGTIPENIDVGTSILQVSA
SDKDIGTNAEIQYSIETHSDPQAIFGIHPTTG VIVNNVRLDYEAKR SYLIVVKA
EDKGSSHQLSSSAIVRIEVL DVNDNPNVIHVSYTLGGSYQVTENATIGTQVAR
VSVSDADSGKNGEVNVTLEGGDGYFSMKFDVLNDESIIAVGQSLDRETHDF
FLKAVCIDKGDPPRTTEKSFRINVG DVNDCAPKFRHTYETRVWENATVNTL
VAIVNAVDQDFGSNSELVYTIANTTESR SYLHWFAIDPSSGMITTA TDL DREQI
PQVVLTVLVHDRGSPPLSDNCSVIVNL TDSNDNDPYFNQSSYNASLFENSPSG
SPVVQLLAQDPDIGENSLILYSILTPNTPFFLDPRKGLVTNSR TL DHEVQSSYTF
QVAATDGGGRSCNATVHVSLTDLNDNQPVFDPSSYSVEYFENTRIGQSICQL
KAIDR DSPKFAITRFIIEQGN ADEVFSVDGSGLITLAKLLDRETQDNYLLTVKA
VDGGGQDSVNKAIVNITVLDVNDEPPIFSKAEYNFTIQEHSQALSVIGHVHAIS
RDKGTNAEVVYSISKGNTDNIVLINSTGTLYLQSEVDHEKIPSLYLT VQAKDK
GTPPLFGYANVTIAVIDINDNSPQFNSSSILVRLPEDTPIGHTFYTVSVFDADSG
VLGRVSFSLLSNPGLTFNLDSNTGALS LTKLIDYGNSARSYTLPVQAQDGGSP
PRSSTAMLELKVV DVNDYSPVFGNWSYTAHVLETT PPD SNII EVVATDVDSG
ENGRISYAFDSKVDTSKFGLRN GGKIFIKSKLDREDIEEYNLKVIAIDHGTPRR
SSSADV K VIVDDVNDNPNHFQQASYAFFVKENEPVATYLGAVSASDSDEGSN
GHV TYRFDTQVAQFIVDKQTGKITTSQVLDREAKASYVFSIVATDGGSSPRVD

KTQVTVIVRDVND CSPKFSKNKYSVTVNEDLPVGSLLTLIATDDDQQGPNS
DITYMIVAGPKAFSLNQVTGVLTLVSPLDREVTHRHLHVVASDKGGNQSLET
ITYIEINVLDVNDNYPVFINETTFKTVPEKLPIGSVVA AVLAVDSDQGDNGKV
RYKIVNGNTDGTFFKINETTG VISTLRALDFEVTNRYVLRVSATDMGKKQQKT
SYQLVTIYVEDANDNRPTFDKNPIITWIYENVPINTNVTTIKAHDDDSGLNSRI
WYTIDSQSPRAHFKINSETGLIQTTHPIDREEISEYSLKVRATDQAFTEQDRLY
NTATLKIIIQDLNDNAPKFVSRNLTYVMEDEPFNFQVTSITALDPDTGQGGNV
EYRIVSPDTGKFSLDLKTGVLKLGSLDYEDVPQYTLHISATDLGSPPLTSYQL
FNVVVVDVNDNPPEFTRDLFIGTVSENKPTGTSVVKVTA YDRDSGSNAELTY
SIPSGVEMDKFSIDKHSGLIVTNSILDREKKD TYFLT VHATGVSYPFRVSSTSV
RINVM DRNDNPPKFISPVVTLKVPENSPARLIYTLTVQDL DYGNNTKVLYSIM
SGNTDGAFTIGRSTGELSTTTKLDRETKASYQLSVQAKDITPPYYTAFANITIFI
EDQNDNPPVFQQSLYSS TISELTPPGTSILNLTASDKDSGSNGNIVYTLSNDTY
GVYSIDSRTGIVYSAARFETS IKQEYNFFCIAKDQGD PKMAIVPVRIKIEDKN
NHAPQFTKTPYEVHIFPNTSASALVTMVTATDADTDKSTNGKV TYRLDDSKN
STSLFVVESNTG SVRTSAGFSNPPQGRHALYIIAEDHGSPPLRGY GIVQIVIGNI
QDDPPRFLNQTPARVSIPENSKVGSYITTVRARASSDAQVTYSIISGNKGRAFY
VDPFTGVISVASADALDYESTKNFRLHLVATPQGWVSLNGYMILDINVIDRN
DN SPAFHPSNMLAQLAEDTGAFKPRFVVKVTA TDVDSGTNGKV TYSIWTGN
EAGVFTIDSTTGEITAKLLDRETTASFDLVIRGTD SGIPPKSTNCQVKVVVTD
LNDNPPLFDPLSEVNIRE DTRTGAVVTSVVA TDTDKESRLTYNLKSASTPGMF
SVGRFNGAVSLLKRLDY EKTNKYSLNIAVSDGLHSAEKTLTINVLDTNDNTP
KFLNSSYQVTL SKTIPAGRAILRVSATDQDSGSNAQIKYSFPITNSDQIDYKIDA
DTGVISARRTIDVRIRDSFIQIPVQAMDQGVPPQRALVYVRIIITREP KFELPSYF
GKVPENAMMGTSVLT VRVTDNAAGLPLGRISYNIENS NYFRIGQRSGVISVN
KPLDYETKRRFLLVVS AIDDTAPSKPVRVPVYINVS DVNDEKPVFGQSGYMA
QWSEGIPVGTIVVNVSAADKDSGANGRVWF AIQSGDDKGSFAIDRKTGVIRT
QRALDHETIKTHHVSVRATDEGSPPMHTDVSVTIRVLDLNDNPPVFRVPGPN
DVQVLENLPLNSRLYEINATDRDSGANARLSFTVIGGTGQGLFLIDKFSGWLT
TNITFDYENTAVYQYSLTIKATDAGNPPLSSNITHVNV ADEDEYDPSFNRM DY
KFDVPGNAKIGDFVGQVTATDRDSGDQGRVFFV FYNPTS NALKMNATTGIIS
VNRTLNDGSSLETRARRSLDELLIGFEIGSSRSRMRRSAESQELRYTIRAYSGKI
GSERFADVPASVLVDFTCPGCMVPTTGAREGDPITGTALALIVGLAVLAGVIL
LAFVVVLLFIYSHRKKRRRTRQNPP LRFDG SFDEITVHPRTTGNANYVSAESISP

RAFPAEYSPLSRNTDSNSTPSGTDASDTPGSSGSASSGRGSSEGGDFDEQPVAIV
NADIGSFHSDNNAKTIVADSGIQQDDDDQISQLTSLSDGSGILHVDTLNGSESKS
DKTDKILARLEFQSVESMHVFGEEGGGEADGGHDVGNLLYAKLAEADADDE
SIVDGRPSYIDEGHDHPSYGGSLSSIIGSQEELTGSYNWDYLLDWGPQFQPLAE
VFLEIGRMKDEGGDKKEVTRNGSIPSSSRLRPNLSGIATVDMLSSMSSLPRSPV
SPPSTQYSSPAFSPNFTPAITPLITRSPSVSPLDTGNVSPAYASRGVTPNGSRPTS
THIVKLQNEDDAYSELSHSPSISDNESNAEIDV

>Branchiostoma_floridae.1_bfl_jgi|Brafl1|120347|estExt_fgenesh2_pg.C_430149_e_
7e-13

MFSAIIRCLGSGCNGFKGIGIKIRTQQVKTRGCTRVVKSFVQMRRLITVAGPLN
SGVQSVHNLVVSATDGGGLVSQVNANVAVSVIGTGEMPPVFSQARYSFSVPE
DAARQHTVGTVMASHSDPGKTDPTIYSIHSGDRQGYFAIDPTTGRIYTQLNLD
HETVSSLLLNIQASSGNPPVYGRAQVNITILDINDNRPEFTVATESVAITENVSP
GTIIFVASAQDQDAGSNGLVRYSLNNDNLFSVNSISGEVKILRSVDADDDN
PLRYELKIMAHDQGTPQRFSNLTLVIIQDENDNGPMFSPTFYDVQVPESASV
NYRFLQVTALDRDSGLNEFITYYLSNSADSPNFGMFPDGWLYVKHRLDREL
DSYFLQVVARNDNGSPPRNATANVRVTVTDDNDNDPRFTQESYHFSLVENLPT
GTTVGTVFAVDADIGNNGDLDFSIIPNNSFIITGHQRGVIKTKRPLDRETTA
RYDLVLKVRDRGTTPRTATATLHIVVEDMNDNAPYFHSQGQYLGEVEEHQP
NGTEVIRVLADDPDNGENGTITYRLVTSTPGMNGEEMFNIHSQSGLITTNAPL
DREQKPTYVLSVAAVDGGTTPRERTTFVHIHVTDSNDNAPVFNSTISIEVEE
GLEAGSTIGSVHALDNDEGENGRVSYEIMQGNLYGTFGVDRNTGRIFTAKEL
DFELNARYRLIVQAQDNNARSQKSSTIYVNVNVIDINDNAPTFRSDPVMFGLQ
ENTAVNSTVWTF SATDVDSGRNGAVRYRIMDQLPNGNNFRIDSVTGALQTTT
PIDREQTSQFTLVVEATDQPVNLSHARTKTTTARILVEDVNDNTPVFSRTET
YVMEDEPVGYHVMYVIAVDDDDFGDNGRVTYQIVSGNQGGKFLLDPNGLL
AIERRLDRETESRYVLNITATDHGTPSRASHLITIHVRDVNDNQPRFLQDTYQ
ASVSENQSPGTSVIQITALDADAGTNGVLTYNIPRGVAEDRFTIEEQTGVRTA
FRLDREEKDSYIVTAYARDGAYPSRFGFTSVVVSVLDTNDHAPVFKDAEYM
MTVPENQPNYGVIIHTVVAYDADIGTNGQVRYEIIDGNVGGKFAVDAVTGELS
VISDQALDRETVPYHLIVQAHDNTDAPRTSTTNITVAVSDENDNNPIFTDPSY
QQTIQEDVSVGSTVIRVTAQDRDEGVNGEVFYFLSNETNGMFRIDNTSGIITTT
RLLDREKQSVYSFDAYASDRGPFGRPTSNVRVTVDISDVNDNAPVFTQVPFET
TIERNIGVNQQVVTVAEDKDTGSNAEILYRFDSSNANSQKFNIGPQSGIITQ

VSLVGDSANIFRLQVIAEDQGSPAQSSTGLVVITMSDSSMTTLRFDNGTYSAYI
SENAIANTDIISVSASREDGQPASVTYSFASGNDDSEFEINPTSGLITVKDSTNL
DFETAQRVRLIVTAQATTPSLYGYATVWVNLRDENDNAPRFDQDRYTTSVW
EGNDRGMFVIQVSATDADSGTNSEVQYSIVSGNHDNAFVIDRDRGIISTNVRM
DREVRDSYRLELRAVDKGTPLRTGSATLRISVVDINDNRPTFPEPYPPVNVLE
GAEVGSELALVTANDIDTDPITITYTFTTHGNPGGVFSIDRYSGKVTLAQPLDR
ESVQSYIITIMASDEVHTDQTNVEINVLDENDNPPVFDQQTYQVDIAEMVPPH
YSVATVTATDRDAGSNAEITYSMTVAPVEGFYVDPRNGTIFTNKIEINRMQS
TIQLVIEARDHGVPSLASVVAVRIQVNDINNHAPQFTAGQYEEHVSEAAPRGT
TVATVTATDADQSHDNSNIHFGIVQGNEDGKFQIETIEPSNSDQYMGKIILFQ
AIDREEVPMYTLRVLASDRGTPERNSTVTYVVLVDDVNDHSPIFNSTQYVAQI
SEEAVIGAFVVRVFAFDADSGPNADIHYEITSGNDDSLFAINSQSGVITVANPL
DYDTVAQHNLTIKAKDSTSDGAKHTITSVLINLIDENDNPPDFPVLMYLEDVP
EGRPVGTLVFTAARDKADAGIYGTLVILDRDVTNDGTSVAQGKDAFEID
SSTGEVRTREVFYETQNTYGFYIRATDTGGLSTDVQVGVSIQSVDEFPPVFT
QDNYIFTVIANADVGTFFVGQVEATDADGGPDGIVSYSIRNDKFAINESGVITV
KASLLEGNTVTDPSRRKRRQAENEDQINLIVEASSGRPGSLSEQKAISVKIDRS
CPGCNPSAQSALSPLTPLSLALILIFALIAVILCVVLIVLKFRRKQRPPPTSFDG
SFDTVVVQNTHSFGRDGSQKQSQQLRMFKGHPFATADNSADMGTLTRTDIS
EHSNNSQSSGRGSSEVDEDEEIRKINETPASISPSNSDQHKVREIPDSGIQHDEDA
MSEMSVKDTADLISRLAVTSNQGSQINTMISKSVESMHVFRDEGGGEAGGD
MDIGNLIHQKLHEVGMEENEAIMDGTRDFVLIDDGQPSVAGSLSSIVASEEEL
RGSYNWDYLLDWGPQYQPMADVFLIEIAKLKDETVAKRQIHHPKSAFTPKVR
THPPPLITNLPQSSVSTIAPIALGGSSRTSQATSISLPRSPISHESTFTSPALTPSF
SPSLSPLATRSPSVSPLVTGPNNGASTPHRRSAYSSTFMTRVPSPTGSEQELRI*
>Ornithorhynchus_anatinus_Cdh9_oan_XP_001508795.2_e_1.1e-59
MKTCYCLTLCIWTCLHTVHPTQLQERIPWYSQPPRIVGLSGNDKQVLHHRV
KRGWMWNQFFLLEEYTGTDQYVVGKLHTDQDKGDGNLKYILTDGAGSLF
VIDENTGDIHAAKKLDREKALYVLRKAIDRKTGRQVEPESEFIIKIHDINDN
EPKFGQDVYTASVPEMSAVGTSVIQVLAADADDANYGNSAKIVYSILQGQPY
FSVDPDSGIIKTALPDMSRENREYQVVIQAKDMGGQMGGLSGTTTTVNITLT
DVNDNPPRFPQSTYQFRCLSVPLGTSLGRIKANDPDLGSNAEMAYGVTEGD
GADLFEIITDKDTQEGILTVKKQLDFENKMLYALKAEVRNTHLDPRFYHLGPF
KDTALVKIFVDDIDEPPVFSNNSYLLEVHEDAKEGSIIGQVTARDPDAIKNLIK

YSVDRHSDMDRMFNIHSGNGSIFTLKSLDREASPHWNISIIATEINNPKQSSHV
PVFIRILDINDHAPEFSRYEYTFVCENAKPGQLIQTISVMDKDDPPQGHRRFFES
VPEFPLNPNFTIVDNKDNTAGILTRKDGYSRGQMSVYLLPVLIFDNDYPIHSST
GTLTIRVCSCDRRGNVRSNAEALILSAGLSRGALIAILLCIVILLVLVVLFAAL
KRQRKKEPLIISKDDVRDNIVTYNDEGGGEEDTQAFDIGTLRNPEAREESKLR
RDVIPETIYQIRRTAPLWENIDVQDFIHRRLKENDTDPSAPPYDSLATYAYEGN
ASIASSLSSLESLTVDGNQDYGYLGEWGPRFKKLADMYGGEDSDQD

>Ornithorhynchus_anatinus_Dsg4 oan_XP_001515314.3_e_3.6e-12

MVQAVKSEFFVEVREEDNENGTAKWHTVRRQKREWIKFAAACREGEDNSK
RNPIARIRSDCEVNQKITYRISGVGIDRPPFGVFTVDSRTGEINITSVVDREITPM
FLIYCRALNSRGEDLESPLRLVKVMDINDNPPVFTQNVYTAGIEENSPANTL
VVKLSATDADEENLNLSKIAFKIISQEPAGAPMFI LNRYTGEIRTMNFLDREQ
HSSYNLLVRGSDRDGAPDGMSTQCDCRIKVIDINDNFPTLEETSYSASIEENCL
NSELLRFRAIDLDEEYTDNWLADFFFVSGNEGNWFEIDTDPRTNEGILRVVK
MLDYEQMPNMFVVSIGVKNKAEFHPSVASQYRIQSTPVRIRVINVREGAIFNP
SMSFSIRDGIRGDALLNYVLGTYTATDLDTGIAAKNVRYVMGHDAGSWLKV
DSRTGEIRFSKEFDRKSKYIHNGIYTAELLAIEDGSGRTATGTICVEVPDISDYC
PVIFSDRSVCGASPSAIIIRDVNDYSFGSPFTYCVADQPQGTATLWEIRSINA
TAAILSTGQLLSSGSYQIPILVKDSLDRTEMPQILQLDVCECDVNQMCLFYST
TGIYAGGTGITMITDDGYGTITDDR VGESNSGLGPAGIGLIALGLLLLLLSPLLL
LICCKRRTPADMGTRFAPVPEGGEGVIQSWGIEGAQPEDQDVSNICVPMTAS
NTQERMDSSEIYTNTYAGGGIVEGGISGIELNTGAGEAMGLGAAGYSGTTRR
RSSTMGTREFEAETGVNMAFLDSYFSEKAYAYADEDEGRPANDCILIYDHEG
VGSPVGSIGCCSWIADDLDDDYLET LGPKFRTLAEITLDTEIEPFPSPHQAWMP
ISTDLPLLGSYVNVSESSAMSLTEAGLRAEMAMPESMFHGDIIVTESYTTSD
QCLQPTTIVFDPHLASNVVVTETMLAPAYGVQGNLCPVEANNTNVIYTER
VDHVAGMSSSSMTGGGTGDCEVIGPEIHVNQMVDPLHVVPDIHISHMVSP
DIHVSQTIGPGSPLATHRRITQYSTIQYAAQ

>Ornithorhynchus_anatinus_Dsg1 oan_XP_001515334.3_e_2.1e-12

MDWLPCRTTAVLFIFMVVVVEVNSNFQIQVRDYNSKNGTIKWH SIRRHKRE
WIKFAAACREGEDNSKRNPIAKINSDCSANEQITYRISGVGIDQPPYGVFIVNP
KTGDINITSIVDRELTPFFTIYCRALNSRGEDVERPLELRVRLDINDNPPVFSQ
TEFVGGIEENSYPNTLVMTLNATDADEPNLNLSKIAFKIISQEPAGAPMFI LN
HTGEIRTMNSNSLDREQQSSYSLVVQGADRDGASDGQSSQCDCRIKIIDVNDNF

PYLEQSSYSVSIENILNSELIRFRAIDLDEEFSDNWLAQFFFISGNSGNWFEIVT
DSRTNEGILRVIKPLNYEDAQSMVLSVGVNRNVAEFHHSVRSQYRVQGSSITV
KVINVVEGSVFTPASKTFILQRGMGANSLIGSYQAIDLDTGRPSTTVRYIIGSNP
GDLLAVNSRTAEITFKRQVTREIYSQVNGRYVGTILSIDDAQRTCTGTIVLDL
NDVFDINDSNNSGGQAGGQGSSTGGGGPGGPGGPEGTATVGPSGFTDSSFQG
SSTSGGSDKDTNTESPGYDGGRGNGKAYFGPAGIGLLILGFLMLLLVPFLMT
CDCGGASAVGGGFQPVPECTPEGAIHSWAVEGPQPEDRDITNICVPMTTTNE
GMDTCGVYTNEYGGREVRDIGGGGMGGGASGLEMTTGVKTSVVEVCPGH
SGTLLRNSMMDYREGGVNSNFVKNYFCQKAFAYADEDEGRPSNDCLLIYDIE
GVGSSAGSIGCCSFIGEDLDDSFLDTLGPKFKRLADISMGKDVESFTETEHW
TTESAEPSYPSQGPDTLVNGCPPVPPFGTTTVVSETTYPSGPGVQPATPIPDPL
GYGNVTVTESYTTSGMTLQPSAHVHDPRHGSNVVVTERVLGPMMSGDFHGM
LDVPNLRDSSNVIVTERIIAPNSRLPNTLTLPDPRDSSNVVVTERVIRPSSGLMG
NINIHPELSGAHNVIVTERVVSGAGTTSGLLGGGLDTSMSGGGMSLSGGTL
GMSGVGGGSSGLSGAGMSGSATIGHMRTSDHFNQTIGSASPSASRSRITKYST
LQYSK

>Ornithorhynchus_anatinus_Cdh18 oan_XP_007653688.1_e_1.1e-57

MRITSTSCLCPVLVCLCFVQRCHGTAHHSSIKATGNQTKHVEGETEVHHRPK
RGWVWNQFFVLEEHMGPDPQYVVKLHSNSDKGDGSVKYILTGEAGTIFIID
DTTGDIHSTKSLDREQKTHYVLHAQAIDRRTNKPLEPESEFIIKVQDINDNAPK
FTDGPYIVTVPEMAEMGTSVLQVTATDADDPTYGNSARVVYSILQGQPYFSV
DPKTGVIRTUALHNMDREAREHYSVVIQAKDMAGQVGGLSGSTTVNITLTDV
NDNPPRFQPKHYQLYVPESAQVGSVAVGKIKANDADTGSNADMKYTIINGDG
AGIFSISTDKETREGILSLKKPLNYEKKKSYILNIEGANTHLDFRFSHLGPFKDV
TMLKIIVGDVDEPPLFTKPSYIMEVYENAKIGTVVGTVTAHDPDSANSLVRYF
IDHNPKEDRYFSIDANTGTIRTTKVLDRREETPWHNITVAASEKDNLGLLSHVA
VGIRVLDVNDNPPELAMEYDVVVCENSKPGQVIHTISAVDKDDFANGPRFHF
FLDESHSVNPNFTLKDNEDNSASILTKRRRFSRTSQDVYHLPVVIADGGLPSLS
SSCTLTIRVCACERDGRVRTCHADAFLLSSAGLSTGALIAILLCVVILLAIIVLFI
TLRRSKKEPLIISEEDVRENVVTYDDEGGGEEDTEAFDIAALRNPSAAEELRY
RRDVQPDVKPPTPPPSEPHRPSPHLGGLDVQEFIRRRLAEADVDPSPVPPYDSL
QTYAYEGRRSEAGSISLDSATTHSDQDYGYLGDWGPEFRKLAELYGDIESER
TT

>Ornithorhynchus_anatinus_Cdh12 oan_XP_007653690.1_e_2e-59

MLTRNCLSLLLWVLFHGGLLTPLQPLPPQTSAAADSRENVIAMSGRPLPAQRV
KRGWVWNQFFVLEEYMGSEPQYVGKLHSDLKGVGSVKYTLSGDGAGTIFT
IDETTGDIHAIRSLDREEKPFYTLRAQAVDIDTRKPLEPESEFIIKVQDINDNEP
KFLDGPYVASVPEMSPVGAYVLQVKAMDADDPTYGNSARVVYSILQGQPYF
SIDPKTGVIRTUALPNMDREVKEQYQVLIQAKDMGGQLGGLAGTTTNNITLTD
VNDNPPRFPKSIFHLKVPESPVGSAIGRIRAVDPDLGKNAEIEYNIVPGDGGN
LFDIITDENTQEGVIKLLKPLDFETKKA YTFKVEASNLHLDHRFLSVGPFKDT
ATVKISVLDVEEPPVFSKGLYTMVEYEDTPVGTIIGAVTAQDLDLGSSAVRYF
LDWKNDGDSYFTIDATEGTIATNELLDRESASQYNFSIIASKVSNPLLTSKVNV
LINVLDVNEFPPEIFVPYETTV CENAKPGQVIQLIGAADRDLSPAGQLFSFRLSP
EATLKNFTVHDYKNNTAGVETRRNGYSRRKQELYFLPIVIEDSSYPVQSSTN
TMTIRVCRCDSGTLTLLSCNVEAIFLPVGLSTGALIAILLCHILLAILVILYVALRR
QKKKDTLMTSKEDIRDNVIHYDDEGGGEEDTQAFDIGALRNPKVIEENGMRR
DIKPEPLCLPHQRPPAEDNTDIRDFIQRLQENDMDVSAPPYDSLATYAYEGN
GSIAESLSSIDSLATDADQDYDFLVDWGPFRKVLADMFGEEESCNPDKVT

>Ornithorhynchus_anatinus_Cdh2 oan_XP_007665830.2_e_8.9e-58

MCPGKGPRLPLLLLLLLLLLNLHQAPIEATGEGAF CRTGFPEDEVYNAVLSRGM
REGQRLNAMFNCCNGDRRVQYASSEPADFRVDEDGVVYAARGFQTPPEQA
EFTIYAHDVETEEKWQMAIKLTLEPTGMESALPEKSLQERQKIEEIVFPHPQPK
QTSHLQRQKRDWVIPPINLPENSRGPPQELVRIRSDRDKNLSLRYSVTGPGA
DQPPTGIFIINPISGQLSVTKPLDRELIARFHLRAHAVDINGNQVENPIDIVINVI
DMNDNRPEFLHQVWNGTVPEGSKPGTYVMTVTAIDADDPNAQNGMLRYRI
LSQAPNTPSNMFTINNETGDIITVAAGLDREKVQQYTLIIQATDMEGNPTYG
LSNTATAVITVTDVNDNPPEFTAMTFYGEVPENRVDVIVANLTVTDKQDQPH
PAWNAIYRITGGDPTGRFAIQTDPNSNDGLVTVVKPIDFETNRMFVLTVA AEN
QVTLAKGIQHPPQSTATVSVTVIDVNNENPYFVNPVKLVRQEEGLRAGTMLTTF
TAQDPDRYMQQNIRYTKLSDPANWLKIDPINGQITTVAVLDRESPNVKSNMY
NATFLATDNGIPPMSGTGTLQIYLLDINDNAPQVLPQEAETCETPDPNSINITA
LDYDIDPNAGPFAFDLPTNPATIKRNWTITRLNGDFAQLNLKIKFLEAGIYEV
IITDSGNPPKSNTSILRVKVCQCDSDNGDCTDVDRIVGAGLGTGAIHAILLCHILL
ILVLMFVWWMKRRDKERQAKQLLIDPEDDVRDNILKYDEEGGGEEDQDYDL
SQLQQPDTVEPDAIKPVGIRRLDERPIHAEPQYPVRSAAHPHGDIGDFINEGLK
AADNDPTAPPYDSLLVFDYEGSGSTAGSLSSLNSSSSGGEQDYDYLDNDWGPR
FKKLADMYGGGDD

>Ornithorhynchus_anatinus_Cdh22-like oan_XP_028905409.1_e_3.9e-40

MALRPARPAFLARVPLTLGLVLFYYCFSIGITFYNKWLMKSFHFPLFMTLLHL
AVIFASSALARTALSRFQARARVVLGWPDYLRRVAPTALATVLDVGLSNWSF
LYITVSLYTMTKSSAILFILMFSLIFRLEEPRAGLVLVVVLVAAGLFLFTYKSTQ
FDADGFALVLAASFVGGARWTLTQMLLQKAELGLQNPIDTMFHLQPLMFLG
LFPLFAAVEGLPLSTSRKLFRAEGAGALAGVLCALLGGGLLAFGLGFSEFLV
SRTSSLTSLIAGIFKEVCTLLMAAHWLGDQINLLNWLGFACLSGISLHVTLKA
LSAKGEPDPRTPKGAHADPDLELLLWSREDDDDDDPEDEDGPPRDRGGGEA
AGARFMLWVSEREPFYSLLSRPSKQLHEAAVGPAPAAGESSRGPLVPPQP
LDFEAQASHTLLLEAANKYLDPRFSGRDQAVVRVTVDVDEPPEFRPPGGPL
EVAEDARVGLSVATVTALDPDATNSPIRYAIDPASDSEIFDIDAYTGAVVTG
KGLDRETAGWYNITVLAMEADNHAQISRAVLRQILDVNDNPELTAPFEVA
VCEDAQPGQLIQTISVVDRDEPQGGHQFYFRLVPETGHDADFSLLDIKDNTAA
LHTRRTGYSRGAGGVFLLPVLVSDGGRPALSSSTGTLTVRVCLCDRAGR VHSC
NATADHPARHRTPARLPGALSALLVALLILTVFALLILTLKRHHKGRGPDE
DEDTRDNVIKYNDEGGGEQDTQAYDMTALRGLYEPGAAGGEGVPEGLPGVL
ALLPRGRPPSPEPDFGLFRDLSRKVALADSDPWVPPYDALRTYDEEGGASPA
ATLSPLPSPSSASDPDPDLPFAFLDAWGPRFRPLAALYAGLPPGEDFQGDG
GQES

>Ornithorhynchus_anatinus_Cdh11 oan_XP_028906277.1_e_7.5e-62

MKENYCLHAALACLGLLCASQALATEKLNRFQLPLHAHHEMGKEGQVLHRS
KRGWVWNQFFVIEEYTGPDVVLVGRLLHSDIDSGDGNIKYILSGEGAGTIFVID
DKSGNIHATKTLDREERAQYTLMAQAVDRDTNRPLEPPSEFIVKVQDINDNPP
EFLHENYHANVPERSNVGTSVIQVTASDADDPTYGNSAKLVYSILEGQPYFSV
EAQTGIIRTALPNMDREAKEEYHVVIQAKDMGGHMGGLSGTTKVTITLTDVN
DNPPKFPQSVYQMSVSEASVPGEVGRLLKAKDPDIGENGLITYNIIDGDGVDM
FEITTDYETQEGVVKLKKPVDFEAKKAYSLKVEAANVHIDPKFISNGPFKDTV
TVKIAVEDADEPPVFLAPSYVHEVQENAAAGTVVGRVHAKDPDAANSPIRYS
IDRHTDLQFFNINPEDGLIKTTKPLDREETAWLNISVFATEIHNHRHQEAKVPV
AIRVIDVNDNAPNFATTYEAFICESDQTKPLSNQPFITISADDDKDDTANGPRFIF
SLPPEIIHNPNFTLRDNRDNTAGVYVRRGGFSRQKQDLYLLPIVISDGGAPPMS
STNTLTIKVCDCDHNGSLLSCNAEAYVLNAGLSTGALIAILACIVILLVIVVLF
VTLRRQKKEPLIVFEEEDVRENIITYDDEGGGEEDTEAFDIATLQNPDGINGFIP

RKDIKPEYQYMPRPGLRPAPNSVDVDDFINSRIQEADNDPTAPPYDSIQIYGYE
GRGSVAGSLSSLESATTDSDLDYDYLQNWGPRFKKLADLYGSKDTFDDDS

>Ornithorhynchus_anatinus_Cdh5 oan_XP_028907692.1_e_5.5e-48

MARPILLLSLIVAGAGARLAGGDGEGAPSGGQRVERAPAPRRLKREWIWNQL
HIMEEINTPLPHHVGGKITSSVNNKNAKYVLQGPYVETIFKVKEDTGDYIAYEK
LDREKIAEYHLTALIIDKYTNRNLEPPSNFTIKVYDVNDNVPEFVQKEFNGSVP
EMSPVGTSVTRVTAVDADDPTVAGHAIVQYTIISGQKYFMVDPTGLISTAVN
DLDREKQSFYEIVVQAKDSPGLYGGDSSTATVKITLTDINDNFPKFTQTRYRF
NVSEDIRVGNQVDSLTVEDIDEPQNRKTKYNFVQGDYRDTFEIEADALANKG
IHKAKKPLDYESIJSYKFTVEASDPTIVHHGRQTPHYKSNAEVIIHVLDVDEPP
VFRPYYVYTLKENIKVNVIGRVVATDPDAEKRTIRYSIRSHSDKGNFFKISKQ
GDISNTKPLDRETQPWYNLTIEAREINRDGSPTDKESIVQVHIEVLDENDNAPE
FAQPYEPKVCENAAPGTLVMRISAADKDKMPPGAKFKYSLGTGDSNFTLTEN
HDNTANITIRFGQFDREKAKVHYLPVVISDNGTPDLTSTNTLVISVCKCNEQG
EFTFCDEPVKQVGVSIQALVAIFLCILTIIVITLLIILRRRQRREAKVLRKSGAEI
HEQLVTYDEEGGEMDTTSYDVSVLNSVRKNGLKPPRPALEARPSLYAQVQ
KPPRHVNAGTGEMAVMIEVKKDEADHDGGGPPYDTLHIYGYEGAESIAESLS
SLGSDSSSSDIDYDFLNDWGPRFKMLAELYGSEARPKVGY

>Ornithorhynchus_anatinus_Cdh8 oan_XP_028908032.1_e_1.3e-59

MSERLVVMLLDLWTPLMLLWITVVPQMSMAPLNHSQLLPTDSNVELDGLID
DQRVLNRSKRGWVWNQMFVLEEFSGPEPILVGRLLHTDLDPGSKKIKYILSGD
GAGTIFQINDITGDIHAIKRLDREEKAEYTLTAQAVDWETSKPLEPPSEFIIKVQ
DINDNAPEFLNGPYHATVPMSVLGTSVTNVTATDADDPVYGNSAKLVSIL
EGQPYFSIEPETAIKTAALPNMDREAKEEYLVVIQAKDMGGHSGGLSGTTTLT
VTLTDVNDNPPKFAQSLYHFSVPEDVGLGATIGRVKANDQDIGENAQSSYDLI
DGDGTALFEITSDSQTQDGIIRLRKPLDFETKKSYSCLKVEASNIHIDPRFSSRGP
FKDTATIKIVVEDADEPPVFSSPTYLLEVHENAAINSIVIGQVTARDPDVTASPI
RFSIDRHTDLERQFNINAEDGRVTLATALDRETNMWHNITVIA TEIRNHSQISR
VPVAIKVLDVNDNAPEFASEYEAFLCENGKPGQVIQTVSAIDKDDPKNGHFFL
YSLPEMANNPNFTIKKNEDNSLSILTKHSGFNRRQKQEVYLLPIIISDSGNPPMS
STSTLTIRVCGCSSDGVVQSCNVEAYVLPIGLSMGALIAILACIILLVIVVLFV
TLRRHKNEPLIHKDDEDVRENIIRYDDEGGGEEDTEAFDIATLQNPDGINGFLP
RKDIKPDQLQFMPRQGLAPVPNGVDVDEFINVRLHEADNDPTAPPYDSIQIYGY
EGRGSVAGSLSSLESSTSDSDQNFYDLSEWGPRFKRLGELYSVGEDSKET

>Ornithorhynchus_anatinus_Cdh20 oan_XP_028909513.1_e_2.6e-47

MSGVQRWLGLGVSLYVCGLLEPSTVVRPGPAAASLGTPEADGPHPRAKR
SWVWNQFFVLEEYTGTEPLYVGKLSHSDMDRGGDSIRYILSGEGAGAVFTIDD
ATGDIHATQRLDREERPQYTLRAQALDRRTGRPMEPESEFVIKIQDINDNEPRF
PDGPYVATVAEMSPVGTSVIQTATDADDPSTYSSARVVYSILQGQPYFSVD
SKTGLIRTALMNMDREAKESYEVIQAKDMGGQLGGLAGTATVNISLSDVND
NPPRFPQKHYQMSVSESAPVSSTVGRVFAKDPDEGINAEMTYSLLEGDGLDA
FDISTDPDFQVGIITVRKPLSFETKRSYTLKVEGANRHSELRFLSLGPFQDTAT
VHISVEDVDEPPVFELGTYFVEVPEDVEIGATVRTLSAADPDVTNNSIRYSIDR
SSDPGRFFYVDITTGALMTARPLDREEVPWHNLTVLAVEMNNPAQIGSVSVT
VKVLDVNDNAPEFPGFYEAFCENARAGQVIQTLAVDQDDPQDGGQHFYYS
LGPEAANNANFTLWDNRDNTARVLTRRSRGRQLEQKTFQLPILVADGGRPPL
SSTGTLTVHVCSCDEHGDVLSCEAEALGLPASLSPSALIAVLACVFVLLVLLV
VVLVSWRRRRKRPCVPDDEENVHENIVRYDDEGGGEEDTEAFDIAAMWNPRE
ARAAGGMAGGCGDPSPEIASLSGQVAWGGGGVQGYVLAKLHEADADLWAP
PFDSLQTYVFEGAGSAAQSLSSLHSAAGSDSDQSFDFLTGWGPPFQKLAAMY
GVSEARGPPW

>Ornithorhynchus_anatinus_Cdh6-like oan_XP_028909822.1_e_1.8e-61

MQTNATNCRHDSNLDPAAKLSSEPRADVRWREDEAGEAALRPSGGGGGR
RQRRGGRGRTRRAAAALLMPARMRAHCLWLLFWLGQPHSTSSPLPRRISS
LEEQGPVPAGSLNSHGGQGLSRSRWSMWNQFFLLEEYTGSDYQYVGKLSH
DQDRGDGSLKYILSGDGAGDLFIINENTGDIQATRRLDREEKPVYVLRAQAV
NRRTGRPVEPESEFVIKIHDINDNEPLFSEDVYTATVPEMADLGTFFVQVTAT
DADDPTYGNSARVVYSILQGQPYFSVESETGIIRTALLNMDRENREQYQVVIQ
AKDMGGQMGGLSGTTTVNITLTDVNDNPPRFPQSTYQFRTPEAPPGTPIGRI
KAHDADVGENAEIEYRIADGEGSDMFDVSTDQETQEGILMVKKVLDFEKRR
AYSLRVEASNPRTESRFLHLGPFQDATTVRVAVEDVDEPPVFGRRAYILQVRE
DAPLNSTVGSVDAQDPDGAKNAVRYSVDRHTDMDRIFNIDSVNGTVFTSKPL
DRETLQWHNITVIATEIGNPRQSSRVPLFIKVLVDVNDNPPQLDQAYETVCEK
ATAEQLIQTLAVDKDDPHGGHQFSFSLPPEAVNSANFTVQDNRDNTAGIFTR
KNGYSRHEMSAHFLPVVIADGEHPAQSSGTVTVRVCACDRHGNMQSCSAE
ALVHPAGLSTGALMAILLCGVILLVTVVLFAALRRQRKKEPLIISKEDIRDNIV
SYNDEGGGEEDTQAFDIGTLRNPEAIDDKKLRDIVPEALLPRRTPAVRENT

DVRDFINQRLKENDLDPGAPPYDSLATYAYEGSGSVAESLSSLGSVTTDGDQ
DYDYLSDWGPRFKKLADLYGGADSDRGS

>Ornithorhynchus_anatinus_Cdh10 oan_XP_028909918.1_e_2.9e-60

MTTPRVPLLLLWIGLPHLCSTEMFFRRVSEHQAKVLMAHSPASDGKVLHRQ
KRGWMWNQFFLLEEYTGSDYQYVVGKLSHQDKGDGSLKYILSGDGAGTLFI
IDEKTGDIHATRRIIDREEKAFYTLRAQAINRRTLRPVEPESEFVIKIHDINDNEP
TFPEEIYAASVPEMSVVGTSVVQVTATDADDPSYGNSARIISILQGQPYFSVE
PETGIIRTALPNMNRENREQYQVVIQAKDMGGQMGGLSGTTTNNITLTDVND
NPPRFQNTVHLRVPESSVGTAVGSVKATDADTGKNAEVQYRIVDGDGTD
MFDIMTQKETQEGILTVRKPLDYESRRLYTLKIEAENTHVDPRFYLLGPFKDT
TIVKISIEDVDEPPVFSRSSYLFEVHEDIEVGTIIGTVMARDPDSASSPIRFSLDR
HTDLDRIFNIHAGNGSIYTSKSLDRELSQWHNLSVIAAEINNPKETTRVSVFVR
ILDVNDNAPQFAVFYDTFVCENARPGQLIQTISAVDKDDPLGGQKFFFLAAV
NPNFTVQDNEDNTARILTRKNGFSRHEISSYLLPVVISDNDYPIQSSTGTLTIRV
CACDNQGNMQSCSAEALLPAGLSTGALIAILLCIILLVIVVLFALAKRQRKK
EPLILSKEDIRDNIYSYNDEGGGEEDTQAFDIGTLRNPAAIEDKKLRRDIIPETL
FIPRRTPSAPDNTDVRDFINERLKEHDVDPTAPPYDSLATYAYEGNDSIAESLS
SLGSGTTEGDQNYDFLREWGPFRNKLAEMYGGGESDKDS

>Ornithorhynchus_anatinus_Type III Cdh oan_XP_028918106.1_e_2e-15

MSSWGQGGESLQIDPATGWLYVSHPVSVQVPRIGCRIVATDGGNRSSTMELNV
TVTGVLPQPPVWEQGDYWISIPENTTRGTRIMTLKAISPFGDPRVTYDLEEGRI
LEANTPIHFYLKPNRLDGSAAALLVAESLDFETTPFFTLRVRARNLAPVPLASFT
TVYINVTDVNDNVPFFTSSTYEAAPPEGAKIGTAVVQVLATDFDSDLHGKVVQ
YVILKDPAGDHQFFTINPRTGVIFSEASFDREEKGCYLIEVQSRDSSESAPGM
LGQPNTDRACVRIWVIDVNDNAPAFLOPIYKARIEEDKKRGHAVITVTAKDK
DEGPSTKLRVYQITSGNERGTFDMDRQVGTVFVAQALDYEQERLYRLRLVSD
GKWESHTEVLIHVVNQNDEAPLFSQKEYHLHVLEELRELPIGILQVFAMDPD
QEQADQALRYSLRGQGTGGEFLIDEVTGQLSSWKSLEKRSVWHFLVLATD
ENGEGLTGFAVVVKVDDINDQAPFFLCATDDCFVGHVPEDAPAGTAVLDM
AAVDLDDPRAGKNAALAYRISHSAQNNTYLDLFSVHPTTGTIYTLRKSLE
ERDEYLVVVEVRDGGGLTGTGTATILVSDVNDHAPVFTRDVYTASVSESADP
GSQVAVVSATDWDEGENAAVTFSILEGDPERKFFMETDRGSRRGWIHLRKKL
DFERPHERVFNLTLRVEDADFFSLSRCVVQVEDANDHVPTFSPRYDVPALRE
DVALGTVIAQVSAVDLDSGPNRVSYHLQDQPYAGGRFSVDGDGRVKVAGP

LDREAVGQHRLVILAVDEGRPALTG SATVLVTLRDVNDHAPTFEVPYRPVV
WENTAAPRVVPMNETSP LLYAMDRD SAAHGAPFSFHLLSGTAPFSLRDLHNG
SALLTALSTFDREVQETFHLPILITDSGDPHLSATHMLTVTVGDRNDHAHAPG
HLECLVYAFEGNLPTMVLGQVHALDVDVWDEKTYHLEGKASRHFFLNGTSG
ILSIKEGIPPATYNLEV KVSVDG VWPDVISTVKVIVKEIKEDAIRNAGSIRIPNLT
AEDFIFQPPGQDSKYNQVKKVLSEIIPVQPENIDLFSVLDHQGQSQGIDIWFAA
GGSSYYKAEKLN GNVA AAKTQLESLLGVDITQVGIDECANVNC SQGTGCVSS
SDHSPVPSVVTAGNVSLASITMLNSAQCFCAARESRLSCSTYKTD PCLNGGT
CVDTELGFRRCRCPVGF RGPECQQTQRTFRGVGYAWFPRIKPCSENHISLEFITE
ERDALLYNGPVAEVQPGEAEDFIALELRDGVPCMLMLNRGSGPLFLQLSPEVN
VADRHWHHLKIFTNGKKVKLILDHCINASAKEESEKASWGESSHCEVSEEIPG
SKRFFNIQQPLQLGGVKKFLPYHSAETHLRGFGVGCVRNLVVNSKVYDLEQPA
ESLHSSPGCGVTDGMCGEDGDSPCGPHGTCTGEWSSFSCSCQPGYTGAKCDK
VLPEWSFGRDSWLRFKLKGPLSAHQTHVQLMVRTRASSGTLLSLASAAGPG
HIRLEV VNGHFGMDFSLGEEKHTVQLPTPRVDHGQWVLLQLERYAQEFTLR
VNDGGGDREATLV TGTRWRFEIDQEGVLLGNHLLNHSESD FQGCMRDVQLN
GRPLLVESKSAGFGLILGSQGVTVGCHSRACSIKPCYSPFHCVDLWRKYECRC
PAGRVELIDGLTGLKQCSPPPCEPGSCRNGGTCVGRSPEKFICRCLDGF RGKW
CEISRAKTASPGGLSSGSILAIMGLLVFLALLVSYTVWSQWGRARFQKGEVY
RVPKKHESREDARGNIFNSNEEGGGEHELISRAADEFKRPRPPGCIPQLSDLS
PQEPHPGPGKDTQLTCVIHPQPREANLAAASGPDATDSASPGAEEAGSEGQNL
PGDTLYGVRFGGWGTLAGSPSSLGSPKKVGDVDDDSLKESGSDFDPLKDLYE
LSEGQL

>Ornithorhynchus_anatinus_Cdh7 oan_XP_028922565.1_e_2.2e-60

MKLGRVEFCHLLQIIGLFLCLSGTNQVELSRSKSKPYFQSGKSRTKRSWVWN
QFFVLEEYMGTDPLYVGK LHSVDKGDGSIKYILSGEGASSIFIIDENTGDIHA
TKRLDREEQAYYTLRAQALDRLSNKPVEPESEFVIKI QDINDNEPKFLDGPYT
AGVPEMSPVGT SVVQVTATDADDPTYGNSARVVYSILQGQPYFSVEPKTGVI
KTALPNMDREAKDQYLLVIQAKDMVGQNGGLSGTTSVTVTLTDVNDNPPRF
PRRSYQYNVPESLPVASVVARIKAADADVGPNAEMEYKIVDGDGLGVFKISV
DKETQEGIIAIQKELDFESKTSYTLRIEASNKHVDPRFLSLGPFSDMTTVKIIVE
DVDEPPIFSSRLYRMEVSESTQVGNIIGTVA AHDPDSSNSPVRYSIDRNTDLER
YFNIDANSGVITTA KSLDRETNAVHNITVLAMESQNPSQVGRGYVAISILDVN
DNAPEFAMDYETTVCENAQP GQVIQKISAVDKDEPLNGHQFYFSLAAEAANN

HNFSLKDNKDNTASILTRRNGFRRQEQSVFYLPVFIVDSGSPSLSSTNTLTIRV
CDCDADGVAQTCNAEAYILPAGLSTGALIAILACVLTLVLVLLIVTMRRRKK
EPLIFDEERDIRENIVRYDDEGGGEEDTEAFDMAALRNLNIIRDTKSRRDVTPE
IQFLSRPTFKSIPDNVIFREFIWERLKEADVDPCCAPPYDSLQTYAFEGNGSVAES
LSSLESISSNSDQNYDYLSDWGPRFKRLADMYGPGQDSLYS

>Ornithorhynchus_anatinus_Dsg3 oan_XP_028924267.1_e_1.9e-07

MDWLSSRVVGVLLILTVVLEVNSELHVKVNEEKDLAPWPSIRRHKREWVKF
ARPIRERDDNSKRNPATIHSDFQEKQHIKYRISGVGIDRPPYGVFIIDENTGAIN
ITAIVDREEIDTYLINCRAVNDWGQDVENLLVLRVKVLDINDNPPIFSQSVFSG
QVEENSPTNTLIMAVNATDADEPNTLNSKIAFKIISQEPAGAPMFILNRHTGEV
RTMTNTLDREQFSSYRLLVRGSDLGAEHALSSDSEIKIEIKDVNDNFPPFQHS
EYFAQIEENSLSELIRLKVTDWDETFSDNWLAEFFFTSGNEGKWFIEHTDKIT
NEGILSVVKTLDYEQMQNVQLGIAVKNVAEFHYSVIHQYKIQSTPVKIKIINV
KEGIVFKPPVKKFTVQRGISGQAFINYILGTYVAIDEDTGRAATSIRYIMGRNE
GGLLAVDSRTAEIRFVKVVERDSIFIINKTFTAELAIIDESGKTATGTVLVEIPDF
SESCPIIGIDRKTVC SKLPSIIVTARAPGSNQNQGPFTFSVSNQPPRQLLWTIQAL
NATAAEVRAQQPLSLGTHSVSLFVKGGQDQNCASETLTLLVDCDCSNQRCI
DQGTTPPTSLPGGKTS DRK GWKRARLGPAGIGLIILGLLLLLLVPLLLFCDC
GAGTFPGVGAGFIPVPEDPDGGLHKWGIEGAQPKDKEMGQVCGSTTIVANGT
ECVENSGEVCTNAYAGGAVVEGASGMEMTTC SRHVTASGFEVTNGLAGFCG
TRSRHSTGGTLRECAEESVNMAFLDSYFSQKALACSDDDVHRVNDCLLIYD
DEGIEAPKSPTGSGCCSFIADDLDDSFLLDDLGPKFKKLAAISLGLDDENQAT
QSSMLTPGSQCQALSPHLPCAGSPSPTPCVSVC DPLP MAPVSDPLHQGNFLVT
ETYTSSGSFCQVPAGTIDSRNMVVTERVFCVPSSRGNLGTSPELSRSRNVIYS
EEPCSVLI

>Ornithorhynchus_anatinus_Dsc1 oan_XP_028925097.1_e_6.4e-10

MAAAGGASGRSILCLPFLCSVLVLSSFCEACKKVVLKVP SHLQAGTLVGKVD
LDECLTSANIILSNPDFRVLEDGSVYATNTIRLSSEQKAFTILLSDTQKSEQKE
LEILLLPQGEKTRIKRQAKNTVLKRTKRKWAPIPCSLMENS LGPFPQQIQQIQS
DAAQNYTIYYSIGGPGVDKEPFNLFYIERDTGDIYCTRSVDREQYESFQIIGYA
TTPDGYTPEHPLPLLIKVEDDNDNAPYFENQVNSYSVMENC RVGMTV GQVT
AKDKDEPHTLHTRLKYTILKQIPDTHRAFTIHPESGVITTTNLLDREECHTYQ
LIVQAQDMGGQPFGLRGTGTVTITLEDENDNSPVFTQASYIAQVEENTVNVEI
LRLRVEDKDIPNSPHSRANYTILKGNENGNFRITTDPRTN EGVLCVVKALNYE

EIRQMLLVIGVVNEARFSKGGNSRGVTMCTTEVTVNVRDQDEGPECNPPIKVI
QSKDGLKVGSEIFGYQAVDPETGNSEGLRYQKLSKDNWFEINESTGTLRTV
KELDRESKFKNNQYNVTVSARDAVGRTCTGTLVVLMEINDNAPRIIQNDV
IICHPANDFVELKAVDFDEPENGPFSFALDNSAIKFWTIEKKTDTTAQLHLRE
TLKYDNYSPIMVTDHRHGHGKMTPLKVRVCQCTVPSECPRGVQKGGSSSDIR
LGRWAILAIVLGSALLLCVLLTCVCATAKRTVQKCFPEDIAQQNLIISNTEGPG
EEVMDANIRLPNQSISICDPVCVGTGGQGIKTGGHQNFEMVKGGGHHTLES
CKGGGQSMMDTGRYAYTDWHCFTQPRLGEKVYLGCQDEEHKHSEYVLSY
NYEGKGSAAAGSVGCCSDQQUEEGLEFLVHLEPKFKTLAKTCLKQ

>Ornithorhynchus_anatinus_Dsg2 oan_XP_028925151.1_e_3e-09

MEGRGARLGALLLLLLLLLLLICFDVKGKGLHFEILKSREGKGWRSHRTHLGRQ
KREWITAPVTLMEEEDLSDKNPIAKIQTDHVQNKNLKVEYRITGKGITKAPFN
VFNYSKYTGELFVLKLDREKEAMYQLTCVAVDENDHVLEKPLELRIKVLD
KNDNRPNFTESVFGQVEESSPPGTSVMQISATDADEPNTLNSRITYMISRVS
LQKPFKINNETGEIRTLGSHLDRETQSSYTLTVEVTDLPNGISHPITAQALIK
ILDVNDNFPKAEEMEYEGTIEENQVNVTVMRIKVTDKDEKSDSNWLANFTF
VSGNEGNYFQIETDPETNEGIITLVKSVDYEELNIDLSILVTNKAPFHPSLKYR
PKPISIKIKVKDVDEGIYLNPFQVVHVRESKEETPPLNVIGKFFVAYSRTGKI
AAKYVKGEDRGGWITVDSVTSEIRFAKAPDYESRFVQNGVYTVKILAIKES
LPQNTATGTLEIHVVDINDNCPKLVDPVKTLCEGEEFVNVTAVDLDDFPNSAP
FTFTVIDDPPGIANVWIIGHQESNSVLLQPKHLKLGRSQVQLSVKDNQGLNCP
EKQFLKLTVCQCVSGGGCLYPHRSNVQLGSGAITLMILALLLLLLVPLLLL
CQCGERTKGFTAITDGPVEMRLRLWNEGAPPEDKSLPPVLLDHNETFSRTEA
RLNITEIDTSAGKGRLTMANGGWEEHAGFVGTINSKMSDGAMKPYEYPGAA
TVQNEETLRKFLVDKAAA YA EEDQAHTAQDCLLVYSQEENEGSPAGSIGCCS
FIEGDLDDCFLDDLGDKFKTLAEICSESLHAASRVAGASWSSYDERSRSGAGA
SSLPGPWAGAETNAEALSQAIAERSSSQVAAALSPPLTLGVRNVTATDAA
YSGASLQSPRHGAEAHPEALTRQVITETSSSKQAMAFAPSLPETRATRSALAT
EISYSSSLQPPQPLSEHTTHQVITEISSNQGAAFSPTLPRSPNGNVLVTEKSY
TSSSGLQPGTLILDSQLPQKLVAESVLAPGSRLVENNIVVTETVVNDCGPVG
SVLSVQDLADSRVYVVRETESVLTPTSALPLPN

>Ornithorhynchus_anatinus_Dsc2 oan_XP_028925568.1_e_8.9e-10

MATSSSSSSSSSSSAGRGRLLRGALRPLPPPLLILLCLGFLSFACEACKTVT
LNVPSKLEAEQFVGRVNLEECLKTANLIHSVDPDFRVLEDGSVYTTNAIVLSS

EETFTIELTDTQKQDQKKIVVLLAPQIQTPKKRHAKEKALKRAKRRWAPIPC
SITENSLGPFPMFLQVQSDTQQNYTIFYSISGPGVDREPINLFHIERDTGNLYC
NRPVDREQYECFELTAYATTSDGYSPLEPLPLLIKVEDENDNTPVFTQLIYNFN
VTEHSRPGTIVGQVCATDADEPDTLHTRLKYQILEQYPSSPRLFSINTKTGVIT
TASSQLDRERLDKYTMILKVQDMDGQHFGRWSTATTVVCIGDVNDNPPVFT
KSSYTASVEENTVNVEILRMTVEDKDLINTANWRANYTIVKGNENGNFRIVT
DPKTNEGV LGVVKSLN YEETRQVLLQVGACNEAPFFRDGTSKTVSMATAAV
TVNVLNQDEGPECVPAVQFTRVKENVPVGRINGYSAKDPESKASTGIRYQG
LSDPKHWFTVDENTGSITTTKLLDREAPGIVNNLYNITVLSKDQSGRSCTGTL
AVILEDVNDNAPIPTTYATICKTSLGSAEIWAIDPDEPNNGPPFEFTLGSGSDV
QKMWSLTRINDTAARLRHRNDPPFGSYIVPIVVKDRLGLASTNTIKVNLNCNCV
TVGECTDRDINTGNGVVAKLGKWAAILMILGAALLGCILFTLICGAAGSKKD
VKTFPDDLAQQNLIISNTEAPGDDRVCSTNGFSTQATNTCGHVCGGTLGPAV
KNGGQECFEMVKGGHQTLDSCRGGHQTLDSCRGGHQTLDSCQGGHHTLDS
CRGGQVETDNCRYTYSWQSYTQPRLGKVNLCNQDEEHKHAQDYVLSYN
YEGKGSAAAGSVGCCSDRPEEEGLEFLDHLEPKFRTLAEACIKR

>Ornithorhynchus _anatinus_ Cdh26-like oan_XP_028926502.1_e_3.8e-07

MCFLQEHHNTSQEEWTTGKIWVSLFKRRRLYGLATEHSVALTIPALGRLA
FHRSVKQQMYLQLLCGSWVVIKCFEICGWKAFVAPRNPRQFMRGQAVSRRP
PVLRGPLLLQMLLLLLLQISVLDTLFEVTDNLLKKGEECLQPLQRSRRRWIIT
TFELEEEEDQGPFKPFVKGKLFNNISFSISVKYFINGPGVNEYPEFGLFSIDDDLGN
IYVQRTIDREKTPYFMVRLDALEKTTGNIVDKSLIFKVGIKDINDNAPQFSEKE
YNISIKESHNSSISIFQVVAVDIDQKNTLNSQVTYLLVSQXPSQKEIRFRIDQNN
GKIQFSGCLDYETVNLFKLLIQASDNGNPQQTSTTVNVKVEDGNNHAPVFT
KENHEIQIYKQTSQDVLRLLVQDGDSPHTL SWAAKYKIVTGNEKKHXSIVT
DPETHQGILNIIKPLDYEIFPKKKL VISVENEDPLFLCERGILRNLTEAPRHHTV
NVELVNRNDPPQFHPAILIVREVEGTNPGKSLGIYKATDPDGYEDNIRYKLAH
DPAGWVRVNESSGEVVTEKQVDRESPYVNNSIYTIIVHAVDNGVPPETATGT
LMLFLFDKNDNSPTLISSVDICKMEEMGPIMVKAEDKDLHPFSGPFTFELED
VSGNIKDTWKLKYYGHSVELLILKSLPKGIYPVPFNIQDKQGLSNKQTLYVR
ICFCPDGHACEEQKDPIMGVGGAITVLVCACFLVLAVVLLSLLWCHFGSRTK
GTLVQIPYDEGIQTLIKYNIESEKTL SQVWTFEDQFSPQPLYSVTEK GKQNTQ
NSIKGKSSLESKLFEMINVGDVVMEKLYDISTQDDDTGT YQPHIYMEEGDS
DRAESLSSQDFSENVLP SDFLESLETKFSALENIYLKSALILRN

>Ornithorhynchus_anatinus_Cdh4 oan_XP_028926899.1_e_6.8e-56

MSPGSGMVLVALSFFGSLTAHNGDLTVRPVCKPGFSEDDYTALVSPNILEGQ
KLLKVKFSSCSGTKAVHYETNNLGFKVGSDGTVFAAHQMQLPPKQIAFKVT
AWDRQALKRWDTLVRLFVGEKPLLHTGHKQKGGKSTSLDLLQQPSVTLFPW
PQHQNSNGLRRQKRDWVIPPINVPENSRRGPFPPQLVRIRSDKDNDIPIRYSITG
VGADQPPMEVFSIDSMSGRMVTRPMDREERASYHLRAHAVDMNGNKVEN
PIDLYIYVIDMNDNRPEFINQVYNGSVDEGSKPGTYVMTVTANDADDSTAN
GMVRYRIVTQTPQSPSQNMFTINSETGDIVTVAAGLDREKVVQYTVIVQATD
MEGNLNYGLSNTATAIITVTDVNDSPPEFTATTFSGEVPENRVEVVANLTVT
DGDQPHSPNWNNAVYRIISGDPSGHFSIRTDVPTNGGMVTVVKAVDYEMNRA
FMLTVMVSNQAPLASGIQMSFQSTAGVTISVMDVNEAPYFSPNHKLIRLEEG
VPTGTVLTTFSAVDPDRFMQQA VRYSKLSDPANWLNINATNGQITTA AVLDR
ESVYIKNNVYEATFLAADNGIPPASGTGTLQIYLIDINDNAPELLPKEAQVCEK
PNLNVINITAADADIDPNIGPYVFELPFMPSAVRKNWTITRLNGDYAQLSLRIM
YLEAGVYDVPIIVTDSGNPPLSNTTVIKVKVCPCDENGDCCTTIGAVAAAGLGT
GAIHAILICIIILLTMVLLFVWWMKRREKERHTKQLLIDPEDDVRDNILKYDEEG
GGEEEDQDYDLSQLQQPETMDHVLNKAPGVRRVDERPIGAEPQYPVRPVPH
PGDIGDFINEGLRAADNDPTAPPYDSSLVFDYEGSGSTAGSVSSLNSSSSGDQ
DYDYLNWDWGPRFKKLADMYGGGDED

>Ornithorhynchus_anatinus_Cdh1 oan_XP_028931226.1_e_6.7e-54

MGTKRGCFCSLPSLAVSFLLLLIQAAPRQCEEVGGCQPGFSSDSYVFTVLRPH
LERDQVLGQVSFEDCSGSRRTAYLLEDTRFKVATNGVVAVKHPVWLHNLEM
SFNIHAWDATGNKLSTKVTLKRAAQHHHHQESSPGEHSKVLLFPQSHSGLKR
QKRDWVIPPINCPENEKGPFPKNLVQIKSNRDKETRVYYSITGQGADKPPMGI
FTIERESGWLVTEPLDREKIPKYILQSHAVTSDGKTVEEPMEIVITVTDQNDN
KPQFTQEVFEQSVVEGSSPGTSVMQVNATDKDDPNTYNAALVYSIVSQDPKD
PQDNIFTINPTSGMITLLTSGLDRETIPQYKLIVQVADMNGEGLSTTATAVINV
ADSNDNPPIFDSPVYVGQVRENEVNAEIVRLKVTADVPNTKAWKAVYSVN
NEDGFFVVTDPGTNEGILKTAKGLDFETKNKYTLYVTVVNEDPFAIELHTST
ATVTVDVMDENEAPVFVPPVKKVEVPEDFAVGQEITTYEAQDPDKFLQQKIT
YRIWRDDAKWLEINPDSGLISPRASMDRENIEYVKNNTYTALIVAVDNGNPA
TTGTGTLTLLTSDVNDNGPIPDPRKMDFCQRDYQAHTIHIIDKDLPPNTYPFQ
AELTHGAGVNWTLKMNTETRDELTLIPKKSLEVGEYKINLKLTDNQNKDQV
TTLEVYVCDCEGTVTNCKKIGPIAASSMGVPAILGILGGILALLLLLLLLLLLV

RRRHVVKEPLLPPEDDTRDNVYYYYDEEGGGEEDQDFDLSQLHRGLDARPEV
TRNDVAPTSMSVPQYRPRPANPDEIGNFIDENLKAADSPTAPPYDSLLVFDY
EGSGSEAASLSSLNSSGSDQDQDYDYLNEWGNRFKKLADMYGGGEDD

>Ornithorhynchus_anatinus_Cdh3 oan_XP_028931957.1_e_1.7e-51

MGLGLLPFAILLQVSGQCAGQEPCPAVFRRTVAVVPRSQLEPGQVLGQVS
PVSCPGQAAVQMSTDDDFIVTSSGMVLVNGRVLDLGGYERTFSVYARDAAG
QEFSTAVTLKSQETSLEKENWTPKSWGPKLLRFSPPRHGLKRQKREWVVPPL
SIPENGGKGPYPLKLTQLKSNMDKSSKIFYTITGPGADRPPEGIFTIMKETGWLM
VMQPLDREERDRYHFYGHAVSENGKAVEAPMDIYVTVTDQNDNRQPFTQDL
FRGAVIEGSLPGTSVMRVSATDADDEINTYNGVIAYSILNQEPKEPHDHMFTV
DPGTGTIRLIVSGLDREKVAVYNLTIQAADMNGTGLSTTASAMIEITDANDNA
PNFDPQTYSTEVPENQAGYEVERLSVTDADAPGSPAUNAVYQIVRGDEGGH
FAVTTDLKSNDGIVTTKKALDFETKNQFTLHIEVTNEIPFVVNLPTSTATVTVV
VRDLNEPPVFLPPTKAEAVPEDVPVGTRISSYPARDPDKRQNQKLSYRIVSDP
AGWLAIHPESGDITTRALLDREDVQFVRNNTYKAIVEAADDGSPPATGTGTFL
MTLLDVNDHGPVPQPQITVCNHNVPVQVLNITDQDQPPNTTPFRAQLTHDS
DIHWTAENERGDAVALSLKKVLT KDTYNVYLTLYDNQDKDQLTVIKATVC
DCEGYVKVCPEPWKAGFVLPILGILALLIFLLALLLVRRKRRVKEPLLLPED
DTRDNVFFYYGEEGGGEEDQDYDITQLHRGLDSRPEVIFRNDVVPTFTPPPLYR
PRPANPDEIGNFIIENLKAANGDPTAPPYDSLLVFDYEGSGSDAGSLSSLTSD
ADQDQDYNLNEWGNRFKKLADMYGGGEDD

>Ornithorhynchus_anatinus_Cdh15 oan_XP_028931988.1_e_6.4e-54

MGISLLVALCLLTQELGFSEGTTPTRFPWRRPAGLSRVKRAWVIPPISVSENYK
RLPYALVQIKSDKQQPGGVIYSIKGPGVDEEPPKGFISIDKFTGKVFLNAMLDRE
KNDRFRLKAFALGLGGTTLEDPTDLEIVVVDQNDNRPLFREKVITGHVLEGA
PGTYVTKAEATDADDPDTDNAALRYSILEQGGAEIFSIDGSTGEIRTVQVGLD
REVVG VYNLTLQVADLHGDGLTNTATAVIYIDDVNDNPPEFETDKFSVEVAE
ATAGVDVVRLSVQDRDLPGSPNWVAKFTIVDGDPEGAFVRTDPKTNEGILS
VVKPLDHETRERYQLTVSVQNLSPQLASAAQTAPALASVTVKVQDVNEPPVF
HGNPRRVSMAGAPAGSEVTTFSASDPLQQQQQLSYLKDYDPEDWLLVD
PHSGRIQTKRTL SHKSPFLKDGWYRAILASDNATPARTATGTLSEILEVNDH
APILTPPAGALCREPGQGGGLVLSATDEDLPPHGAPFLFQLHPSFPELSRNWTI
SPVNMTHAVLRVRPGGQEGLYTLPLLLSDSGQPPQREQLLNVTVCHCGEAG
GCVPEAAALLSGRAGISLSALVIVLASVILLALILLVATLERFRQRAREKGLL

DGLQDDDVRDNVNLNYDEQGGGEEDQDAYDINQLRHPVAGLPPSPRARPAL
RRDAPYNFIVPQHPRKPPAGPSDIANFISDGLAVADSDPSVPPYDTALIYDYEG
SGSPAGTLSSILSSQGDEDQDYDYLSDWGPRFLRLADLYGQ

>Ornithorhynchus_anatinus_Cdh24 oan_XP_028933163.1_e_2.2e-48

MWGLVQLLLAWLGGWGCAGRLGPPARAGDPGEPGTLLLRARRSWWNQF
FVIEEYAGPEPVLIGRLHSDVDRGEGRTKYLLTGEGAGTVFVIDEATGNIHVT
KSLDREEKAQYVLLAQAVDRASNRPLEPPSEFVIKVDINDNPPVFPLGPYHA
TVPEMSNVGTSVIQVTAQDADDPSYGNSAKLVYTVLDGLPFFSVDPQTGVVR
TAIPDMDRETQEEFLVVIQAKDMGGHMGGLSGSTT VTVLSDVNDNPPKFPQ
SLYQFSVVETAGPGALVGRLRALDPLDGDNALMAYSILEGDGEGAETFSVSA
DAHGRDGLITIRKPLDFESRRSYAFRVEATNTLIDPAYLRRGPFKDVASVRVT
VQDAPEPPAFSRPAYRLAVPENSAPGTLVGRVSAADLDAPASAVRYSILPHSD
PERCFSIGPEDGAIRTAVPLDREVRAWYNLTVLATELSPAQASRVQVAIQAL
DENDNAPQLAEPYDTFVCDTAAAGQLIQVWVAVDRDEGGNGSRVTLRSPRG
TEANFTIQDNRDGSANLLLPPRLAPPRRAAYLVPIELRDGGQPALSSTATVTVS
VCRCRADGTVAACGPEALLAPAGLSTGALLAILACGATLLALGVLFALRRQ
KAEALMVLEEEDVRENIITYDDEGGGEEDTEAFDIAALQNPDGAAPGPAPAP
APAPAPPRPPGRRDVLPRARSPRRPRRPPAPADAAQLLALRLREADEDPGVP
PYDSVQVYGYEGRGSSCGSLSSLGSASEAGGGPGPAEPPEDWGPLFRTLAE
YGAQEPPAP

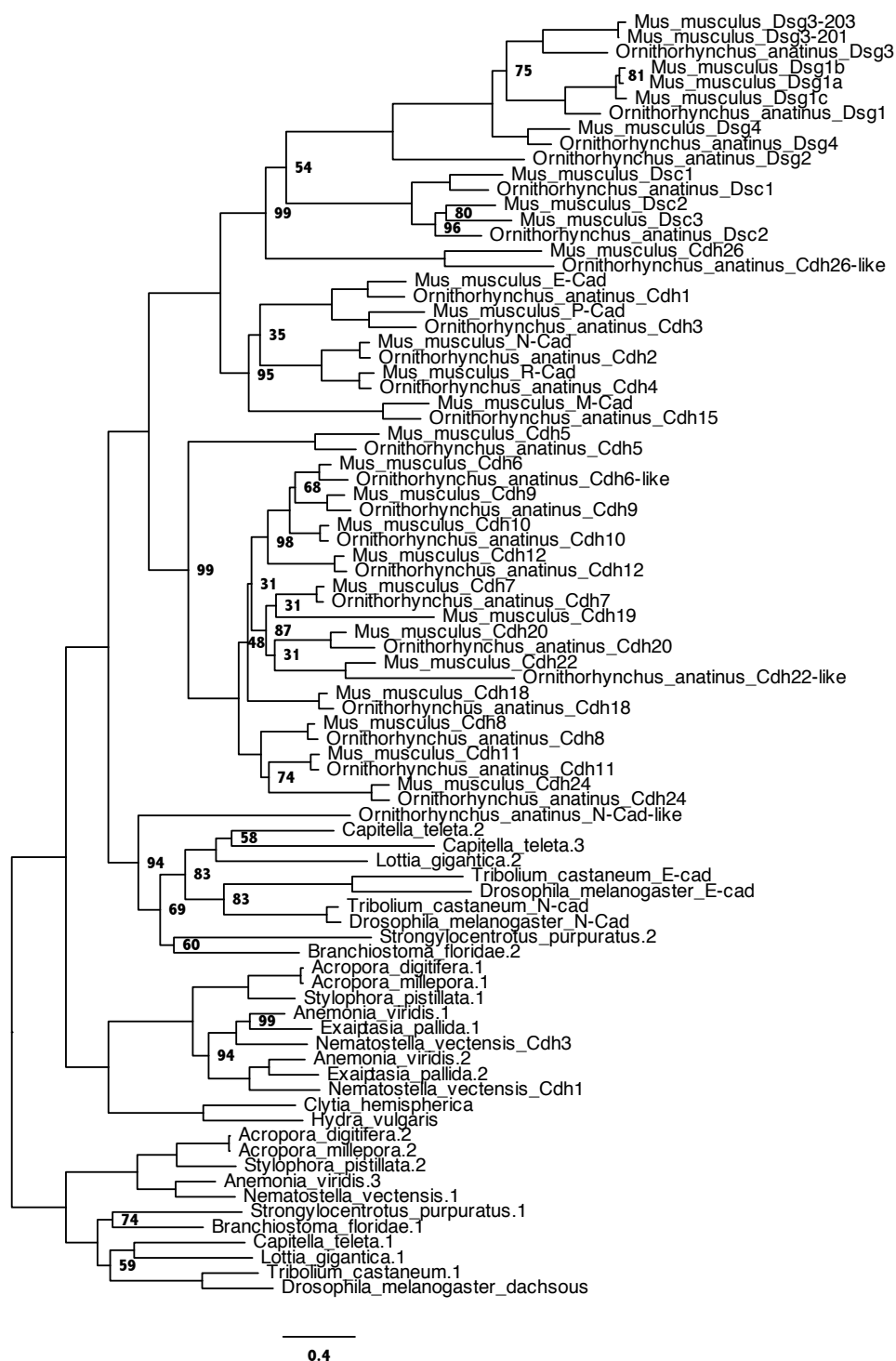


Fig. S1. Phylogenetic analysis of classical cadherins. Extended version of the tree in Fig.1. Dachsous cadherin proteins were used as an outgroup. The phylogenetic tree was constructed with the maximum likelihood method in IQ-tree. The number at the nodes indicates the bootstrap support from the maximum likelihood method.

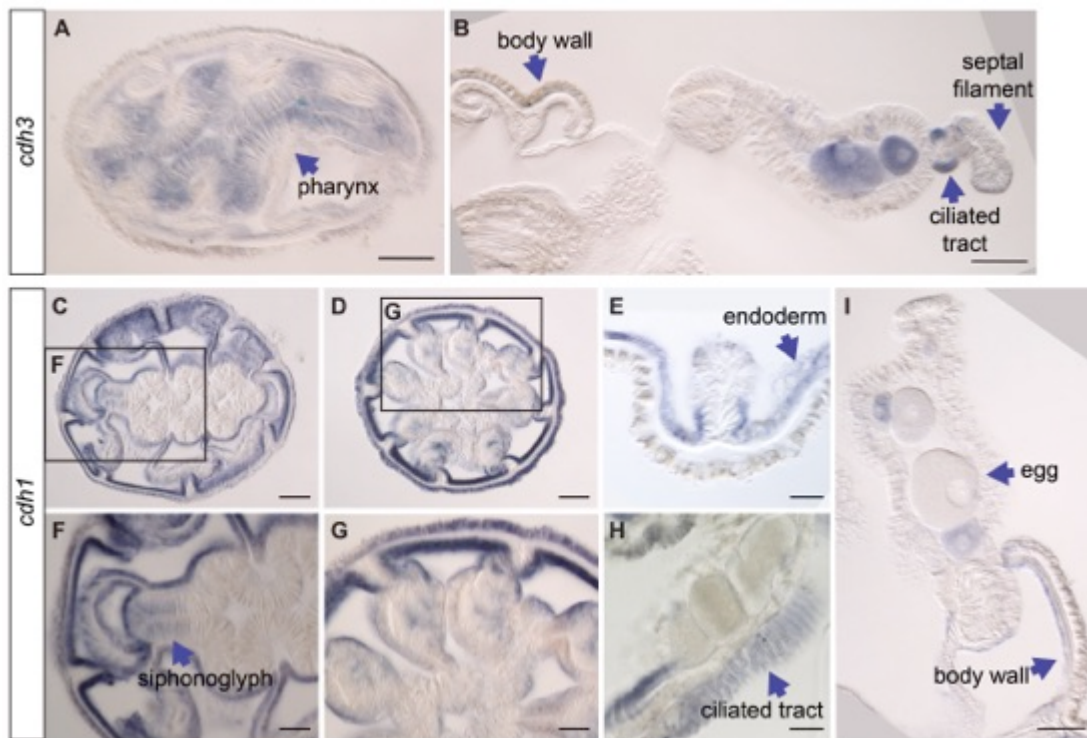


Fig. S2. *cdh1* and *cdh3* expression in adults and juveniles. (A-B) *cdh3* is expressed in the ectoderm of the pharynx, septal filaments and ciliated tract and in the oocytes. (C-I) *cdh1* is expressed in the endoderm, ciliated tract, ciliated lobe of the pharynx – siphonoglyph and small oocytes. Scale bar A-D, I: 100 μ m. Scale bar E-H: 50 μ m.

Cdh1	MSAGRLAAVLTTPLLFSLKTFQLAKAQDTLIEVNFDEGRPARSSVYLFDS-SGDVFS	59
Cdh3	--MGLDGSASLGLVLFLLSLLTITGHAQTIESASVPEPEGRVFSFPSPSNEIYS	58
	* .. *:::*::: : : *::: .. *..* * : * * *:::*	
Cdh1	LYQA---DPTVPLLFQISEVGHVTSQEIYEIIGKTNKYDLTVLQRPGETLGGIAITL	115
Cdh3	FFRALDTASQSALRLFDISEDGVVTKNPLVYTDGEENLYVLTVLRQRGMTEGGIAWTL	118
	:::* . :. **:* * *::: : * * : * * *:::* * * * * * * *	
Cdh1	RITILDVNNFHPVQLSQGEHYEGFVKEGTAENTIVEGLEQCHATDRDTSGIRGYSIISG	175
Cdh3	RITVTDTNFQPTFGA--DLYLGYIAEAAQGTTVGGLEKCHAEDKDRSGIDRYEIVSG	175
	**:* *:::* * * : * *::: * *:::* * * *:::* * * * * * * *	
Cdh1	NEKGYFKVETVQIGSGVTSRKFLVLKTTGKPIVRDDNPNYIMLTVQVTDGGNPSHSGTAN	235
Cdh3	NERGYFVAETKTVG---AQKFLVLKATNTRIVRDPARPSITLTVRANDGGGL--HGTR	229
	**:* * * * * * * * : * * * * * * * * * * * * * * * * * * *	
Cdh1	IRNVEDANDQTPVFESSQYRETAENTPIQTSVLRVRATDKDDGTNGGIYYMKNPVNS	295
Cdh3	IQIDIQDTNPPVFEEKSEYTVTGEDTPVMTSILRVRARDADIGRNGGIYYLRNTQ--	287
	::::::*::: *:::* *	
Cdh1	YFTIDAITGVIRVAKTLDYNARDKHTLYISARDRGDPPRTSAEATVEISLRENIQGWPLP	355
Cdh3	DFTIDAITGVIRIRMLDFQSGQRTLEVLTARDRGSSPKAA-NVNVQVTRSDISGYPPV	346
	***** : *::: *	
	Cdh3 antibody 1	
Cdh1	DS--ADPKENTKPYFP-QSRYTFSIREDFPPKALLVMRAADNDPIGPNKRLRYSLSGNG	412
Cdh3	VVPSSSDRNRPPVPEGSSFTLSIREDFPVNGAIQVVKANDPDAGSTNGQLRYSLSGN-	405
	:. . *	
Cdh1	VSKFAIDPESGVVTLTDSVDYENTPNNHVYDLTVTATDQ--GPGSLSATTQLLIEIQDVD	470
Cdh3	-NFAIDSTSGVVTLQTQLEYKGNPAQDVIDLVVATDRNGQSGALSASVNLKIEVLVDVD	464
	.:* *	
Cdh1	ENKNSPRFDPQQAILEISENLKQNSLVTTVSATSDSDSVGNPSSPDGKVVSIVGGTGLGV	530
Cdh3	DNNAPVFNPPQLELTVSEDSAVGRTIRRVSATDSD----DGSDGQVVYSIIQSGSLGV	519
	::: * * * * * * * : *::: . : * * * * * * * * * * * * * * *	
Cdh1	FRVDSNTGEVKVAVPSLDREGTSQYTLVVKASDNATFPRSSRLFLMINLLEDNFPYFS	590
Cdh3	FQVQATTGDLIVAAP-LDREKMSFYDLVIKAEDKATFPKSSNLYVMVKIQDVEDHFPQFT	578
	*::: *:::* *	
Cdh1	QPIYIAQVPENQPSGTFVTVVVGRADEGFNPSYTVITPGVPYKIEPSTGVIRTSLDQ	650
Cdh3	QPMYYAKAPEKSPENTFVTVVVDHDLGESVSYSI-TGASSFKIVPTSGLILTTGPIDL	637
	**:* *:::* *	
Cdh1	SEL-STRELQVIV-RVSTAGSKTADGQVNITVISKVNRPPVFKNTPYSVKVPEEMGPLPN	708
Cdh3	TTEPSTYELVVTATSTNYGTTKRATGQVNVEITSKTESPPVFKNTPYAVSPENQGSIAN	697
	: * * * * . . . : *	
Cdh1	LFCIAAVDSLSPVQYTLAPGADGLFEVDKDSGRHLTKNSFNENVDRYNLRIEARTSSV	768
Cdh3	LVCVAIDTKGQPVYISIESRG-EPFGIDSKGRFSSLSQSFYETADKYRIQISAQSGTA	756
	* *	

Cdh3 antibody 2

Cdh1	QEVA--SASLTVEVTEEKDLPKFSSDSYQLTVDESAAAGTTLAPGLLIIDSDTSSDQFDC	826
Cdh3	PNIMTSSSDVAITIKDEKDPQFSQSEYKVSVPEDASVRSTLSRGIRFVDEDTLSTQLEC	816
	: : * : : : : : : : * * * * * : : * : : * : : * : * * * * : : *	
Cdh1	SMEAITSLHTLYNFEVTQQSGRCFLRVQAGGKLD AHLASKYTFNVRATDRNFRNMFATAQ	886
Cdh3	SMEEMTSRIPLDYL SVVQDGGECKFVIE--KTLDTFVASKFTFDMKVTDKNFPGMFATK	874
	** : * * * : * : * : * : * : * : * : * : * : * : * : * : * : * : * : *	
Cdh1	VEVNVIDVNDHKPEFLQESYWLSVPSSTPAGSSLVTVQAEDMDIGTNAQVRYELLRQEN-	945
Cdh3	VEVTVTDNTNTYTPVFSRTSFWASKPDTLPTDTSVMQLSIIDKDMGSLGEVTYQLIDPTVS	934
	** * * * * : * : * * : * : * * * : * : * : * : * : * : * : * : * : *	
Cdh1	-----SERFILNDNNQLSTASTLTPNVRYQLLIRASDSATRNPSSAQVPVYVSVYSPSE	999
Cdh3	AGETSGYDRFRVDDSGMIESTNILTANTLYKLOAKAKDGGSPALEATVDVFISVYPSD	993
	: * * : * : . : : : . * * * . * : * : * : * : * : * : * : * : * : *	
Cdh1	SPIVFDKSSYNQNL PEDSSANTLVFTAKATRSGSSSGITYELVGGYKQIGEAMFSIKPDT	1059
Cdh3	TPVRF SQNPYSASIAENSPLNTEVFRATATKSGSSSGIAYSLVGGQIENGNTMFSIDS-S	1052
	: * : * : . * : . : * : * * * * * : * : * : * : * : * : * : * : * : *	
Cdh1	GQVYL IKKLD FETKSYFPIAVRAKYSGGAI ELASEVVAKVTVVDVNDNGPRFAFHESKST	1119
Cdh3	GRVLLLRLQDRERTKSYKLYVRGTYTGGSLTLATDVECLVTVTDVNDNTPLFTFDRVKNQ	1112
	* : * * : * : * * * * : * : * : * : * : * : * : * : * : * : * : * : *	
Cdh1	VVIDSFSAKDTQLVQARALDADSGSLGEVTYGIDGGRSTSNLFPNINVKTGMIFATREIL	1179
Cdh3	FVVDNYAPANTI IATLRAVDSDEGANAQVTMSIQGT-VPSNAPFTIDTPSNVLKTTTKLS	1171
	. * : * : : : * : . * : * : * : * : * : * : * : * : * : * : * : * : *	
Cdh1	YTQGS SYIIIVVATDGATDGSQKIQKFTVNVQVLDTPRPPSFPQKTY SAPVTETAGVGD	1239
Cdh3	--TVIDYQITVRATDKG--SPPQYSETTVIVKVLNIQTTPVFGQAKYTVDVQENTKVGQQ	1227
	. * * * * * . : : * : * : * : * : * : * : * : * : * : * : * : * : *	
Cdh1	VTTVRAVYKPN AFLKYTFVSGNEDNTFCVNGFGIISVAKSLDREKVAGYTLGMRVTLGQ	1299
Cdh3	VISVKATYGD SNGLLQYSFVSGNLGDAFCIDSSGQITVAQPLDREVLPSYTLRVRVALGN	1287
	* : * : * : * : * : * : * : * : * : * : * : * : * : * : * : * : * : *	
Cdh1	HVDDTTVYVNLTDINDDAPHFTSAIYRRS I KEGLAEDTEILPPVIAVDHDFG SNGKILYS	1359
Cdh3	NEDFTEV FVSLTDINDDSPTFTKSVYEFFANEDISSGTS-IGKVAATDRDSGSHGQISYR	1346
	: * * * : * : * : * : * : * : * : * : * : * : * : * : * : * : * : *	
Cdh1	ILSGVHPDWDK YFNIDSATGKIT--TKMTLDYETHKSHTLFI RAEDNGSPKRLSGIAQVD	1417
Cdh3	FLYASDIQSMDFDL DQTTGIIISLASGKSLDYEDISMHVLFVRAEDNGAN-KLSAIAEVR	1405
	: * . . : . * : * : * * * : : : * * * . * : * : * : * : * : * : * : *	
Cdh1	IDVIDRNDNSPVFAAAFYRAKISLGAVKGT SVLQVHATDLDSGQNGQITYSIIQGN EEEA	1477
Cdh3	IYLRDINDNDPKFSAASYHAKLSLDAPVLEHV VQVTATDLDTANNGRIRYSIVAGNQEGA	1465
	* : * * * * * * : * * * : * : * : * : * : * : * : * : * : * : * : *	
Cdh1	FTI-NEQGVILVDKSLTTVAADKFS LKVEARDKNASPRSGSVTVEINVYLPDGP PMFVVS	1536
Cdh3	FQVLT DNGLIRVAKSLTTVAASSFLLTLEAADSGDPERKGSVNVQVNVFLPDGPPKFVLD	1525
	* : . : * : * * * * * * . * : * * * . * : * : * : * : * : * : * : * : *	

Cdh1	PVTVYVKEGVPANHRVAGVKAATSEALTYTLLSGNEAGMFRINPSTGSLDATRELDYEER	1596
Cdh3	PVIVNATEGIAANQRVAVAKAATSEALKYEILSGNTNDMFAINPSSGVILTTRELDYEEA ** * ..** : ** :*** .*****.* :**** .** *****:* : :*****	1585
Cdh1	RRYELKIEARDTRDRSAMVELIIIVVNINDNKPTFVDIVDGQIDRKAIGTCSPTDIAEGE	1656
Cdh3	TGYIMNIIARDTRDRSASVQVIINVVNINDNEPMFPGETNGQIDRKVAGPFAPGFI---- * ::* ***** * ::* *****:* * . .:*****. * :* *	1641
Cdh1	VITRLGAFDRD-GDEITFIVPDDVKDLFKIDSRGVVTAKKPIEDLPKIYPFNVKALDNGE	1715
Cdh3	-ATRLTAVDKDIGDRVYYKISIEAENYFTIDERGQLICKNDLKGIASPFRFTIEARDGGL *** *.*:* **.: : : :.: : *..** : .*: :.: . : *.:* *.*	1700
Cdh1	PPQETDVKVRLVVFHYRPDQKHVRVNVREDTPTGSVIATVRRYFPNGIVSLLLPEKANFS	1775
Cdh3	PQKVHTANVLLVFKYRPKQPVRVTVPETTRAGTVITRVPRYFPPTGEFSIVYPENTNFT * : .:* *****:***.* : **.* * * :*:** : * *****.* .: : * :*:**:	1760
Cdh1	VRANGDVILLTPLDYESQQFHRMTVREEL--GNQTNVDVDVEVVLDVNDNRPIWMERERL	1833
Cdh3	IDNDGNVTLNRPLDYEEIAFTLITVREKQASGPLENYIDVEITVLDVNDNAPVFTMISTL : :*: * *****. * :****: * * :****:***** *: : . *	1820
Cdh1	ARVNTNSRAGAQVYQLEARDEDDGSSGLVGYQLKSPSNDAKRKRSPQHPTINPKTRQ	1893
Cdh3	GRVNSNSRAGATAFQLQARDLDSGNSGLIGFQLENIP-----TLFMINPLTRQ .***:***** .:***:*** *.*.***:***: . * *** **	1868
Cdh1	MEVAG-SLKDQRYDLDFVAFDYGIPRLTSDTITLNVDSAGQLPFRFSKVSYHFMVSED	1952
Cdh3	IEVGQPRQLQTSRYGLDIIPFDYKPSVNGTKATVDIE--TVQSPPVFNESYTFVTSER :**. * : .**.*: : **** * :.. . * : : : : * ** * .: ** * **	1925
Cdh1	AKYLSLVGIIILARSISGARLDYKIVSGNVGDKFIAMGDGRILLNSLLDFERDQTQYNLKV	2012
Cdh3	APTMTKIGDVTAVSVSGARLSYTIIEGNTGDKFLAKDNGDIVLNSLLDFERDQSVFNLKV * : : * : * * :*****.*.*:..*****:* .:* * :*****: :****	1985
Cdh1	KATEQIPDGLDSTVDVKIDVINANDHFPYFDQQLYSVQIPESTAVGVLVQEVTAKDCDCL	2072
Cdh3	EAKEQIPKGLSSEVDVTITVINANDHFPYFDQQLYSVQIPESTAVGVLVQEVTAKDCDCL :*.****.*.* **.* *****.*****: * : : : : ** .** : : * :***:***	2045
Cdh1	SSCTCSPGFLTYSIEPSKEQGGKFYIDPATGKISVSVALDYEDQRYHLLKVYATDKGKKS	2132
Cdh3	SDCTCQVGLKYSVEAG---TSFD-IDQTGAIVVARTLDYETSKVQLKVMASDQGEKV *.***.* * *.*:* . . * ** * * : :***** .: : :***** * : : * :*	2100
Cdh1	FQGLCFVNVTLTNVNDNRPTFLKSAYEFRVAEGAATGESLAIVVAVDADGDAVT---YSK	2189
Cdh3	FTAVTFVVTLEDTNDNAPVFKRNDYLFRTADASTGSMIGAVIARDQDQDDIEKVRYSV * .: ** *** :.*****.* :. * * : : .*:** .: . * : * * * * : **	2160
Cdh1	AGGALQFSVDQSTGVITLNSALDP-NKNQYTLQVMAKDSGGLTSTVSVTFNVADANNVNP	2248
Cdh3	VS-GTEFNVNTEGTGLTVAKDLSTGAKSEYSMEIRATDSTK-SNDARVRVNVEYKNMYRP .. . :*. : .***: : . * . * : : : : * .** :. . * .** * * *	2218
Cdh1	QFTNCGTVSIRENDPRDTKITQLTATDADRQNGQITYSIEDASSQTLFSIEPRTGVVRS	2308
Cdh3	EFTKCGKATIQENLLKGQLIATVTATDRDQGRNGEVEYKIVPVGQDFFFTINNKTGEVIT :* :***. : : * : * : * : * : * : * : * : * : * : * : * : * : * : * : * : *	2278

Cdh1	LTSLDRENKDSYNAI IKAEDGSSKQDESERLLWYCYLTINVEDVNDNRPYFLAAKYFGSV	2368
Cdh3	TSSLDRETKATYTVI ITAEDGGHGKDPARLMSYCFLEVEVQDVNDNYPFITRAYLGS I :*****.* :*..**.*****. :* :****: **:* :*:***** * *:: *:*:	2338
Cdh1	FSSAPNGSNILTVQATDADSGSNAKIKYALLDSAGGLFRLDSSGILRTNTNPARLQLETG	2428
Cdh3	QNTKPIGTSVLTVSATDPDAGDNAKITAFKSPNDKFEIDSTSGDIRTKVALTGTK---D . : * * : : : ****.*** * : * . ****.*** : . . : . : ** : ** : . : : .	2395
Cdh1	KKLLEVSAKDVESIAGTQPGKPKTYTTQIEILVSNEEPPKFSQQVYTASINENMETGST	2488
Cdh3	VNEKMTVVASNTEAIQGGDAN-NRDRETEVTIYITDLAPPVCDKNLFTARILESLSVNSD : : * * . : . * : * : . . * : : * : : * * . : : : * * * * *	2454
Cdh1	VTRITATSSTGAEISYENVDTNPRAKILFRVQPDGYIITGDRPDYERG---TTYNMQFA	2544
Cdh3	VLKVSQAQAPGGKSIVYSPVKANADIDEKFSVETNGQIKTASQLDYEQLSPGDKTFKLQVR * : : : * : * . * * . * . : * * : * * * . . : * * * . : * * * . : * * * .	2514
Cdh1	AKDKKTLLYSTVKVVINIIDVNDVSPAFLLAINTRNARVLENKPAPTKVISMKAIDDDGS	2604
Cdh3	AQEENTNLYSTCSVAITLEDVNDKPTFDLG--NYDARVRENAPIGTTVITIKATDRDTG * : : : * * * * . * . : * * * * . * : * * . . : * * * * * * . * * : * * * * .	2572
Cdh1	EPHRRVTY--EMKDNPNFQIDASTGMITTKTTLTLDREVTPKYDVEVTAKDGVN-----KES	2657
Cdh3	DAG-VVTFYFLKAGSDEHFAIDVNSGTLTTKKSFDREGQSLFSVIVVIARDKGNP GALSEE : * * * : . : : * * . : * : * * : : * * * : . * * * * * * . *	2631
Cdh1	AILYITVVDQNDQPPVFAPKSYAISVPEDSPIGTSVLDIYATDADVGENAKITYFISKGD	2717
Cdh3	VAVKVLVVDENDSPQFDQAEFQTSVSESATIGTSILEVVATDQDIGDNAKLEYFISGGD . : : * * : * * . * * . : * * * . : * * * : : * * * : * * * : * * * * *	2691
Cdh1	PEGKFSIVTS---PVKGLVNGKLDKFETKSSYTLVETATDGKFSDTAVVTVTIQDVND	2773
Cdh3	GRFWFAVQTISKGRTYGEVQVDARLDFETKSSYTDVTATDGRFSATTRVLITITDAND . * : : * . * * : * . : * * * * * * : * * * * * * : * * * * * *	2751
Cdh1	LPPVF-----SSPLYESRIQENTGPGAGVVMVTASDIDSPTISFSLDDRKDYFQIT	2825
Cdh3	IVPFMFTLTPTLLSPIYTGRVSEMTGSGVEVLKVYAVDTDSPNIQYTLGSS-SYFTI- : * : * * * * * . * : * * * * * . * : * * * * * . * : * * * * * . * : * * * * *	2809
Cdh1	PIRASGPGNVWVDIRTGSKQLDREESPVKVFVTVIANDGKHTAQAEIRVNLTDVNDNAPR	2885
Cdh3	--AARQEGGKFGVGIISTGSQPLDREATPIFSFNVLAKDGVHTGSAYIEINVTDINDNQPR * * . : * * * * * : * * * * * : * . * : * * * * * . * . : * * * * * * *	2867
Cdh1	FPASPYIGYVEENKPSGTSVMYIQAVDDDDPLAGGNAKLSYELTDSAGDKFSIDPLSGLI	2945
Cdh3	FPNSLYVGYVEENKAAGTSVMYVQAHDDDDPYLGGNAEIRYTLTDNAGGKFKIDANTALV * * * * : * * * * * * : * * * * * * * * * * : * * * * * . * * * * * . : * :	2927
Cdh1	KTKVTFDREQTPNKFKVRVKATDAGNPRLSASVDGIIHVSDANDHKPKFTEKFRGVSVAE	3005
Cdh3	TTEEILDRETSFNSFTITVLATDQGANKLSTTKVATIYVTDANDHAPVFTKRIFRGTVSE . * : : * * * : * * . : * * * * * : * * : . * : * * * * * * * * : : * * : *	2987
Cdh1	NAPPGYSVLRVTATDEDVGPNAEFVVFVVQGNDPHAFYIDPFNGTVLVSGILDYEEKKEY	3065
Cdh3	DVRPGYVVTVSATDTDGPNAELEFVVTHGNEPAAFYVDPSKGTVHVSGILNYTLRKS Y : . * * * * * : * * * * * . * * * * * : * * : * * * * * : * * * * * : * * * * * : * . *	3047

Cdh1	CEP-LMARDSICVCPNGYSKGKHCGRGKASYLLASSFTEYLVAARRRRREVVPPPTEIFN	3889
Cdh3	CEPSLMAGKSMCVCDLGYTGRACNDRSEANYYLENSFSQFLLTGIRARRELIQPPVPLMN	3880
	*** ** .*:***: **:*: *:.*:*.* ** .***:***: . * ***: ** . :**	
Cdh1	RFYTTLALQVKLDEDATNVVFLASNRMGTEFQRVDVKDSKIRYVLRGARMVLVSFPQL	3949
Cdh3	EYYTHINLQVKLDPGTKDCVLFLLSSNSLGTEFNRLDVKDHMLRYIFRLGDRMKVLSIPQY	3940
	.:** : ***** .:.: *:*:* ** :***:*:* ** :***:*** ** **:***	
Cdh1	NVTDGVYHSVIVRRHGDYAIMQLDYSGYVIGSLHSQRTLLDMSGGEIFSGGLPNITIVRI	4009
Cdh3	NISDGKYHSVMVNREGNYAEMQIDYRAKMAGTTGGVQKLLNMGGGSIFTGGLPNITEVRV	4000
	: ** **:*.*.*:* ** ** . : * : . :***:*.*.*:*:***** **:	
Cdh1	IEAIVENDGSAVISTNVRN---DG---DGYAAD-----	4036
Cdh3	VEAIVQSGGDVILRTEDGKVLTSGIGVGGGMSFGAGSSVTLITIGSGVLTQRNILDSQSL	4060
	:***:..*..: : * : . * . * : .	
Cdh1	-----VGGVHVR-----N	4044
Cdh3	FVRGIYKNGTVLYGSSSSSTFGMNVDDQGIPFKSSDTSSNGNGGVQISQGNPMTYGAGIQ	4120
	***: : :	
Cdh1	LQLSGPLNLVSRKRRASGTVSVLGDFFGGCIAGTSVNGANMESDPSIKVHRQNVLDGCPCL	4104
Cdh3	WTLSPNPGRTQVGAGNSGGAVEVIGDMEGCTATNRFQGVSLDSPDEVRRQNVKGCPCA	4180
	.* . .:*:*:* ** * . .:*..*.*.*:*:*** **	
	transmembrane	
Cdh1	SNFCANGGTCVDAMPYICAPGWTGPLCTIVVTAPPVGER-GTPFMHPAVIAIILVVML	4163
Cdh3	EGFCENGGTCVDGTPPYCLCSPGWTGPTCVLIVTAPNPGQRPGRVVSFFVIACVAVLL	4240
	..** *****. ***:*:* ** * : * ** : **:	
	region	
Cdh1	<u>AIFIIMGAVILKRRPEPVVYADSTDTGHVHDNVRLYHDDGGGEEDNLGYDITKLMKYTY</u>	4223
Cdh3	<u>AVMVMGAVLLKRTPPPVI-PVMVEDGHVHDNIRPYHDEGAGEEDNFGYDITQLMKYTY</u>	4299
	*:***:*:* * * : . : ***** * **:*.*.*:*:***** **	
Cdh1	<u>IETTIAPPSVAPSK-----ASEDKISTSSDQPLLO</u>	4253
Cdh3	<u>VEGGYGGGGGYGGGGGYGDTGGAAFGSAYAADGGGKGLSGVEEVMVAEEKPLLO</u>	4359
	:* . . :. : : : :***	
Cdh1	<u>GRPPDAV--FGLTGKEPGPKPKMEGDDVGDFITTRVKITDREVFVLADELHIYRYEGD</u>	4311
Cdh3	<u>GAMEGYQQHGIIT--ITRRMMNADSVVGNFINSRVGEADREYILSYDALHIYRYEGD</u>	4417
	* . .*: : : . ***:*:* ** * : * *****	
Cdh1	<u>DTDVDLSEIEPDEE-DEEYEQEFDLQKQWGPKFKLAKLYEDVDE</u>	4356
Cdh3	<u>DSDIDDLSELGSDEGGDDAEQSFDFLQDWGRKFENLNKIYNLDD-</u>	4462
	::***: *:* .: **.****:* **:* ** * :	

Fig. S3. Protein alignment of the full-length sequences of the Cdh1 and Cdh3. Cdh1 and Cdh3 antibody epitopes and transmembrane protein regions are underlined and recognized with the colors. Transmembrane regions were identified with the SMART protein domain annotation resource. Alignment was performed with the Clustal Omega Multiple Sequence Alignment tool.

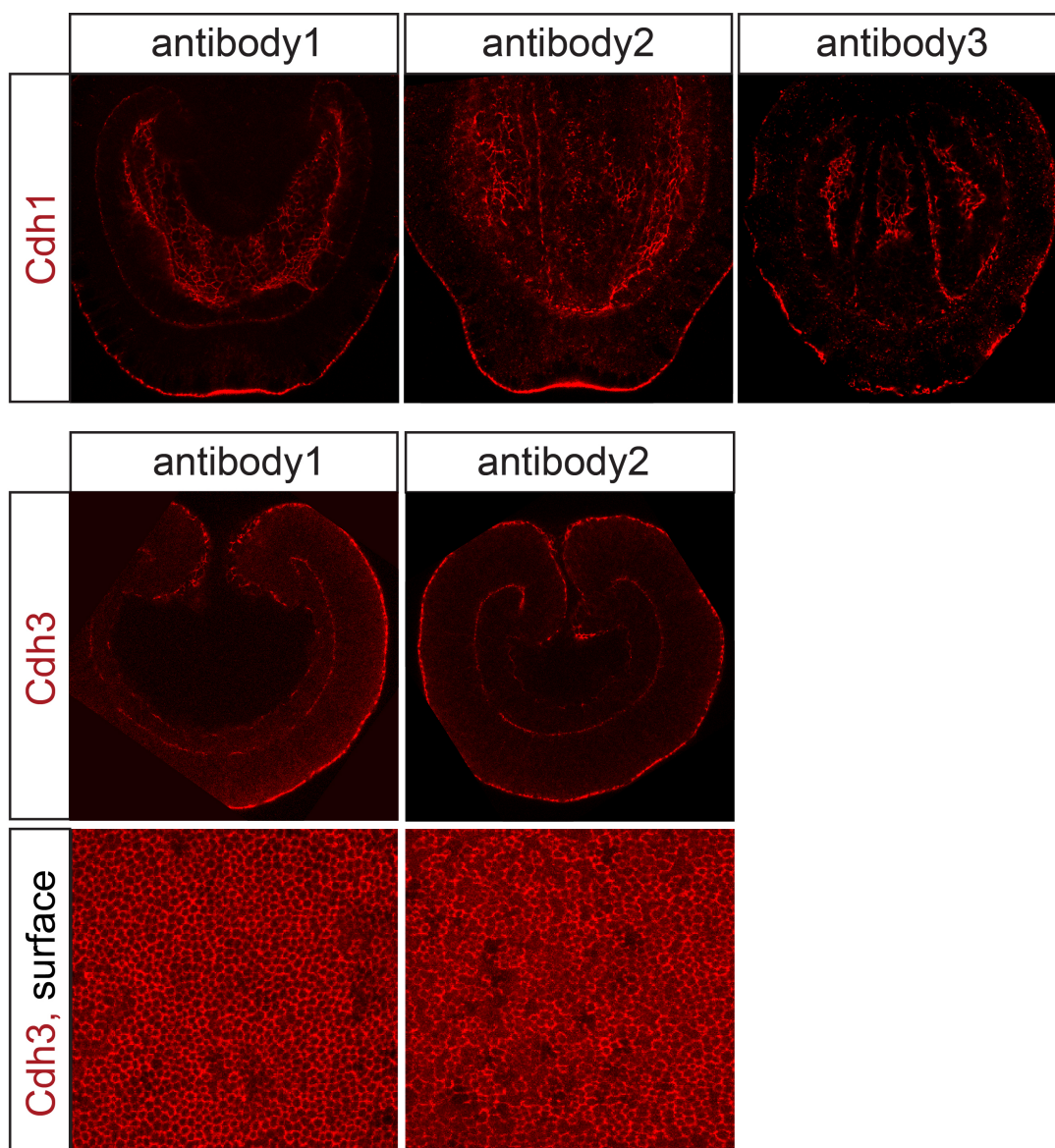


Fig. S4. Custom antibodies generated in different animals against different protein domains result in the same staining pattern. Cdh1 antibody1:domain1 (extracellular) and Cdh1 antibody2:domain1 were raised in rats; Cdh1 antibody3:domain3 (intracellular) was raised in a rabbit. All three custom Cdh1 antibodies show the same staining result. Monoclonal Cdh3 antibody1 and Cdh3 antibody2 were generated against different Cdh3 peptides and result in the same staining pattern.

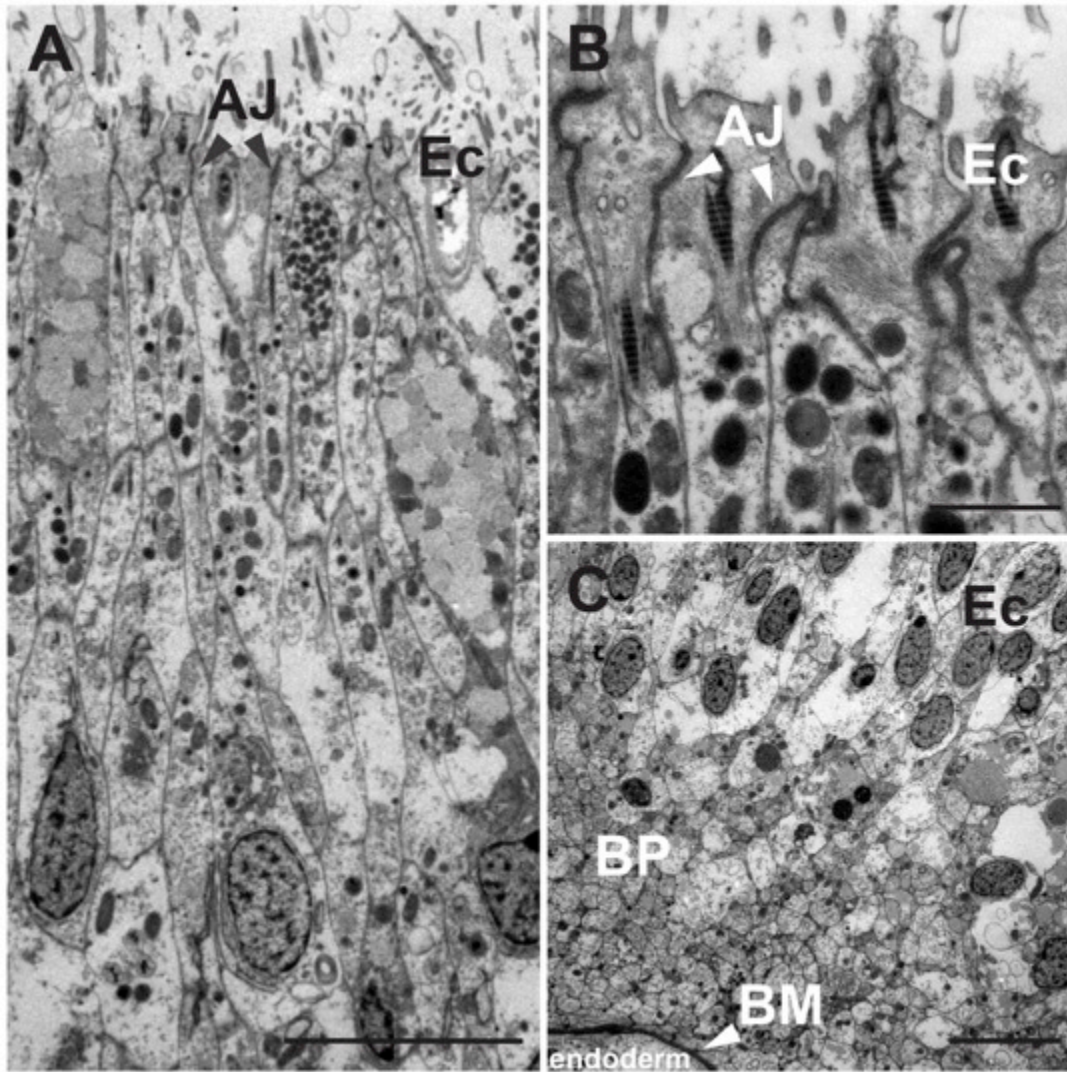


Fig. S5. TEM of the ectoderm of the apical organ. (A,B) Apical side of the ectodermal cells of the apical organ. (C) Basal side of the apical organ ectoderm. AJ apical junctions; Ec ectoderm; BP basal protrusions; BM basal membrane Scale bar A,C: 5 µm. Scale bar B: 1 µm.

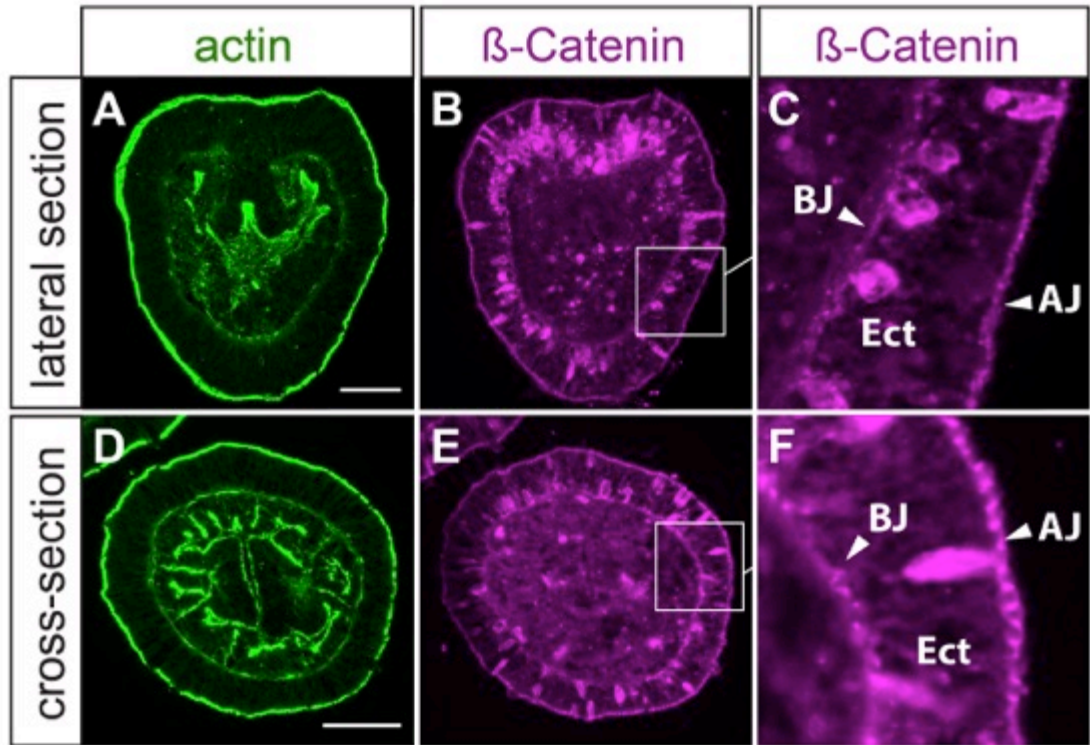


Fig. S6. β -Catenin is localized to the apical and basal adhesion junctions of the body wall ectoderm. β -Catenin antibody and phalloidin staining of vibratome sections of the 4 day old planula to exclude a possible penetration problem of the β -Catenin antibody. Please note that in vibratome sections, the β -Catenin antibody detects the basal junction in the ectoderm, but has a tendency to show unspecific staining in nematocytes and other subcellular structures. Scale bar 50 μ m.

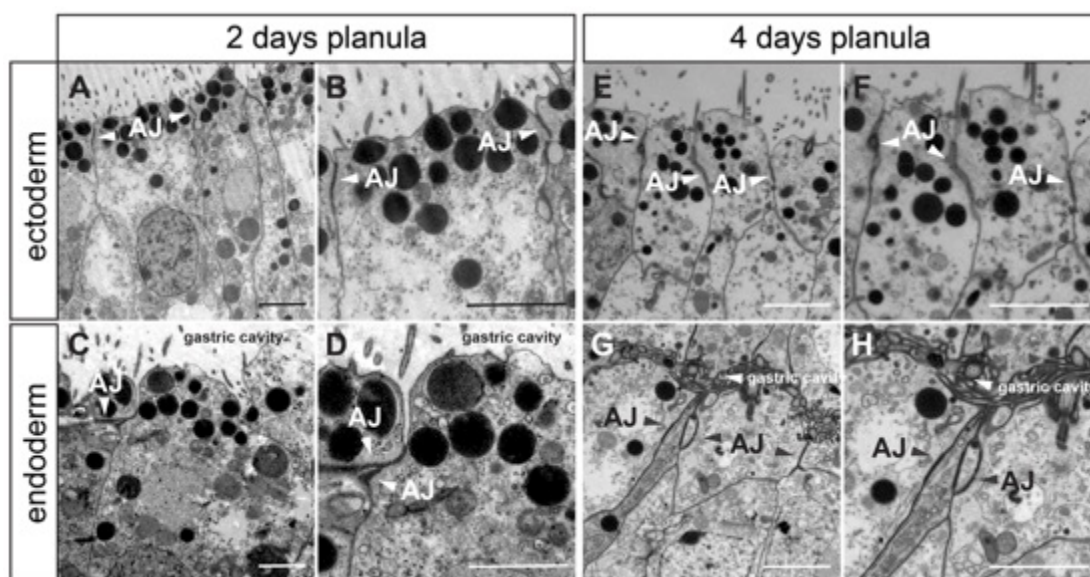


Fig. S7. TEM of the apical adherens junctions of the ectoderm and the endoderm. (A,B) ectoderm, 2 dpf planula; (C,D) endoderm, 2dpf planula; (E,F) ectoderm, 4 dpf planula; (G,H) endoderm, 4 dpf planula. Scale bar 2 μ m.

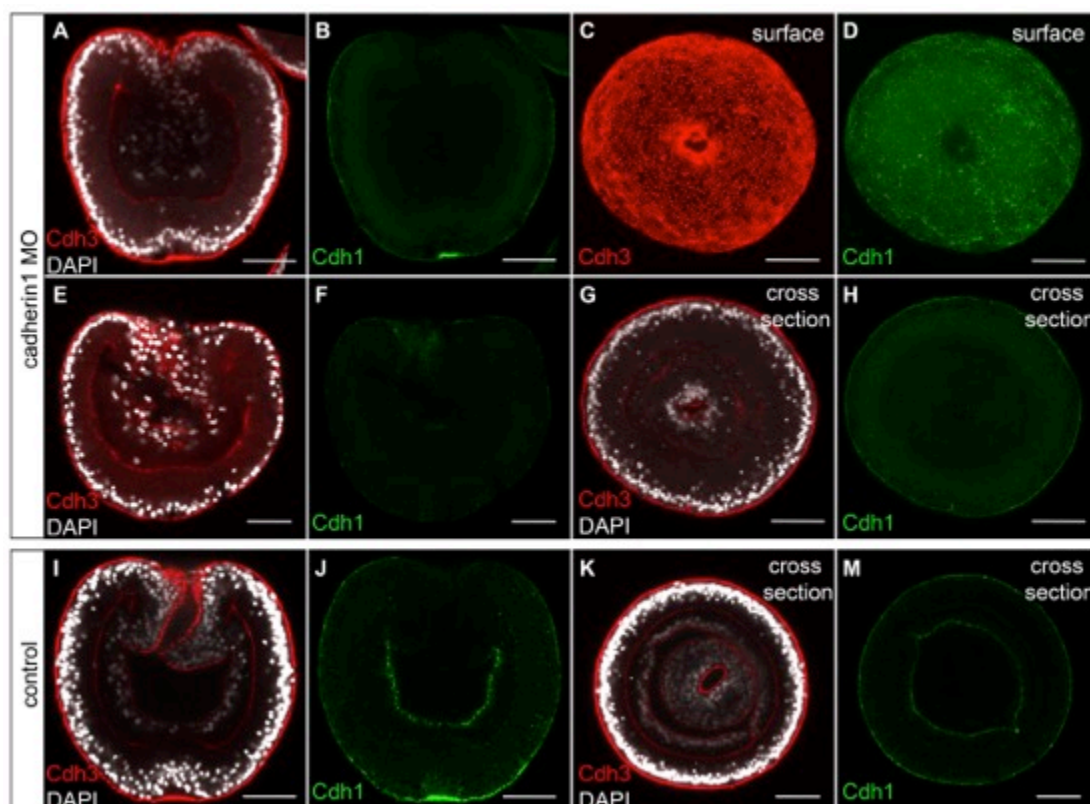
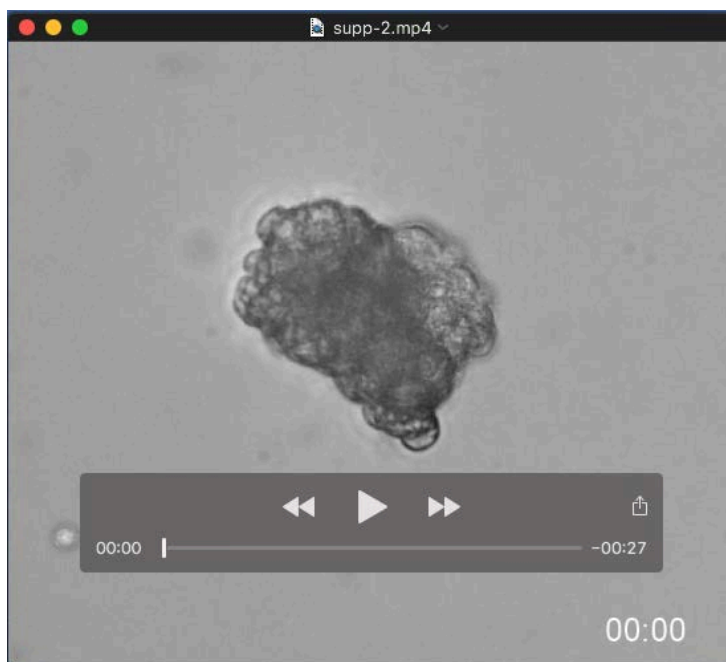
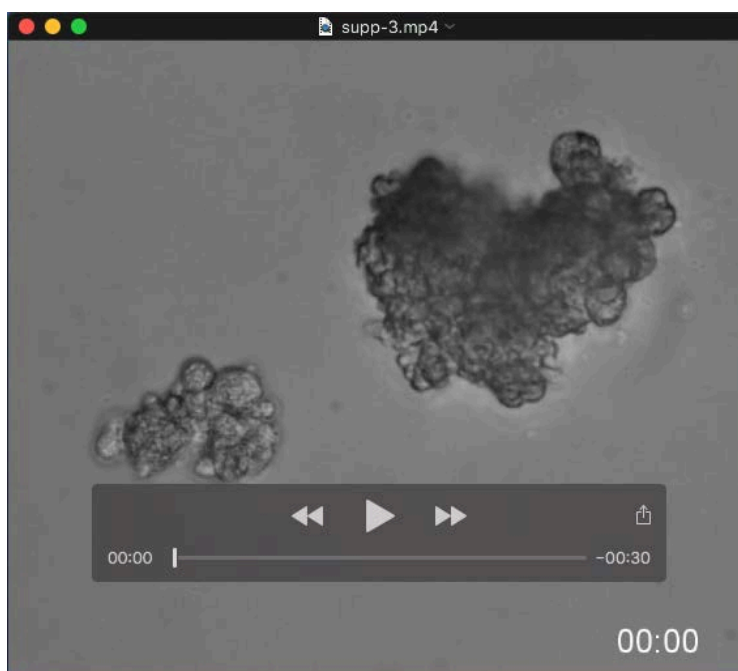


Fig. S8. Cdh1 and Cdh3 expression upon Cdh1 MO knockdown. (A-H) Cdh1 MO injected planula. (I-M) Uninjected control planula. Scale bar 50 μ m.



Movie 1 Std MO aggregate development. Time indicates hours and minutes.



Movie 2 Cdh3 MO aggregate development. Time indicates hours and minutes.